



OFFICE OF AUDITOR OF STATE
STATE OF IOWA

Mary Mosiman, CPA
Auditor of State

State Capitol Building
Des Moines, Iowa 50319-0004

Telephone (515) 281-5834 Facsimile (515) 242-6134

NEWS RELEASE

Contact: Andy Nielsen
515/281-5834

FOR RELEASE March 31, 2015

Auditor of State Mary Mosiman today released the State of Iowa's Single Audit Report for the year ended June 30, 2014. The report covers the disbursement of federal funds by all State agencies, institutions and universities and includes a review of internal controls and compliance with federal laws and regulations.

The State expended approximately \$6.9 billion of federal funds in fiscal year 2014, an increase of less than one percent over the prior year. The increase in federal funds expended is primarily due to an increase of approximately \$171 million in funding for non-ARRA Medicaid expenditures, an increase of approximately \$113 million in non-ARRA disaster grants and an increase of approximately \$81 million in non-ARRA highway planning and construction. American Recovery and Reinvestment Act of 2009 (ARRA) expenditures decreased approximately \$120 million, non-ARRA unemployment insurance expenditures decreased approximately \$83 million and Community Development Block Grant expenditures decreased approximately \$27 million.

Expenditures included approximately \$2.5 billion for Medicaid, including \$27 million in ARRA funding, \$565 million for unemployment insurance, including \$38 million in ARRA funding, \$549 million for highway planning and construction, including \$487,000 in ARRA funding, \$548 million for supplemental nutrition assistance, \$407 million for federal direct student loans, \$223 million for disaster grants, \$157 million for Community Development Block Grants and \$119 million for children's health insurance. Although the State of Iowa administered approximately 576 federal programs during the year ended June 30, 2014, these eight programs accounted for 73% of total federal expenditures.

Mosiman reported internal control deficiencies at various State agencies, including instances of noncompliance. These internal control deficiencies and instances of noncompliance, with management's responses, are included in the Schedule of Findings and Questioned Costs.

A copy of the report is available for review in the Office of Auditor of State and on the Auditor of State's web site at <http://auditor.iowa.gov/reports/1560-8990-A000.pdf>.

###

**STATE OF IOWA
SINGLE AUDIT REPORT**

**INDEPENDENT AUDITOR'S REPORT
SCHEDULE OF EXPENDITURES OF FEDERAL AWARDS
SCHEDULE OF FINDINGS AND QUESTIONED COSTS**

JUNE 30, 2014

**ENTITY IDENTIFICATION NUMBER
EIN-42-0933966**

State of Iowa

Table of Contents

	<u>Page</u>
Cover Letter -----	5
Independent Auditor’s Report on Compliance for Each Major Federal Program, on Internal Control over Compliance and on the Schedule of Expenditures of Federal Awards Required by OMB Circular A-133 -----	7-9
Schedule of Expenditures of Federal Awards-----	12-58
Notes to Schedule of Expenditures of Federal Awards-----	60-62
Schedule of Findings and Questioned Costs:	
Part I-----	65-67
Part II-----	68
Part III	
U.S. Department of Agriculture-----	70-71
U.S. Department of Education-----	72-73
U.S. Department of Health and Human Services-----	74-81
 Index of Findings by State Agency and Program Name-----	 82
Federal Agencies by Agency Identification -----	83
Iowa State Agencies by Agency Number-----	84

State of Iowa



OFFICE OF AUDITOR OF STATE
STATE OF IOWA

State Capitol Building
Des Moines, Iowa 50319-0004

Telephone (515) 281-5834 Facsimile (515) 242-6134

Mary Mosiman, CPA
Auditor of State

March 23, 2015

To the Governor and Members of the General Assembly:


We are pleased to submit the Single Audit Report for the State of Iowa for the year ended June 30, 2014. The audit of compliance was conducted in accordance with U.S. generally accepted auditing standards, the standards applicable to financial audits contained in Government Auditing Standards, issued by the Comptroller General of the United States, and OMB Circular A-133, Audits of States, Local Governments, and Non-Profit Organizations.


The Single Audit Report reflects federal expenditures of approximately \$6.9 billion. This report includes significant deficiencies in internal control relating to major programs and instances of non-compliance which meet the criteria of OMB Circular A-133. The Single Audit Report also includes an unmodified opinion on the State's compliance with requirements applicable to each of its major federal programs. The significant deficiencies and instances of non-compliance are reported in the Schedule of Findings and Questioned Costs.

The State of Iowa's Comprehensive Annual Financial Report for the year ended June 30, 2014 has been issued separately by the Iowa Department of Administrative Services. In addition, in accordance with Government Auditing Standards, our report on the State of Iowa's internal control over financial reporting and on our tests of its compliance with certain provisions of laws, regulations, contracts and grant agreements and other matters was issued under separate cover. Copies of these reports are available for review in the Office of Auditor of State and on the Auditor of State's web site at <http://auditor.iowa.gov/reports/1560-8990-B000.pdf> and <http://auditor.iowa.gov/reports/1560-8990-B001.pdf>.

We would like to acknowledge the many courtesies and assistance extended to us by the staff of the State agencies, institutions and universities during the course of our audit of compliance. Should you have any questions concerning any of the above matters, we shall be pleased to discuss them with you at your convenience.

Respectfully submitted,


MARY MOSIMAN, CPA
Auditor of State


WARREN G. JENKINS, CPA
Chief Deputy Auditor of State

State of Iowa



OFFICE OF AUDITOR OF STATE
STATE OF IOWA

Mary Mosiman, CPA
Auditor of State

State Capitol Building
Des Moines, Iowa 50319-0004

Telephone (515) 281-5834 Facsimile (515) 242-6134

Independent Auditor's Report on Compliance
for Each Major Federal Program, on Internal Control over Compliance
and on the Schedule of Expenditures of Federal Awards
Required by OMB Circular A-133

To the Governor and Members of the General Assembly:

Report on Compliance for Each Major Federal Program

We have audited the State of Iowa's compliance with the types of compliance requirements described in U.S. Office of Management and Budget (OMB) Circular A-133 Compliance Supplement that could have a direct and material effect on each of the State of Iowa's major federal programs for the year ended June 30, 2014. The State of Iowa's major federal programs are identified in Part I of the accompanying Schedule of Findings and Questioned Costs.

The State of Iowa's basic financial statements include the operations of the Iowa Finance Authority, which received approximately \$68,160,000 in federal awards which is not included in the Schedule of Expenditures of Federal Awards and the Schedule of Findings and Questioned Costs for the year ended June 30, 2014. Our audit, described below, did not include the operations of the Iowa Finance Authority because other auditors were engaged to perform an audit in accordance with OMB Circular A-133.

Management's Responsibility

Management is responsible for compliance with the requirements of laws, regulations, contracts and grant agreements applicable to its federal programs.

Auditor's Responsibility

Our responsibility is to express an opinion on compliance for each of the State of Iowa's major federal programs based on our audit of the types of compliance requirements referred to above. We conducted our audit of compliance in accordance with U.S. generally accepted auditing standards, the standards applicable to financial audits contained in Government Auditing Standards, issued by the Comptroller General of the United States, and OMB Circular A-133, Audits of States, Local Governments, and Non-Profit Organizations. Those standards and OMB Circular A-133 require that we plan and perform the audit to obtain reasonable assurance about whether non-compliance with the types of compliance requirements referred to above that could have a direct and material effect on a major federal program occurred. An audit includes examining, on a test basis, evidence about the State of Iowa's compliance with those requirements and performing such other procedures as we considered necessary in the circumstances.

We believe our audit provides a reasonable basis for our opinion on compliance for each major federal program. However, our audit does not provide a legal determination of the State of Iowa's compliance.

Opinion on Each Major Federal Program

In our opinion, the State of Iowa complied, in all material respects, with the types of compliance requirements referred to above that could have a direct and material effect on each of its major federal programs for the year ended June 30, 2014.

Other Matters

The results of our auditing procedures disclosed instances of non-compliance which are required to be reported in accordance with OMB Circular A-133 and are described as items 14-III-USDA-401-1 and 14-III-HHS-401-1 in the accompanying Schedule of Findings and Questioned Costs. Our opinion on the major federal programs is not modified with respect to these matters.

The State of Iowa's responses to the non-compliance findings identified in our audit are described in the accompanying Schedule of Findings and Questioned Costs. The State of Iowa's responses were not subjected to the auditing procedures applied in the audit of compliance and, accordingly, we express no opinion on the responses.

Report on Internal Control Over Compliance

The management of the State of Iowa is responsible for establishing and maintaining effective internal control over compliance with the types of compliance requirements referred to above. In planning and performing our audit of compliance, we considered the State of Iowa's internal control over compliance with the types of requirements that could have a direct and material effect on each major federal program to determine the auditing procedures appropriate in the circumstances for the purpose of expressing an opinion on compliance for each major federal program and to test and report on internal control over compliance in accordance with OMB Circular A-133, but not for the purpose of expressing an opinion on the effectiveness of internal control over compliance. Accordingly, we do not express an opinion on the effectiveness of the State of Iowa's internal control over compliance.

A deficiency in internal control over compliance exists when the design or operation of a control over compliance does not allow management or employees, in the normal course of performing their assigned functions, to prevent or detect and correct noncompliance with a type of compliance requirement of a federal program on a timely basis. A material weakness in internal control over compliance is a deficiency, or a combination of deficiencies, in internal control over compliance such that there is a reasonable possibility material noncompliance with a type of compliance requirement of a federal program will not be prevented or detected and corrected on a timely basis. A significant deficiency in internal control over compliance is a deficiency, or a combination of deficiencies, in internal control over compliance with a type of compliance requirement of a federal program that is less severe than a material weakness in internal control over compliance, yet important enough to merit attention by those charged with governance.

Our consideration of internal control over compliance was for the limited purpose described in the first paragraph of this section and was not designed to identify all deficiencies in internal control over compliance that might be material weaknesses or significant deficiencies and, therefore, material weaknesses or significant deficiencies may exist that were not identified. We did not identify any deficiencies in internal control over compliance we consider to be material weaknesses. However, we identified certain deficiencies in internal control over compliance we consider to be significant deficiencies which are described in Part III of the accompanying Schedule of Findings and Questioned Costs.


The State of Iowa's responses to the internal control over compliance findings identified in our audit are described in the accompanying Schedule of Findings and Questioned Costs. The State of Iowa's responses were not subjected to the auditing procedures applied in the audit of compliance and, accordingly, we express no opinion on the responses.

The purpose of this report on internal control over compliance is solely to describe the scope of our testing of internal control over compliance and the results of that testing based on the requirements of OMB Circular A-133. Accordingly, this report is not suitable for any other purpose.

Report on the Schedule of Expenditures of Federal Awards Required by OMB Circular A-133

We have audited the financial statements of the governmental activities, the business-type activities, the aggregate discretely presented component units, each major fund and the aggregate remaining fund information of the State of Iowa as of and for the year ended June 30, 2014, and the related Notes to Financial Statements, which collectively comprise the State of Iowa's basic financial statements. We issued our report thereon dated December 12, 2014, which contained unmodified opinions on those financial statements. Our report includes a reference to other auditors who audited the financial statements of the Tobacco Settlement Authority, the Honey Creek Premier Destination Park Authority, the Iowa Finance Authority, the University of Iowa Foundation, the Iowa State University Foundation, the University of Northern Iowa Foundation, the University of Iowa Research Foundation and the University of Iowa Health System and Subsidiaries, as described in our report on the State of Iowa's financial statements. This report does not include the results of the other auditors' testing of compliance for each major federal program and internal control over compliance. Our audit was conducted for the purpose of forming opinions on the financial statements that collectively comprise the State of Iowa's basic financial statements. The accompanying Schedule of Expenditures of Federal Awards is presented for purposes of additional analysis as required by OMB Circular A-133 and is not a required part of the basic financial statements. Such information is the responsibility of management and was derived from and relates directly to the underlying accounting and other records used to prepare the basic financial statements. The information has been subjected to the auditing procedures applied in the audit of the basic financial statements and certain additional procedures, including comparing and reconciling such information directly to the underlying accounting and other records used to prepare the basic financial statements or to the basic financial statements themselves, and other additional procedures in accordance with U.S. generally accepted auditing standards. In our opinion, the Schedule of Expenditures of Federal Awards is fairly stated in all material respects in relation to the basic financial statements taken as a whole.


MARY MOSIMAN, CPA
Auditor of State


WARREN G. JENKINS, CPA
Chief Deputy Auditor of State

March 23, 2015, except for the paragraph regarding the Schedule of Expenditures of Federal Awards, as to which the date is December 12, 2014

State of Iowa

Schedule of Expenditures of Federal Awards

State of Iowa
Schedule of Expenditures of Federal Awards
By Federal Department
For the Year Ended June 30, 2014

CFDA Number	Federal Department / Program Name	State Agency (see pg 84)	Federal Expenditures/ Disbursements/ Issuances	Total by CFDA Number/Cluster
<u>U.S. Department of Agriculture</u>				
10.001	Agricultural Research_Basic and Applied Research	619	\$ 157,861 **	
10.001	Agricultural Research_Basic and Applied Research	620	867,601 **	
10.001	Agricultural Research_Basic and Applied Research (Passed through Kansas State University; S13147)	620	59,958 **	
10.001	Agricultural Research_Basic and Applied Research (Passed through University of California; 20111816903)	620	4,238 **	
10.001	Agricultural Research_Basic and Applied Research (Passed through University of Illinois; 20120315207)	620	100,588 **	1,190,246
10.025	Plant and Animal Disease, Pest Control, and Animal Care	009	920,953	
10.025	Plant and Animal Disease, Pest Control, and Animal Care (\$5,000 provided to subrecipients)	620	1,901,290 **	2,822,243
10.028	Wildlife Services (Passed through Washington State University; 120054G003129)	620	6,029 **	6,029
10.069	Conservation Reserve Program	009	42,500	42,500
10.072	Wetlands Reserve Program	009	268,221	268,221
10.093	Voluntary Public Access and Habitat Incentive Program	542	201,259	201,259
10.163	Market Protection and Promotion	009	45,730	45,730
10.170	Specialty Crop Block Grant Program - Farm Bill	009	271,769	271,769
10.200	Grants for Agricultural Research, Special Research Grants (\$303,719 provided to subrecipients)	620	975,495 **	
10.200	Grants for Agricultural Research, Special Research Grants (Passed through Michigan State University; RC100876ISU4, 614356A, 614356G, RC064356R)	620	3,029 **	978,524
10.202	Cooperative Forestry Research	620	417,761 **	417,761
10.203	Payments to Agricultural Experiment Stations Under the Hatch Act	620	7,128,591 **	
10.203	Payments to Agricultural Experiment Stations Under the Hatch Act (Passed through Auburn University; 4104001)	620	8,000 **	7,136,591
10.207	Animal Health and Disease Research	620	91,173 **	91,173
10.210	Higher Education Graduate Fellowships Grant Program	620	358,393 **	358,393
10.212	Small Business Innovation Research (Passed through Broadcast Wind, LLC; 20123361020114)	620	30,136 **	
10.212	Small Business Innovation Research (Passed through Harrisvaccines; 20113361030783)	620	27,264 **	57,400
10.215	Sustainable Agriculture Research and Education (Passed through University of Minnesota; H001911518, H001226911, H003040138, H003040112, H003040136, H003679401, H003040123, H001911503) (\$15,641 provided to subrecipients)	620	67,836 **	67,836
10.216	1890 Institution Capacity Building Grants (Passed through University of Arkansas; 2292211010762)	620	7,658 **	7,658
10.217	Higher Education - Institution Challenge Grants Program (\$75,265 provided to subrecipients)	620	460,072 **	
10.217	Higher Education - Institution Challenge Grants Program (Passed through Kansas State University; S13106)	620	98,666 **	
10.217	Higher Education - Institution Challenge Grants Program (Passed through University of North Carolina; 1003192)	620	10,632 **	569,370
10.219	Biotechnology Risk Assessment Research (\$70,430 provided to subrecipients)	620	330,081 **	
10.219	Biotechnology Risk Assessment Research (Passed through Ohio State University; 60026023, 60034717)	620	67,198 **	397,279
10.220	Higher Education - Multicultural Scholars Grant Program	620	53,354 **	53,354
10.226	Secondary and Two-Year Postsecondary Agriculture Education Challenge Grants (Passed through Eastern Iowa Community College; B0012121)	620	26,137	26,137

State of Iowa
Schedule of Expenditures of Federal Awards
By Federal Department
For the Year Ended June 30, 2014

CFDA Number	Federal Department / Program Name	State Agency (see pg 84)	Federal Expenditures/ Disbursements/ Issuances	Total by CFDA Number/Cluster
<u>U.S. Department of Agriculture (continued)</u>				
10.250	Agricultural and Rural Economic Research, Cooperative Agreements and Collaborations	620	112,350 **	
10.250	Agricultural and Rural Economic Research, Cooperative Agreements and Collaborations (Passed through Oregon State University; DA743AA)	620	98 **	112,448
10.253	Food Assistance and Nutrition Research Programs (FANRP)	620	25,276 **	
10.253	Food Assistance and Nutrition Research Programs (FANRP) (Passed through Cornell University; 4104077)	620	16,735 **	42,011
10.290	Agricultural Market and Economic Research	620	51,738 **	51,738
10.303	Integrated Programs (\$358,014 provided to subrecipients)	620	723,442 **	
10.303	Integrated Programs (Passed through Michigan State University; 101772ISU) (\$7,339 provided to subrecipients)	620	10,458 **	
10.303	Integrated Programs (Passed through Ohio State University; 60021507)	620	5,951 **	
10.303	Integrated Programs (Passed through Penn State University; 4534ISUUSDA0993)	620	10,860 **	
10.303	Integrated Programs (Passed through University of Connecticut; 525756)	620	1,328 **	
10.303	Integrated Programs (Passed through University of Illinois; 20120074803)	620	23,786 **	
10.303	Integrated Programs (Passed through University of Wisconsin; X378291)	620	37,172 **	812,997
10.304	Homeland Security_Agricultural	620	156,878 **	
10.304	Homeland Security_Agricultural (Passed through Auburn University; 13ACES378574ISU)	620	403 **	
10.304	Homeland Security_Agricultural (Passed through Michigan State University; RC101676)	620	35,338 **	192,619
10.305	International Science and Education Grants	620	3,308 **	3,308
10.307	Organic Agriculture Research and Extension Initiative (\$2,643 provided to subrecipients)	620	2,643 **	2,643
10.309	Specialty Crop Research Initiative (\$403,780 provided to subrecipients)	620	1,009,735 **	
10.309	Specialty Crop Research Initiative (Passed through Cornell University; 640949748)	620	177,544 **	
10.309	Specialty Crop Research Initiative (Passed through University of Florida; UF09222, UF10224)	620	26,009 **	
10.309	Specialty Crop Research Initiative (Passed through University of Wisconsin; 379K643)	620	87,079 **	1,300,367
10.310	Agriculture and Food Research Initiative (AFRI)	619	315,000 **	
10.310	Agriculture and Food Research Initiative (AFRI) (Passed through Purdue University; 8000032354-AG)	619	8,119 **	
10.310	Agriculture and Food Research Initiative (AFRI) (Passed through Temple University; 251666-IOWA)	619	39,483 **	
10.310	Agriculture and Food Research Initiative (AFRI) (Passed through University of California, Riverside; S-000497)	619	9,071 **	
10.310	Agriculture and Food Research Initiative (AFRI) (Passed through University of Georgia; RC284-540/4690678)	619	28,080 **	
10.310	Agriculture and Food Research Initiative (AFRI) (Passed through University of Nevada; UNR-12-37, 2013-67019-21365)	619	37,236 **	
10.310	Agriculture and Food Research Initiative (AFRI) (\$7,034,964 provided to subrecipients)	620	16,445,783 **	
10.310	Agriculture and Food Research Initiative (AFRI) (Passed through Kansas State University; S13165)	620	62,706 **	

State of Iowa
Schedule of Expenditures of Federal Awards
By Federal Department
For the Year Ended June 30, 2014

CFDA Number	Federal Department / Program Name	State Agency (see pg 84)	Federal Expenditures/ Disbursements/ Issuances	Total by CFDA Number/Cluster
<u>U.S. Department of Agriculture (continued)</u>				
10.310	Agriculture and Food Research Initiative (AFRI) (Passed through Michigan State University; RC100236IS)	620	135,751 **	
10.310	Agriculture and Food Research Initiative (AFRI) (Passed through Ohio State University; 60022494)	620	37,543 **	
10.310	Agriculture and Food Research Initiative (AFRI) (Passed through Penn State University; 4649ISUUSDA0223)	620	22,862 **	
10.310	Agriculture and Food Research Initiative (AFRI) (Passed through Purdue University; 8000041928AG)	620	73,578 **	
10.310	Agriculture and Food Research Initiative (AFRI) (Passed through South Dakota State University; 3TC175)	620	36,364 **	
10.310	Agriculture and Food Research Initiative (AFRI) (Passed through Tennessee State University; Molecular Characterization)	620	8,409 **	
10.310	Agriculture and Food Research Initiative (AFRI) (Passed through University of California; 20112069101)	620	76,568 **	
10.310	Agriculture and Food Research Initiative (AFRI) (Passed through University of Delaware; 25571, 28803)	620	133,923 **	
10.310	Agriculture and Food Research Initiative (AFRI) (Passed through University of Florida; UF11103)	620	240,160 **	
10.310	Agriculture and Food Research Initiative (AFRI) (Passed through University of Missouri; C000315876)	620	128,916 **	
10.310	Agriculture and Food Research Initiative (AFRI) (Passed through Virginia Polytechnic Institute and State University; 42219019223, 42226219223, 42231519223)	620	54,381 **	17,893,933
10.311	Beginning Farmer and Rancher Development Program (\$55,198 provided to subrecipients)	620	227,860 **	
10.311	Beginning Farmer and Rancher Development Program (Passed through Women, Food and Agriculture Network; WFANISU001, Growing New Women Farmers)	620	3,121 **	230,981
10.320	Sun Grant Program (Passed through South Dakota State University; 3TC497)	620	26,288 **	26,288
10.352	Value-Added Producer Grants (\$50,409 provided to subrecipients)	620	571,931 **	571,931
10.446	Rural Community Development Initiative	269	83,074	83,074
10.459	Commodity Partnerships for Small Agricultural Risk Management Education Sessions	620	17,201 **	17,201
10.460	Risk Management Education Partnerships (Passed through Community Partners; Annie's Leadership for Empowering Women Veterans)	620	77,415	77,415
10.475	Cooperative Agreements with States for Intrastate Meat and Poultry Inspection	009	2,073,388	2,073,388
10.479	Food Safety Cooperative Agreements (\$55,822 provided to subrecipients)	619	134,735 **	134,735
10.500	Cooperative Extension Service (\$26,620 provided to subrecipients)	620	9,262,074 **	
10.500	Cooperative Extension Service (Passed through Michigan State University; RC103176A)	620	10,004 **	
10.500	Cooperative Extension Service (Passed through Mississippi State University; 01210034047402)	620	1,560 **	
10.500	Cooperative Extension Service (Passed through University of Kentucky; 304810798709438)	620	3,105 **	
10.500	Cooperative Extension Service (Passed through University of Massachusetts; 12006968E00)	620	1,359 **	
10.500	Cooperative Extension Service (Passed through University of Minnesota; H002484618, H001911908, H002484605, H001226814, H001226816, H000756401AMEND04, H003044606, H002484619, H003044610, 0000716891, H000756401) (\$4,471 provided to subrecipients)	620	133,399 **	

State of Iowa
Schedule of Expenditures of Federal Awards
By Federal Department
For the Year Ended June 30, 2014

CFDA Number	Federal Department / Program Name	State Agency (see pg 84)	Federal Expenditures/ Disbursements/ Issuances	Total by CFDA Number/Cluster
<u>U.S. Department of Agriculture (continued)</u>				
10.500	Cooperative Extension Service (Passed through University of Nebraska; 2563240119009, 2563240119013, 2563240097415) (\$3,605 provided to subrecipients)	620	88,674 **	9,500,175
10.557	Special Supplemental Nutrition Program for Women, Infants, and Children (\$12,650,590 provided to subrecipients)	588	39,826,184	39,826,184
10.558	Child and Adult Care Food Program (\$28,590,041 provided to subrecipients)	282	29,059,549	29,059,549
10.560	State Administrative Expenses for Child Nutrition	282	2,821,860	2,821,860
10.572	WIC Farmers' Market Nutrition Program (FMNP)	009	386,889	386,889
10.574	Team Nutrition Grants	282	376,155	376,155
10.576	Senior Farmers Market Nutrition Program	009	540,817	540,817
10.579	Child Nutrition Discretionary Grants Limited Availability	282	809,551	
10.579	Child Nutrition Discretionary Grants Limited Availability (Passed through Washington State University; 115794G002928)	620	23,303	832,854
10.582	Fresh Fruit and Vegetable Program (\$2,312,005 provided to subrecipients)	282	2,350,770	2,350,770
10.604	Technical Assistance for Specialty Crops Program	620	116,616 **	116,616
10.613	Faculty Exchange Program	620	8,042	8,042
10.652	Forestry Research	620	34,827 **	34,827
10.664	Cooperative Forestry Assistance (\$557,596 provided to subrecipients)	542	2,385,714	2,385,714
10.680	Forest Health Protection	620	22,318 **	22,318
10.762	Solid Waste Management Grants	621	47,847	47,847
10.769	Rural Business Enterprise Grants	620	43,671	43,671
10.771	Rural Cooperative Development Grants (\$3,000 provided to subrecipients)	620	100,056 **	100,056
10.773	Rural Business Opportunity Grants	542	16,078	16,078
10.777	Norman E. Borlaug International Agricultural Science and Technology Fellowship	620	39,961 **	39,961
10.868	Rural Energy for America Program (\$1,546 provided to subrecipients)	269	1,546	
10.868	Rural Energy for America Program	542	51,317	52,863
10.902	Soil and Water Conservation	542	119,841	
10.902	Soil and Water Conservation	620	3,203,683 **	
10.902	Soil and Water Conservation (Passed through Texas A&M University; 4104015)	620	8,094 **	3,331,618
10.903	Soil Survey	620	57,069	57,069
10.904	Watershed Protection and Flood Prevention	542	4,482	4,482
10.912	Environmental Quality Incentives Program	009	299,289	
10.912	Environmental Quality Incentives Program (\$18,685 provided to subrecipients)	620	67,665 **	
10.912	Environmental Quality Incentives Program (Passed through Drake University; 103496)	620	2,225 **	
10.912	Environmental Quality Incentives Program (Passed through Farm Pilot Project Coordination Inc.; IMPACTOFCOVERCROPS)	620	23,090 **	
10.912	Environmental Quality Incentives Program (Passed through University of Idaho; BFK010SB01)	620	31,142 **	
10.912	Environmental Quality Incentives Program (Passed through University of Missouri; E000376513)	620	30,381 **	
10.912	Environmental Quality Incentives Program (Passed through Women, Food and Agriculture Network; CIG2013)	620	1,102 **	454,894
10.950	Agricultural Statistics Reports	620	228,600 **	228,600
10.960	Technical Agricultural Assistance	620	88,343	88,343
10.961	Scientific Cooperation and Research	619	6,348	6,348
10.962	Cochran Fellowship Program-International Training-Foreign Participant	620	46,751 **	46,751

State of Iowa
Schedule of Expenditures of Federal Awards
By Federal Department
For the Year Ended June 30, 2014

CFDA Number	Federal Department / Program Name	State Agency (see pg 84)	Federal Expenditures/ Disbursements/ Issuances	Total by CFDA Number/Cluster
<u>U.S. Department of Agriculture (continued)</u>				
<u>SNAP Cluster:</u>				
10.551	Supplemental Nutrition Assistance Program (note 5) (\$107,932 provided to subrecipients)	401	548,445,921	
10.561	State Administrative Matching Grants for the Supplemental Nutrition Assistance Program (\$2,574,410 provided to subrecipients)	401	20,648,777	569,094,698
<u>Child Nutrition Cluster:</u>				
10.553	School Breakfast Program (\$22,698,257 provided to subrecipients)	282	22,963,079	
10.555	National School Lunch Program (\$100,181,127 provided to subrecipients)	282	114,299,288	
10.556	Special Milk Program for Children (\$81,747 provided to subrecipients)	282	81,747	
10.559	Summer Food Service Program for Children (\$2,642,707 provided to subrecipients)	282	2,756,699	140,100,813
<u>Food Distribution Cluster:</u>				
10.565	Commodity Supplemental Food Program (\$206,595 provided to subrecipients)	401	220,247	
10.565	Commodity Supplemental Food Program (Passed through Polk County Board of Supervisors; ENPCSFP)	620	8,078	
			228,325	
10.568	Emergency Food Assistance Program (Administrative Costs) (\$416,261 provided to subrecipients)	401	571,665	
10.569	Emergency Food Assistance Program (Food Commodities)	401	2,372,857	3,172,847
10.000	Other Federal Assistance:			
	Unknown Title (Passed through University of Kentucky; 3048109631-14-043)	619	68,669 **	
	Unknown Title	620	184,403 **	
	Unknown Title (Passed through Iowa Valley Resource Conservation and Development; RBEG)	620	7,266 **	
	Unknown Title (Passed through J.R. Simplot Corporation)	620	31,633 **	
	Unknown Title (Passed through The Fertilizer Institute; Develop Educational Materials to Train Individuals to Prepare and Utilize Site Specific Nutrient Management Plans)	620	7,373 **	
	Unknown Title (Passed through University of Kentucky; 304810867312644)	620	44,538 **	
	Unknown Title (Passed through University of Minnesota; H0034138401)	620	17,008 **	360,890
	Total U.S. Department of Agriculture		844,147,149	844,147,149
<u>U.S. Department of Commerce</u>				
11.302	Economic Development_Support for Planning Organizations	621	5,000	5,000
11.303	Economic Development_Technical Assistance	620	198,338	
11.303	Economic Development_Technical Assistance	621	108,878	307,216
11.307	Economic Adjustment Assistance (\$254,152 provided to subrecipients)	620	406,401	406,401
11.431	Climate and Atmospheric Research	619	36,463 **	
11.431	Climate and Atmospheric Research (Passed through Purdue University; 411257375)	620	8,115 **	44,578
11.549	State and Local Implementation Grant Program	595	184,019	184,019

State of Iowa
Schedule of Expenditures of Federal Awards
By Federal Department
For the Year Ended June 30, 2014

CFDA Number	Federal Department / Program Name	State Agency (see pg 84)	Federal Expenditures/ Disbursements/ Issuances	Total by CFDA Number/Cluster
<u>U.S. Department of Commerce (continued)</u>				
11.553	NYC 9/11 Digital Television Program (Passed through Public Broadcasting Service; 51-51-W1060656)	285	1,357,749	1,357,749
11.557	ARRA - Broadband Technology Opportunities Program (BTOP) (Passed through OneCommunity)	619	679 **	679
11.609	Measurement and Engineering Research and Standards	620	29,639 **	29,639
11.611	Manufacturing Extension Partnership (\$141,249 provided to subrecipients)	620	1,714,475 **	1,714,475
Total U.S. Department of Commerce			4,049,756	4,049,756
<u>U.S. Department of Defense</u>				
12.002	Procurement Technical Assistance For Business Firms	620	414,482	414,482
12.112	Payments to States in Lieu of Real Estate Taxes	655	535,313	535,313
12.113	State Memorandum of Agreement Program for the Reimbursement of Technical Services	542	51,330	51,330
12.300	Basic and Applied Scientific Research (\$27,002 provided to subrecipients)	619	1,972,941 **	
12.300	Basic and Applied Scientific Research (Passed through New York University; F74230-01)	619	25,142 **	
12.300	Basic and Applied Scientific Research (Passed through Viz-Tek, Inc.; 12PR10822-00/1054267)	619	165,905 **	
12.300	Basic and Applied Scientific Research (\$1,154,170 provided to subrecipients)	620	2,630,022 **	
12.300	Basic and Applied Scientific Research (Passed through Texas Tech University; 21C16601)	620	54,193 **	4,848,203
12.360	Research on Chemical and Biological Defense (\$83,350 provided to subrecipients)	620	223,277 **	223,277
12.400	Military Construction, National Guard	582	2,518,456	2,518,456
12.401	National Guard Military Operations and Maintenance (O&M) Projects	582	35,826,013	35,826,013
12.420	Military Medical Research and Development (\$5,102 provided to subrecipients)	619	2,439,049 **	
12.420	Military Medical Research and Development (Passed through American Burn Association; W81XWH-092-2-0194, W81XWH-11-1-0835)	619	65,857 **	
12.420	Military Medical Research and Development (Passed through Cornell University; 09010049)	619	11,855 **	
12.420	Military Medical Research and Development (Passed through University of Medicine and Dentistry of New Jersey; W81XWH-13-1-0429)	619	21,526 **	
12.420	Military Medical Research and Development (Passed through University of Minnesota; N002681601)	619	33,114 **	
12.420	Military Medical Research and Development (Passed through University of South Dakota; USD1041)	619	25,003 **	
12.420	Military Medical Research and Development (\$555,701 provided to subrecipients)	620	1,600,271 **	
12.420	Military Medical Research and Development (Passed through University of Nebraska; 3520052016001)	620	1,755 **	4,198,430
12.431	Basic Scientific Research (\$472,561 provided to subrecipients)	619	597,763 **	
12.431	Basic Scientific Research (Passed through University of California, Riverside; S-000602)	619	26,589 **	
12.431	Basic Scientific Research (\$160,286 provided to subrecipients)	620	436,402 **	
12.431	Basic Scientific Research (Passed through Purdue University; 410424595)	620	70,070 **	

State of Iowa
Schedule of Expenditures of Federal Awards
By Federal Department
For the Year Ended June 30, 2014

CFDA Number	Federal Department / Program Name	State Agency (see pg 84)	Federal Expenditures/ Disbursements/ Issuances	Total by CFDA Number/Cluster
<u>U.S. Department of Defense (continued)</u>				
12.431	Basic Scientific Research (Passed through University of Illinois; 20100403301)	620	12,751 **	
12.431	Basic Scientific Research (Passed through University of Southern California; PO160020)	620	83,835 **	1,227,410
12.630	Basic, Applied, and Advanced Research in Science and Engineering (Passed through Academy of Applied Science; W911NF-10-2-0076)	619	17,921	
12.630	Basic, Applied, and Advanced Research in Science and Engineering (Passed through Academy of Applied Science; STEM 2013)	620	2,600 **	20,521
12.800	Air Force Defense Research Sciences Program	619	749,117 **	
12.800	Air Force Defense Research Sciences Program (Passed through San Diego State University Research Foundation; FA9550-12-1-0115)	619	85,414 **	
12.800	Air Force Defense Research Sciences Program (Passed through University of California, Santa Barbara; KK1226)	619	135,056 **	
12.800	Air Force Defense Research Sciences Program (Passed through University of Maryland; D161768)	619	170 **	
12.800	Air Force Defense Research Sciences Program (\$1,169,640 provided to subrecipients)	620	2,322,640 **	
12.800	Air Force Defense Research Sciences Program (Passed through National Center for Healthcare Informatics; NCHCI PJ Medical Simulation)	620	7,365 **	
12.800	Air Force Defense Research Sciences Program (Passed through Penn State University; 4458ISUAFOSR0158)	620	146,223 **	
12.800	Air Force Defense Research Sciences Program (Passed through University of California; KK1223)	620	69,736 **	
12.800	Air Force Defense Research Sciences Program (Passed through University of Maryland; Z806901)	620	287,785 **	
12.800	Air Force Defense Research Sciences Program (Passed through University of Vermont; 25626511223AKINC)	620	114,834 **	3,918,340
12.900	Language Grant Program	619	104,343	104,343
12.901	Mathematical Sciences Grants Program	619	16,216 **	
12.901	Mathematical Sciences Grants Program	620	27,391 **	43,607
12.910	Research and Technology Development	619	120,595 **	
12.910	Research and Technology Development (Passed through Yale University; C11K11195(K00173))	619	182,694 **	
12.910	Research and Technology Development	620	54,162 **	
12.910	Research and Technology Development (Passed through California Institute of Technology; 68A1093707)	620	92,665 **	450,116
12.000	Other Federal Assistance:			
	Department of the Army - Condition 5	542	1,526,678	
	Unknown Title (Passed through Aptima, Inc.; 0924-1837)	619	35,000	
	Unknown Title (\$681,447 provided to subrecipients)	619	4,332,142 **	
	Unknown Title (Passed through Academy of Applied Science; W911NF-10-2-0076)	619	2,600 **	
	Unknown Title (Passed through Advanced Brain Monitoring, Inc.; W91CRB-14-C-0002)	619	6,442 **	
	Unknown Title (Passed through Advanced Infoneering, Inc.; AI213-02)	619	75,547 **	
	Unknown Title (Passed through Advanced Technology International; 2012-525)	619	68,873 **	
	Unknown Title (Passed through Aluminum Company of America; FA8650-11-2-5229)	619	34,570 **	
	Unknown Title (Passed through Aptima, Inc.; N68335-08-C-0338, N00014-12-C-0058, N00014-12-C-0546, FA8650-11-C-6236)	619	216,033 **	

State of Iowa
Schedule of Expenditures of Federal Awards
By Federal Department
For the Year Ended June 30, 2014

CFDA Number	Federal Department / Program Name	State Agency (see pg 84)	Federal Expenditures/ Disbursements/ Issuances	Total by CFDA Number/Cluster
<u>U.S. Department of Defense (continued)</u>				
	Unknown Title (Passed through Battelle Memorial Institute; US001-0000395846)	619	65,948	**
	Unknown Title (Passed through CFD Research Corporation; 1520, 20120184)	619	104,777	**
	Unknown Title (Passed through CH2M Hill; 947148)	619	91,759	**
	Unknown Title (Passed through Chip Design Systems; HQ0147-14-C-7811, W00013)	619	69,038	**
	Unknown Title (Passed through Conflict Kinetics, LLC; ST081-001)	619	150	**
	Unknown Title (Passed through Crye Associates; N00014-11-M- 0287, N00014-13-C-0161)	619	203,954	**
	Unknown Title (Passed through Fulcrum Biosciences; W911NF13P0027)	619	33,832	**
	Unknown Title (Passed through High Performance Technologies, Inc.; CFD-KY05-001)	619	37,231	**
	Unknown Title (Passed through Major Extremity Trauma Research Consortium; W81XWH-10-2-10090)	619	140,902	**
	Unknown Title (Passed through Patagonia; N00014-13-P-1213)	619	25,481	**
	Unknown Title (Passed through Primus Solutions; W56HZV-06-C-0406)	619	48,060	**
	Unknown Title (Passed through Regents of the University of Michigan; 3002696706)	619	39,588	**
	Unknown Title (Passed through Rockwell Collins, Inc.; 4504586464, 4504541039, 4504861498)	619	162,526	**
	Unknown Title (Passed through Sarcoma Alliance for Research through Collaboration; SARC006, W81XWH-09-NFRP-CTA)	619	34,832	**
	Unknown Title (Passed through Spectral Energies, LLC; SB1311-001-1)	619	46,035	**
	Unknown Title (Passed through Steel Founders' Society of America; W911NF-12-2-0033)	619	67,147	**
	Unknown Title (Passed through University of Michigan; 3002307584, N65540-10-C-0003)	619	476,962	**
	Unknown Title (Passed through Viz-Tek, Inc.; US-SBIR-0168)	619	143,276	**
	Army Research Laboratory	620	544,025	**
	Department of Defense	620	108,154	**
	Department of the Army (\$2,492 provided to subrecipients)	620	193,993	**
	Department of the Navy	620	189,289	**
	Unknown Title (Passed through Alphasense, Inc.; N201201)	620	64,449	**
	Unknown Title (Passed through David Miller and Associates, Inc.; W912DQ08D002009)	620	28,073	**
	Unknown Title (Passed through Direct Vapor Technologies International, Inc.; Novel Bonda Coat)	620	2,638	**
	Unknown Title (Passed through High Performance Technologies; PPCCMKY05002)	620	25,592	**
	Unknown Title (Passed through Innoveyda; FAS11714C0008)	620	4,887	**
	Unknown Title (Passed through Penn State University; S1208) (\$325,950 provided to subrecipients)	620	456,736	**
	Unknown Title (Passed through Pratt & Whitney; 2011107TASK19, 2011107/19AMEND1)	620	45,649	**
	Unknown Title (Passed through RTI International; 13400213190)	620	9,962	**
	Unknown Title (Passed through Rutgers University; W912HQ10C0008)	620	122,968	**
	Unknown Title (Passed through Spectral Energies, LLC; SB12040012, SB12070011, SB12090011)	620	171,837	**
	Unknown Title (Passed through Taras Research, LLC; SB1202001)	620	55,843	**

State of Iowa
Schedule of Expenditures of Federal Awards
By Federal Department
For the Year Ended June 30, 2014

CFDA Number	Federal Department / Program Name	State Agency (see pg 84)	Federal Expenditures/ Disbursements/ Issuances	Total by CFDA Number/Cluster
<u>U.S. Department of Defense (continued)</u>				
	Unknown Title (Passed through Universal Technology Corporation; 13S712301C1, 12S711405C1) (\$960 provided to subrecipients)	620	624,455 **	
	Unknown Title (Passed through VSI Aerospace, Inc.; Phase II Tools For Dynamic, Design Build Test Wind)	620	113,362 **	
	Unknown Title (Passed through X-Wave Innovations Inc.; HQ14713C7383, HQ14713C7383/10072, 10141)	620	31,429 **	10,882,724
	Total U.S. Department of Defense		65,262,565	65,262,565
<u>U.S. Department of Housing and Urban Development</u>				
14.171	Manufactured Home Dispute Resolution	595	2,961	2,961
14.228	Community Development Block Grants/State's Program and Non-Entitlement Grants in Hawaii (\$113,630,643 provided to subrecipients)	269	156,945,907	156,945,907
14.239	Home Investment Partnerships Program	269	20,676	20,676
14.251	Economic Development Initiative-Special Project, Neighborhood Initiative and Miscellaneous Grants (\$327,549 provided to subrecipients)	269	374,948	374,948
14.401	Fair Housing Assistance Program_State and Local	167	599,415	599,415
14.000	Other Federal Assistance: Unknown Title (Passed through Iowa Finance Authority)	619	81,717	81,717
	Total U.S. Department of Housing and Urban Development		158,025,624	158,025,624
<u>U.S. Department of the Interior</u>				
15.231	Fish, Wildlife and Plant Conservation Resource Management	620	55,293 **	55,293
15.250	Regulation of Surface Coal Mining and Surface Effects of Underground Coal Mining	009	37,785	37,785
15.252	Abandoned Mine Land Reclamation (AMLR) Program	009	2,214,575	2,214,575
15.560	SECURE Water Act Research Agreements	619	65,875 **	65,875
15.608	Fish and Wildlife Management Assistance	542	100,013	
15.608	Fish and Wildlife Management Assistance	620	33,221 **	133,234
15.615	Cooperative Endangered Species Conservation Fund	542	27,251	27,251
15.623	North American Wetlands Conservation Fund	542	1,925,315	1,925,315
15.634	State Wildlife Grants (\$73,319 provided to subrecipients)	542	865,162	865,162
15.637	Migratory Bird Joint Ventures	542	6,963	6,963
15.650	Research Grants (Generic)	542	35,426	
15.650	Research Grants (Generic)	620	904 **	
15.650	Research Grants (Generic) (Passed through Ohio State University; 6022925)	620	1,000 **	37,330
15.657	Endangered Species Conservation Recovery Implementation Funds	542	16,677	16,677
15.658	Natural Resource Damage Assessment, Restoration and Implementation	542	8,224	8,224
15.805	Assistance to State Water Resources Research Institutes (\$62,457 provided to subrecipients)	620	114,264 **	114,264
15.807	Earthquake Hazards Reduction Program	620	15,827 **	15,827
15.808	U.S. Geological Survey_Research and Data Collection	542	163,232	163,232
15.810	National Cooperative Geologic Mapping Program (Passed through Kansas Geological Survey; G13AC00168)	619	29,584 **	
15.810	National Cooperative Geologic Mapping Program (\$14,201 provided to subrecipients)	620	14,201 **	43,785

State of Iowa
Schedule of Expenditures of Federal Awards
By Federal Department
For the Year Ended June 30, 2014

CFDA Number	Federal Department / Program Name	State Agency (see pg 84)	Federal Expenditures/ Disbursements/ Issuances	Total by CFDA Number/Cluster
<u>U.S. Department of the Interior (continued)</u>				
15.812	Cooperative Research Units Program	620	81,324 **	81,324
15.815	National Land Remote Sensing_Education Outreach and Research (Passed through AmericaView; AV08-IA02)	619	6,990	
15.815	National Land Remote Sensing_Education Outreach and Research (Passed through Americaview; AV13IA01)	620	14,889 **	21,879
15.816	Minerals Resources External Research Program	620	20,814 **	20,814
15.820	National Climate Change and Wildlife Science Center (Passed through Colorado State University; G07345)	620	50,966 **	50,966
15.904	Historic Preservation Fund Grants-In-Aid	259	894,754	894,754
15.916	Outdoor Recreation_Acquisition, Development and Planning (\$76,576 provided to subrecipients)	542	210,215	210,215
15.935	National Trails System Projects	259	10,000	10,000
15.939	National Heritage Area Federal Financial Assistance (Passed through Silos and Smokestacks National Heritage Area; 2014SSNHAINTERN)	620	1,381	1,381
15.978	Upper Mississippi River System Long Term Resource Monitoring Program	542	431,110	431,110
<u>Fish and Wildlife Cluster:</u>				
15.605	Sport Fish Restoration Program	542	5,208,941	
15.611	Wildlife Restoration and Basic Hunter Education	542	7,418,804	12,627,745
15.000	Other Federal Assistance: Unknown Title	620	16,263 **	16,263
Total U.S. Department of the Interior			20,097,243	20,097,243
<u>U.S. Department of Justice</u>				
16.017	Sexual Assault Services Formula Program (\$246,546 provided to subrecipients)	112	259,785	259,785
16.202	Prisoner Reentry Initiative Demonstration (Offender Reentry) (\$59,133 provided to subrecipients)	238	59,133	59,133
16.523	Juvenile Accountability Block Grants (\$75,845 provided to subrecipients)	379	202,666	202,666
16.525	Grants to Reduce Domestic Violence, Dating Violence, Sexual Assault, and Stalking on Campus	619	89,038	
16.525	Grants to Reduce Domestic Violence, Dating Violence, Sexual Assault, and Stalking on Campus (\$2,810 provided to subrecipients)	621	22,680	111,718
16.540	Juvenile Justice and Delinquency Prevention_Allocation to States (\$356,953 provided to subrecipients)	379	454,643	454,643
16.543	Missing Children's Assistance	595	332,617	332,617
16.548	Title V_Delinquency Prevention Program	379	2,500	2,500
16.550	State Justice Statistics Program for Statistical Analysis Centers	379	72,329	72,329
16.554	National Criminal History Improvement Program (NCHIP)	595	354,230	354,230
16.560	National Institute of Justice Research, Evaluation, and Development Project Grants	588	12,168	
16.560	National Institute of Justice Research, Evaluation, and Development Project Grants	619	57,123 **	
16.560	National Institute of Justice Research, Evaluation, and Development Project Grants (Passed through Pennsylvania State University; 2012-RX-CX-0012)	619	31,599 **	

State of Iowa
Schedule of Expenditures of Federal Awards
By Federal Department
For the Year Ended June 30, 2014

CFDA Number	Federal Department / Program Name	State Agency (see pg 84)	Federal Expenditures/ Disbursements/ Issuances	Total by CFDA Number/Cluster
<u>U.S. Department of Justice (continued)</u>				
16.560	National Institute of Justice Research, Evaluation, and Development Project Grants (\$100,271 provided to subrecipients)	620	232,070 **	
16.560	National Institute of Justice Research, Evaluation, and Development Project Grants (\$213,575 provided to subrecipients)	642	229,438	562,398
16.562	Criminal Justice Research and Development Graduate Research Fellowships	620	18,950 **	18,950
16.575	Crime Victim Assistance (\$3,641,061 provided to subrecipients)	112	3,858,502	3,858,502
16.576	Crime Victim Compensation (\$1,759,400 provided to subrecipients)	112	1,852,000	1,852,000
16.580	Edward Byrne Memorial State and Local Law Enforcement Assistance Discretionary Grants Program (\$49,716 provided to subrecipients)	642	67,749	67,749
16.585	Drug Court Discretionary Grant Program (\$167,587 provided to subrecipients)	642	167,587	167,587
16.588	Violence Against Women Formula Grants (\$1,103,427 provided to subrecipients)	112	1,481,529	
16.588	Violence Against Women Formula Grants (Passed through National Center of State Courts)	444	1,212	1,482,741
16.589	Rural Domestic Violence, Dating Violence, Sexual Assault, and Stalking Assistance Program (Passed through Iowa Coalition Against Domestic Violence)	621	80,877	80,877
16.590	Grants to Encourage Arrest Policies and Enforcement of Protection Orders Program	444	511,470	511,470
16.593	Residential Substance Abuse Treatment for State Prisoners (\$47,882 provided to subrecipients)	642	68,812	68,812
16.606	State Criminal Alien Assistance Program	238	198,668	198,668
16.607	Bulletproof Vest Partnership Program (\$2,355 provided to subrecipients)	642	2,355	2,355
16.609	Project Safe Neighborhoods (\$34,335 provided to subrecipients)	642	48,806	48,806
16.710	Public Safety Partnership and Community Policing Grants	595	118,963	
16.710	Public Safety Partnership and Community Policing Grants (\$456,034 provided to subrecipients)	642	502,937	621,900
16.727	Enforcing Underage Drinking Laws Program (\$33,355 provided to subrecipients)	379	123,394	123,394
16.738	Edward Byrne Memorial Justice Assistance Grant Program (\$3,012,479 provided to subrecipients)	642	3,012,479	3,012,479
16.741	DNA Backlog Reduction Program	595	493,340	493,340
16.745	Criminal and Juvenile Justice and Mental Health Collaboration Program (\$126,293 provided to subrecipients)	379	135,470	135,470
16.750	Support for Adam Walsh Act Implementation Grant Program	595	45,486	45,486
16.751	Edward Byrne Memorial Competitive Grant Program	379	94,050	
16.751	Edward Byrne Memorial Competitive Grant Program (\$157,886 provided to subrecipients)	642	157,886	251,936
16.753	Congressionally Recommended Awards	620	173,271 **	173,271
16.812	Second Chance Act Prisoner Reentry Initiative (\$196,831 provided to subrecipients)	238	196,831	
16.812	Second Chance Act Prisoner Reentry Initiative (\$37,695 provided to subrecipients)	642	48,134	244,965
16.816	John R. Justice Prosecutors and Defenders Incentive Act	284	34,778	34,778
16.821	Juvenile Justice Reform and Reinvestment Demonstration Program (\$72,519 provided to subrecipients)	379	212,927	212,927
16.826	Vision 21 (\$58,376 provided to subrecipients)	112	58,376	58,376
16.922	Equitable Sharing Program	595	410,976	
16.922	Equitable Sharing Program (Passed through City of Iowa City)	619	54,534	
16.922	Equitable Sharing Program	645	159,269	624,779

State of Iowa
Schedule of Expenditures of Federal Awards
By Federal Department
For the Year Ended June 30, 2014

CFDA Number	Federal Department / Program Name	State Agency (see pg 84)	Federal Expenditures/ Disbursements/ Issuances	Total by CFDA Number/Cluster
<u>U.S. Department of Justice (continued)</u>				
16.000	Other Federal Assistance:			
	Federal Marijuana Eradication	595	8,000	
	Unknown Title (Passed through City of Milwaukee, Wisconsin Police Department; 2012CKWXK002)	619	14,477	
	Unknown Title	620	6,250 **	
	Unknown Title (Passed through University of Texas; 2014055644)	620	184,301 **	213,028
	Total U.S. Department of Justice		17,016,665	17,016,665
<u>U.S. Department of Labor</u>				
17.002	Labor Force Statistics	309	1,932,543	1,932,543
17.005	Compensation and Working Conditions	309	114,073	114,073
17.225	Unemployment Insurance	309	526,164,866	
17.225	ARRA - Unemployment Insurance	309	38,335,504	564,500,370
17.235	Senior Community Service Employment Program (\$1,005,623 provided to subrecipients)	297	1,114,461	1,114,461
17.245	Trade Adjustment Assistance	309	4,969,974	4,969,974
17.261	WIA Pilots, Demonstrations, and Research Projects	309	88,257	88,257
17.270	Reintegration of Ex-Offenders (Passed through Social Policy Research Associates)	379	167	167
17.271	Work Opportunity Tax Credit Program (WOTC)	309	229,051	229,051
17.273	Temporary Labor Certification for Foreign Workers	309	78,878	78,878
17.282	Trade Adjustment Assistance Community College and Career Training (TAACCT) Grants (Passed through Des Moines Area Community College; TC237551260A19)	620	52,720	
17.282	Trade Adjustment Assistance Community College and Career Training (TAACCT) Grants (Passed through Eastern Iowa Community College; TC238421260A19)	620	1,144	53,864
17.503	Occupational Safety and Health_State Program	309	1,786,641	1,786,641
17.504	Consultation Agreements	309	584,392	584,392
17.600	Mine Health and Safety Grants	282	3,538	3,538
<u>Employment Service Cluster:</u>				
17.207	Employment Service/Wagner-Peyser Funded Activities (\$404,112 provided to subrecipients)	309	7,082,868	
17.801	Disabled Veterans' Outreach Program (DVOP)	309	1,395,586	
17.804	Local Veterans' Employment Representative Program	309	46,554	8,525,008
<u>WIA Cluster:</u>				
17.258	WIA Adult Program (\$2,919,058 provided to subrecipients)	309	3,161,366	
17.259	WIA Youth Activities (\$4,320,925 provided to subrecipients)	309	4,441,032	
17.278	WIA Dislocated Worker Formula Grants (\$3,045,274 provided to subrecipients)	309	3,701,540	11,303,938
	Total U.S. Department of Labor		595,285,155	595,285,155
<u>U.S. Department of State</u>				
19.009	Academic Exchange Programs - Undergraduate Programs (Passed through Kirkwood Community College; RSE9464062604)	620	9,799	9,799
19.011	Academic Exchange Programs - Special Academic Exchange Programs (Passed through American Councils for International Education; SCHOLARSFROMEURASIA)	620	2,000	2,000
19.014	One-Time International Exchange Grant Program (\$21,617 provided to subrecipients)	619	36,315	36,315

State of Iowa
Schedule of Expenditures of Federal Awards
By Federal Department
For the Year Ended June 30, 2014

CFDA Number	Federal Department / Program Name	State Agency (see pg 84)	Federal Expenditures/ Disbursements/ Issuances	Total by CFDA Number/Cluster
<u>U.S. Department of State (continued)</u>				
19.021	Investing in People in The Middle East and North Africa	619	26,041	
19.021	Investing in People in The Middle East and North Africa	621	703	26,744
19.040	Public Diplomacy Programs	619	97,428	
19.040	Public Diplomacy Programs (\$43,934 provided to subrecipients)	620	67,276	164,704
19.400	Academic Exchange Programs - Graduate Students (Passed through Institute of International Education)	619	22,681	22,681
19.415	Professional and Cultural Exchange Programs - Citizen Exchanges (\$11,706 provided to subrecipients)	619	772,391	772,391
19.421	Academic Exchange Programs - English Language Programs	620	29,388	29,388
19.900	AEECA PD Programs	620	71,510	71,510
19.000	Other Federal Assistance:			
	Unknown Title	619	12,585	
	Unknown Title (Passed through Kirkwood Community College; US Tunisia Community College)	620	21,380 **	33,965
	Total U.S. Department of State		1,169,497	1,169,497
<u>U.S. Department of Transportation</u>				
20.106	Airport Improvement Program	645	1,016,400	1,016,400
20.108	Aviation Research Grants	620	129,689 **	129,689
20.109	Air Transportation Centers of Excellence (\$12,789 provided to subrecipients)	620	349,835 **	349,835
20.200	Highway Research and Development Program (\$322,818 provided to subrecipients)	620	413,231 **	413,231
20.215	Highway Training and Education	620	21,477	21,477
20.218	National Motor Carrier Safety	645	3,227,650	3,227,650
20.231	Performance and Registration Information Systems Management	645	106,260	106,260
20.232	Commercial Driver's License Program Improvement Grant	645	224,427	224,427
20.313	Railroad Research and Development	621	93,167 **	93,167
20.314	Railroad Development	645	830,830	830,830
20.317	Capital Assistance to States - Intercity Passenger Rail Service	645	54,973	54,973
20.319	High-Speed Rail Corridors and Intercity Passenger Rail Service Capital Assistance Grants	645	287,184	287,184
20.505	Metropolitan Transportation Planning (\$318,155 provided to subrecipients)	645	318,155	318,155
20.509	Formula Grants for Rural Areas (\$12,000,395 provided to subrecipients)	645	12,000,395	12,000,395
20.514	Public Transportation Research (\$417,995 provided to subrecipients)	645	417,995	417,995
20.515	State Planning and Research (\$99,875 provided to subrecipients)	645	99,875	99,875
20.614	National Highway Traffic Safety Administration (NHTSA) Discretionary Safety Grants	645	78,027	78,027
20.616	National Priority Safety Programs (\$183,384 provided to subrecipients)	595	934,587	934,587
20.700	Pipeline Safety Program State Base Grant	219	538,681	538,681
20.701	University Transportation Centers Program (Passed through Mid-America Transportation Center; 25-1121-0003-115)	619	29,218	
20.701	University Transportation Centers Program	619	75,520 **	
20.701	University Transportation Centers Program (Passed through Mid-America Transportation Center; 235-1121-0003-215)	619	213,401 **	
20.701	University Transportation Centers Program (\$35,119 provided to subrecipients)	620	151,733 **	
20.701	University Transportation Centers Program (Passed through Florida International University; 80000295401)	620	20,015 **	

State of Iowa
Schedule of Expenditures of Federal Awards
By Federal Department
For the Year Ended June 30, 2014

CFDA Number	Federal Department / Program Name	State Agency (see pg 84)	Federal Expenditures/ Disbursements/ Issuances	Total by CFDA Number/Cluster
<u>U.S. Department of Transportation (continued)</u>				
20.701	University Transportation Centers Program (Passed through University of Nebraska; 2511210003131, 2511210003132, 2511210003133, 2511210003134, 2511210003135, 2511210003136, 2511210003137, 2511210003138, 2511210003139, 2511210003140, 2511210003230/231, 2511210003232, 2511210003233, 2511210003234, 2511210003235, 2511210003236, 2511210003237)	620	251,914 **	741,801
20.703	Interagency Hazardous Materials Public Sector Training and Planning Grants (\$287,822 provided to subrecipients)	583	365,821	365,821
20.720	State Damage Prevention Program Grants	219	22,750	22,750
20.721	PHMSA Pipeline Safety Program One Call Grant	219	7,238	7,238
20.724	Pipeline Safety Research Competitive Academic Agreement Program (CAAP)	620	10,701 **	10,701
20.761	Biobased Transportation Research (Passed through South Dakota State University; 3TY149) (\$22,031 provided to subrecipients)	620	70,872 **	70,872
20.931	Transportation Planning, Research and Education (Passed through Arizona State University; 13-956)	619	62,047 **	
20.931	Transportation Planning, Research and Education	620	88,114 **	150,161
<u>Highway Planning and Construction Cluster:</u>				
20.205	Highway Planning and Construction	542	413,435	
20.205	Highway Planning and Construction (Passed through University of Illinois; 2011-05776-33-00)	619	10,810	
20.205	Highway Planning and Construction (Passed through Missouri Department of Transportation; RD09028)	620	14,925	
20.205	Highway Planning and Construction (Passed through Oregon Department of Transportation; 27849)	620	35,554	
20.205	Highway Planning and Construction (Passed through University of Akron; 02032ISU)	620	1,262	
20.205	Highway Planning and Construction (Passed through University of Illinois; 20110577618) (\$20,534 provided to subrecipients)	620	69,204	
20.205	Highway Planning and Construction (\$63,121,127 provided to subrecipients)	645	547,910,720	
20.205	ARRA - Highway Planning and Construction (\$30 provided to subrecipients)	645	487,401	
			<u>548,943,311</u>	
20.219	Recreational Trails Program (\$233,936 provided to subrecipients)	645	1,356,095	550,299,406
<u>Federal Transit Cluster:</u>				
20.500	Federal Transit_Capital Investment Grants (\$1,945,662 provided to subrecipients)	645	1,945,662	
20.526	Bus and Bus Facilities Formula Program (\$744,959 provided to subrecipients)	645	744,959	2,690,621
<u>Transit Services Programs Cluster:</u>				
20.513	Enhanced Mobility of Seniors and Individuals with Disabilities (\$2,373,278 provided to subrecipients)	645	2,373,278	
20.516	Job Access And Reverse Commute Program (\$614,523 provided to subrecipients)	645	614,523	
20.521	New Freedom Program (\$469,602 provided to subrecipients)	645	469,602	3,457,403

State of Iowa
Schedule of Expenditures of Federal Awards
By Federal Department
For the Year Ended June 30, 2014

CFDA Number	Federal Department / Program Name	State Agency (see pg 84)	Federal Expenditures/ Disbursements/ Issuances	Total by CFDA Number/Cluster
<u>U.S. Department of Transportation (continued)</u>				
<u>Highway Safety Cluster:</u>				
20.600	State and Community Highway Safety (\$1,260,616 provided to subrecipients)	595	3,742,991	
20.600	State and Community Highway Safety	645	77,884	
			3,820,875	
20.601	Alcohol Impaired Driving Countermeasures Incentive Grants (\$731,479 provided to subrecipients)	595	893,608	
20.610	State Traffic Safety Information System Improvement Grants	595	539,350	
20.612	Incentive Grant Program to Increase Motorcyclist Safety	595	33,244	5,287,077
20.000	Other Federal Assistance:			
	Unknown Title (Passed through Science Applications International Corporation)	619	13,687	
	Unknown Title (\$23,153 provided to subrecipients)	619	581,837	**
	Unknown Title (Passed through Westat, Inc.; DTNH22-11-D-00222, DTNH22-11-D-000237)	619	424,062	**
	Unknown Title (\$354,469 provided to subrecipients)	620	743,781	**
	Unknown Title (Passed through California Department of Transportation; 65A0463)	620	78,357	**
	Unknown Title (Passed through Leidos Inc.; P010122985, P010053459R6, P010053459R7, P010153965)	620	28,925	**
	Unknown Title (Passed through National Academies; SHRPS08D, SHRPR10, SHRPR02, HR1294, HR1295, SHRPS04A, HR1085, HR1551, TRB2000003377) (\$547,134 provided to subrecipients)	620	1,709,391	**
	Unknown Title (Passed through Science Applications International; PO10053459R5, PO10053459, PO10053459R3, PO10053459R4)	620	175,560	**
	Unknown Title (Passed through University of Nebraska; 2611220015100)	620	67,286	**
	Unknown Title (Passed through Virginia Polytechnic Institute and State University; 45113119223)	620	6,987	**
	Unknown Title (Passed through Wisconsin Department of Transportation; 00921403, 00921404)	620	89,526	**
	Total U.S. Department of Transportation		588,166,088	588,166,088
<u>U.S. Department of the Treasury</u>				
21.000	Other Federal Assistance:			
	Temporary State Fiscal Relief (Jobs and Growth Tax Reconciliation Act of 2003) (\$79,316 provided to subrecipients)	269	79,316	
	Treasury Forfeiture Funds	595	74,931	
	Treasury Forfeiture Funds	645	64,149	218,396
	Total U.S. Department of the Treasury		218,396	218,396
<u>U.S. General Services Administration</u>				
39.003	Donation of Federal Surplus Personal Property	250	6,338,560	6,338,560
39.011	Election Reform Payments	635	160,196	160,196
	Total U.S. General Services Administration		6,498,756	6,498,756

State of Iowa
Schedule of Expenditures of Federal Awards
By Federal Department
For the Year Ended June 30, 2014

CFDA Number	Federal Department / Program Name	State Agency (see pg 84)	Federal Expenditures/ Disbursements/ Issuances	Total by CFDA Number/Cluster
<u>National Aeronautics and Space Administration</u>				
43.001	Science (\$265,883 provided to subrecipients)	619	3,217,124	**
43.001	Science (Passed through Johns Hopkins University; 114832)	619	6,846	**
43.001	Science (Passed through Ohio University; NNX12AP28A)	619	86,167	**
43.001	Science (Passed through Smithsonian Astrophysical Observatory; GO3-13003C)	619	46,739	**
43.001	Science (Passed through University of California, Los Angeles; 2090 G MA725)	619	36,912	**
43.001	Science (Passed through University of Colorado; 1550262)	619	81,783	**
43.001	Science (\$19,999 provided to subrecipients)	620	211,544	**
43.001	Science (Passed through Smithsonian Astrophysical Observatory; GO314051A)	620	3,125	**
43.001	Science (\$72,566 provided to subrecipients)	621	80,242	**
43.002	Aeronautics (\$240,456 provided to subrecipients)	619	306,160	**
43.002	Aeronautics (Passed through University of Colorado; 1547338)	619	568	**
43.002	Aeronautics	620	176,611	**
43.002	Aeronautics (Passed through University of Michigan; 3002982594)	620	46,685	**
43.003	Exploration	619	3,734	**
43.007	Space Operations (\$77,858 provided to subrecipients)	620	120,159	**
43.008	Education	620	59,601	**
43.008	Education (Passed through University of Alabama; SUB2013061)	620	34,889	**
43.008	Education (\$393,323 provided to subrecipients)	621	556,280	**
43.008	Education (\$249,757 provided to subrecipients)	621	250,484	**
43.009	Cross Agency Support (\$17,578 provided to subrecipients)	620	288,856	**
43.000	Other Federal Assistance:			
	Unknown Title (Passed through California Institute of Technology) (\$9,001 provided to subrecipients)	619	2,987,789	**
	Unknown Title (Passed through Iowa Space Grant Consortium; S5559W)	619	78,172	**
	Unknown Title (Passed through Johns Hopkins University; 921647) (\$786,574 provided to subrecipients)	619	2,130,187	**
	Unknown Title (Passed through Rockwell Collins, Inc.; NNL 12AA11C, 4504991409)	619	115,879	**
	Unknown Title (Passed through Smithsonian Astrophysical Observatory; GO1-12044X, GO1-12048X)	619	33,124	**
	Unknown Title (Passed through Southwest Research Institute; 699041X)	619	444,404	**
	Unknown Title (Passed through University of New Hampshire; 06-002)	619	312,669	**
	Unknown Title (\$297 provided to subrecipients)	620	280,604	**
	Unknown Title (Passed through California Institute of Technology; 1489823, 1438278, 1438615, 1496876)	620	70,369	**
	Unknown Title (Passed through Jet Propulsion Laboratory; 415475)	620	10,802	**
	Unknown Title (Passed through Northrup Grumman System Corporation; 2821973)	620	69,470	**
	Unknown Title (Passed through West Virginia University; 09598ISU)	620	687	**
	Unknown Title (\$226,968 provided to subrecipients)	621	226,968	**
	Total National Aeronautics and Space Administration		12,375,633	12,375,633

State of Iowa
Schedule of Expenditures of Federal Awards
By Federal Department
For the Year Ended June 30, 2014

CFDA Number	Federal Department / Program Name	State Agency (see pg 84)	Federal Expenditures/ Disbursements/ Issuances	Total by CFDA Number/Cluster
<u>National Foundation on the Arts and the Humanities</u>				
45.024	Promotion of the Arts_Grants to Organizations and Individuals	619	21,897	
45.024	Promotion of the Arts_Grants to Organizations and Individuals	621	7,500	29,397
45.025	Promotion of the Arts_Partnership Agreements	259	568,210	
45.025	Promotion of the Arts_Partnership Agreements (Passed through Arts Midwest; FY14-207655)	619	3,600	571,810
45.129	Promotion of the Humanities_Federal/State Partnership (Passed through Humanities Iowa; 33-2-004)	285	200	
45.129	Promotion of the Humanities_Federal/State Partnership (Passed through Humanities Iowa; 35-1-011, 35-3-017, 36-3-010)	619	3,100	
45.129	Promotion of the Humanities_Federal/State Partnership	620	5,676	8,976
45.149	Promotion of the Humanities_Division of Preservation and Access	259	201,148	201,148
45.160	Promotion of the Humanities_Fellowships and Stipends (Passed through New York Historical Society)	619	42,000	42,000
45.161	Promotion of the Humanities_Research (Passed through University of Nebraska-Lincoln; RQ50658-12)	619	25,109	25,109
45.301	Museums for America	621	77,091	77,091
45.310	Grants to States (\$54,000 provided to subrecipients)	282	1,470,376	1,470,376
	Total National Foundation on the Arts and the Humanities		2,425,907	2,425,907
<u>National Science Foundation</u>				
47.041	Engineering Grants (\$25,853 provided to subrecipients)	619	811,269	**
47.041	Engineering Grants (Passed through Purdue University; CBET-0941302)	619	53,294	**
47.041	Engineering Grants (Passed through Rice University; R3C741)	619	77,890	**
47.041	Engineering Grants (\$2,484,190 provided to subrecipients)	620	10,796,047	**
47.041	Engineering Grants (Passed through Ball State University; 545881)	620	24,575	**
47.041	Engineering Grants (Passed through Columbia University; 525024)	620	38,066	**
47.041	Engineering Grants (Passed through Glucan Biorenewables, Inc.; IIP1315356)	620	25,774	**
47.041	Engineering Grants (Passed through Metabolic Technologies; Moritella Marina MP1 DHA)	620	8,593	**
47.041	Engineering Grants (Passed through Omega Chea Biorenewables, LLC; IIP1321520)	620	56,834	**
47.041	Engineering Grants (Passed through Purdue University; 410159266)	620	17,264	**
47.041	Engineering Grants (Passed through University of Oklahoma; 200917)	620	24,853	**
47.041	Engineering Grants (Passed through University of Wisconsin; 393K352)	620	97,573	**
47.041	Engineering Grants (Passed through Wave Tech, LLC; IIP1345966)	620	39,764	**
47.041	Engineering Grants	621	23,385	12,095,181
47.049	Mathematical and Physical Sciences (\$102,382 provided to subrecipients)	619	2,994,952	**
47.049	Mathematical and Physical Sciences (Passed through Institute for Mathematics and its Applications; 00002006250)	619	12,780	**
47.049	Mathematical and Physical Sciences (Passed through National Radio Astronomy Observatory; VLA13A-035)	619	1,318	**
47.049	Mathematical and Physical Sciences (Passed through North Carolina State University; 2009-2719-01)	619	76,830	**
47.049	Mathematical and Physical Sciences (Passed through University of California, Los Angeles; PHY-1229792)	619	11,907	**
47.049	Mathematical and Physical Sciences (Passed through University of California, San Diego; 45190357)	619	239,445	**
47.049	Mathematical and Physical Sciences (Passed through University of California, Santa Cruz; S0183170)	619	53,431	**

State of Iowa
Schedule of Expenditures of Federal Awards
By Federal Department
For the Year Ended June 30, 2014

CFDA Number	Federal Department / Program Name	State Agency (see pg 84)	Federal Expenditures/ Disbursements/ Issuances	Total by CFDA Number/Cluster
<u>National Science Foundation (continued)</u>				
47.049	Mathematical and Physical Sciences (Passed through University of Notre Dame; PHY-1219444)	619	30,904 **	
47.049	Mathematical and Physical Sciences (Passed through University of South Carolina; 13-2304)	619	51,068 **	
47.049	Mathematical and Physical Sciences (Passed through University of Wisconsin-Madison; 364K335)	619	62,852 **	
47.049	Mathematical and Physical Sciences (\$17,266 provided to subrecipients)	620	2,935,883 **	
47.049	Mathematical and Physical Sciences (Passed through Battelle Memorial Institute; Security and Software Engineering Research)	620	15,000 **	
47.049	Mathematical and Physical Sciences (Passed through Missouri State University; 10075)	620	24,649 **	
47.049	Mathematical and Physical Sciences (Passed through North Carolina State University; 2009271902, 2009271907, 2009271908)	620	154,542 **	
47.049	Mathematical and Physical Sciences (Passed through Smithsonian Astrophysical Observatory; SV484010)	620	5,001 **	
47.049	Mathematical and Physical Sciences (Passed through University of California; 1000GOB249) (\$17,070 provided to subrecipients)	620	21,187 **	
47.049	Mathematical and Physical Sciences (Passed through University of Louisville; ULRF11081701)	620	82,429 **	
47.049	Mathematical and Physical Sciences (Passed through University of New Mexico; 74009387HO)	620	28,296 **	
47.049	Mathematical and Physical Sciences (Passed through Brigham Young University)	621	6,012	
47.049	Mathematical and Physical Sciences	621	185,975 **	6,994,461
47.050	Geosciences	542	29,330	
47.050	Geosciences (\$44,448 provided to subrecipients)	619	1,369,547 **	
47.050	Geosciences (Passed through Consortium of Universities for Advancement of Hydrologic Science, Inc.; CUAHSI)	619	1,761 **	
47.050	Geosciences (Passed through University of Illinois at Urbana-Champaign; 2013-04254-01-00)	619	70,585 **	
47.050	Geosciences (\$62,052 provided to subrecipients)	620	817,194 **	
47.050	Geosciences (Passed through University Corporation for Atmospheric Research; Z1291033)	620	13,181 **	
47.050	Geosciences	621	114,401	
47.050	Geosciences	621	16,025 **	2,432,024
47.070	Computer and Information Science and Engineering (\$60,000 provided to subrecipients)	619	2,011,929 **	
47.070	Computer and Information Science and Engineering (Passed through University of Kansas Medical Center Research Institute, Inc.; QW859790)	619	22,678 **	
47.070	Computer and Information Science and Engineering (\$9,435 provided to subrecipients)	620	2,755,738 **	
47.070	Computer and Information Science and Engineering (Passed through Georgia Institute of Technology; RE146G1)	620	33,913 **	
47.070	Computer and Information Science and Engineering (Passed through Rochester Institute of Technology; 3125101, 3125101PSC)	620	11,782 **	
47.070	Computer and Information Science and Engineering (Passed through University of Nebraska; 2505110102002)	620	13,488 **	4,849,528
47.074	Biological Sciences (\$119,086 provided to subrecipients)	619	2,814,885 **	
47.074	Biological Sciences (Passed through Oregon State University; 51518A-A)	619	70,212 **	
47.074	Biological Sciences (Passed through University of Nebraska-Lincoln; 25-6238-0605-003)	619	28,211 **	

State of Iowa
Schedule of Expenditures of Federal Awards
By Federal Department
For the Year Ended June 30, 2014

CFDA Number	Federal Department / Program Name	State Agency (see pg 84)	Federal Expenditures/ Disbursements/ Issuances	Total by CFDA Number/Cluster
<u>National Science Foundation (continued)</u>				
47.074	Biological Sciences (\$1,641,924 provided to subrecipients)	620	7,748,675	**
47.074	Biological Sciences (Passed through Boyce Thompson Institute; 1005, 1107)	620	85,312	**
47.074	Biological Sciences (Passed through Cornell University; 6736410062, 6736410064)	620	467,130	**
47.074	Biological Sciences (Passed through Donald Danforth Plant Science Center; 230111)	620	44,223	**
47.074	Biological Sciences (Passed through Kansas State University; 09026, S13031) (\$357,225 provided to subrecipients)	620	619,828	**
47.074	Biological Sciences (Passed through Missouri Botanical Garden; NSF05791IS)	620	10,877	**
47.074	Biological Sciences (Passed through Samuel Roberts Noble Foundation; 2012936001)	620	68,508	**
47.074	Biological Sciences (Passed through University of California; 10301097)	620	6,063	**
47.074	Biological Sciences (Passed through University of Delaware; 27182)	620	67,340	**
47.074	Biological Sciences (Passed through University of Georgia; RC3712264941686)	620	58,944	**
47.074	Biological Sciences (Passed through University of Indiana; BL4824384)	620	118,680	**
47.074	Biological Sciences (Passed through University of Minnesota; N001145101, D000430001, N001145101)	620	215,950	**
47.074	Biological Sciences (Passed through University of Tennessee; 8500012913)	620	58,195	**
47.074	Biological Sciences (Passed through Yale University; C12D11361)	620	59,868	**
47.075	Social, Behavioral, and Economic Sciences (\$150,151 provided to subrecipients)	619	1,570,662	**
47.075	Social, Behavioral, and Economic Sciences (Passed through Pennsylvania State University; 4327-UI-NSF-9447)	619	4,511	**
47.075	Social, Behavioral, and Economic Sciences (Passed through University of North Carolina at Chapel Hill; 5-54598)	619	7,844	**
47.075	Social, Behavioral, and Economic Sciences	620	253,522	**
47.076	Education and Human Resources (\$13,388 provided to subrecipients)	619	790,733	**
47.076	Education and Human Resources (Passed through Council of Graduate Schools)	619	1,061	**
47.076	Education and Human Resources (Passed through Drew University; DU-2011-01)	619	8,979	**
47.076	Education and Human Resources (\$204,933 provided to subrecipients)	620	2,772,319	**
47.076	Education and Human Resources (Passed through Michigan State University; RC101209ISU)	620	74,282	**
47.076	Education and Human Resources (Passed through North Carolina State University; 2011122301)	620	10,407	**
47.076	Education and Human Resources (Passed through Purdue University; 410138826)	620	24,967	**
47.076	Education and Human Resources (Passed through Stevens Institute of Technology; E3MINISTARNS)	620	196	**
47.076	Education and Human Resources (Passed through University of Michigan; DUE1140256)	620	13,195	**
47.076	Education and Human Resources (Passed through University of Wisconsin; 490K825)	620	22,369	**
47.076	Education and Human Resources	621	404,610	

State of Iowa
Schedule of Expenditures of Federal Awards
By Federal Department
For the Year Ended June 30, 2014

CFDA Number	Federal Department / Program Name	State Agency (see pg 84)	Federal Expenditures/ Disbursements/ Issuances	Total by CFDA Number/Cluster
<u>National Science Foundation (continued)</u>				
47.076	Education and Human Resources (\$115,904 provided to subrecipients)	621	333,497 **	
47.076	Education and Human Resources (Passed through Tufts University)	621	33,287 **	4,489,902
47.078	Polar Programs	619	24,852 **	
47.078	Polar Programs	620	117,253 **	142,105
47.079	Office of International and Integrative Activities	620	45,105 **	
47.079	Office of International and Integrative Activities (Passed through Texas Tech University; 1316D08301)	620	25,172 **	70,277
47.080	Office of Cyberinfrastructure (\$52,625 provided to subrecipients)	620	596,457 **	596,457
47.081	Office of Experimental Program to Stimulate Competitive Research (\$2,164,077 provided to subrecipients)	620	4,465,471 **	4,465,471
47.082	ARRA - Trans-NSF Recovery Act Research Support	619	88,186 **	
47.082	ARRA - Trans-NSF Recovery Act Research Support (Passed through Virginia Polytechnic Institute and State University; 478093-19235)	619	981 **	
47.082	ARRA - Trans-NSF Recovery Act Research Support (\$68,318 provided to subrecipients)	620	479,700 **	
47.082	ARRA - Trans-NSF Recovery Act Research Support (Passed through Washington University; WUHT1050)	620	8,109 **	
47.082	ARRA - Trans-NSF Recovery Act Research Support (\$109,903 provided to subrecipients)	621	178,820	
47.082	ARRA - Trans-NSF Recovery Act Research Support	621	2,807 **	758,603
47.000	Other Federal Assistance: Unknown Title (Passed through West Chester University; 7534012130ISUWCU201213)	620	2,497 **	2,497
Total National Science Foundation			51,275,946	51,275,946
<u>U.S. Small Business Administration</u>				
59.037	Small Business Development Centers (\$884,395 provided to subrecipients)	620	1,031,795	1,031,795
59.061	State Trade and Export Promotion Pilot Grant Program (\$58,491 provided to subrecipients)	269	81,357	81,357
Total U.S. Small Business Administration			1,113,152	1,113,152
<u>U.S. Department of Veteran Affairs</u>				
64.005	Grants to States for Construction of State Home Facilities	671	8,949,184	8,949,184
64.009	Veterans Medical Care Benefits	671	6,114	6,114
64.012	Veterans Prescription Service	671	43,520	43,520
64.014	Veterans State Domiciliary Care	671	1,506,947	1,506,947
64.015	Veterans State Nursing Home Care	671	18,638,288	18,638,288
64.203	State Cemetery Grants	670	949,169	949,169
64.000	Other Federal Assistance: Unknown Title (Passed through Halfaker and Associates, LLC; VA 118-13-C-0084)	619	22,789	
	Unknown Title	620	3,377 **	26,166
Total U.S. Department of Veterans Affairs			30,119,388	30,119,388

State of Iowa
Schedule of Expenditures of Federal Awards
By Federal Department
For the Year Ended June 30, 2014

CFDA Number	Federal Department / Program Name	State Agency (see pg 84)	Federal Expenditures/ Disbursements/ Issuances	Total by CFDA Number/Cluster
<u>U.S. Environmental Protection Agency</u>				
66.032	State Indoor Radon Grants (\$105,305 provided to subrecipients)	588	266,406	266,406
66.202	Congressionally Mandated Projects (Passed through The Consortium for Plant Biotechnology Research, Inc.; EPA8348801337)	620	100,508 **	100,508
66.458	Capitalization Grants for Clean Water State Revolving Funds (\$17,466,700 provided to subrecipients)	542	17,903,242	17,903,242
66.460	Nonpoint Source Implementation Grants	542	219,019	219,019
66.461	Regional Wetland Program Development Grants (\$9,227 provided to subrecipients)	620	155,931 **	155,931
66.463	Water Quality Cooperative Agreements	009	27,441	27,441
66.468	Capitalization Grants for Drinking Water State Revolving Funds (\$9,923,750 provided to subrecipients)	542	13,694,938	13,694,938
66.469	Great Lakes Program (\$146,974 provided to subrecipients)	619	240,362 **	240,362
66.509	Science To Achieve Results (STAR) Research Program (\$266,785 provided to subrecipients)	619	514,238 **	
66.509	Science To Achieve Results (STAR) Research Program (Passed through Brigham and Women's Hospital; rd-83374001)	619	12,948 **	
66.509	Science To Achieve Results (STAR) Research Program (\$138,987 provided to subrecipients)	620	188,767 **	715,953
66.514	Science To Achieve Results (STAR) Fellowship Program	619	2,658 **	
66.514	Science To Achieve Results (STAR) Fellowship Program	620	23,652	26,310
66.516	P3 Award: National Student Design Competition for Sustainability	620	12,202 **	12,202
66.600	Environmental Protection Consolidated Grants for the Insular Areas - Program Support (\$847,747 provided to subrecipients)	542	13,441,860	13,441,860
66.605	Performance Partnership Grants	009	747,980	
66.605	Performance Partnership Grants (Passed through Nebraska Department of Agriculture; 18-06-124)	619	112,675	860,655
66.608	Environmental Information Exchange Network Grant Program and Related Assistance	619	89,213	89,213
66.707	TSCA Title IV State Lead Grants Certification of Lead-Based Paint Professionals	588	279,688	279,688
66.708	Pollution Prevention Grants Program	269	7,924	7,924
66.951	Environmental Education Grants	285	4,353	
66.951	Environmental Education Grants (Passed through Kansas Association for Conservation and Environmental Education)	621	1,724	6,077
66.000	Other Federal Assistance:			
	Unknown Title (Passed through Environmental Management Support; EMS FP-07-037-43, EP-W-07-037)	619	101,253 **	
	Unknown Title (Passed through Kalman & Company, Inc.; EP-G13S-0083/GS-23F-0275N)	619	142,331 **	
	Unknown Title (Passed through GHD Inc.; 861468716)	620	12,500 **	
	Unknown Title (Passed through RTI International; 103120213244)	620	142,345 **	398,429
	Total U.S. Environmental Protection Agency		48,446,158	48,446,158
<u>U.S. Nuclear Regulatory Commission</u>				
77.008	U.S. Nuclear Regulatory Commission Scholarship and Fellowship Program	619	142,073	142,073
	Total U.S. Nuclear Regulatory Commission		142,073	142,073

State of Iowa
Schedule of Expenditures of Federal Awards
By Federal Department
For the Year Ended June 30, 2014

CFDA Number	Federal Department / Program Name	State Agency (see pg 84)	Federal Expenditures/ Disbursements/ Issuances	Total by CFDA Number/Cluster
<u>U.S. Department of Energy</u>				
81.041	State Energy Program (\$131,993 provided to subrecipients)	269	756,727	
81.041	ARRA - State Energy Program (\$121,303 provided to subrecipients)	269	121,303	878,030
81.042	Weatherization Assistance for Low-Income Persons (\$4,795,069 provided to subrecipients)	379	5,583,774	5,583,774
81.049	Office of Science Financial Assistance Program (\$104,888 provided to subrecipients)	619	1,402,050 **	
81.049	Office of Science Financial Assistance Program (Passed through Rutgers University; 00003852)	619	33,406 **	
81.049	Office of Science Financial Assistance Program (Passed through University of Oregon; 234171D, 234171H)	619	35,445 **	
81.049	Office of Science Financial Assistance Program (\$102,922 provided to subrecipients)	620	2,735,010 **	
81.049	Office of Science Financial Assistance Program (Passed through Smithsonian Astrophysical Observatory; SV171002)	620	5,284 **	
81.049	Office of Science Financial Assistance Program (Passed through Texas Tech University; 21E06101)	620	45,426 **	
81.049	Office of Science Financial Assistance Program (Passed through University of Illinois; 20030705904)	620	114,644 **	
81.049	Office of Science Financial Assistance Program (Passed through University of Michigan; 3002032568)	620	46,125 **	
81.049	ARRA - Office of Science Financial Assistance Program	620	29,651 **	
81.049	ARRA - Office of Science Financial Assistance Program (Passed through University of Wisconsin; 383K880)	620	796 **	4,447,837
81.057	University Coal Research	620	116,336 **	116,336
81.079	Regional Biomass Energy Programs (Passed through South Dakota State University; 3TK146, 3TD162, 3TA146)	620	7,886 **	7,886
81.087	Renewable Energy Research and Development	542	74,534	
81.087	Renewable Energy Research and Development (\$370,856 provided to subrecipients)	620	796,544 **	
81.087	Renewable Energy Research and Development (Passed through Missouri University of Science and Technology; 0004261901)	620	6,572 **	
81.087	Renewable Energy Research and Development (Passed through South Dakota State University; 3TF154)	620	18,334 **	
81.087	Renewable Energy Research and Development (Passed through The Consortium for Plant Biotechnology Research, Inc.; GO12026322, GO12026329, GO12026326)	620	22,611 **	
81.087	Renewable Energy Research and Development	621	115,154	
81.087	ARRA - Renewable Energy Research and Development (Passed through West Virginia University; 10051ARRAISU)	620	26,684 **	1,060,433
81.089	Fossil Energy Research and Development (Passed through Florida International University; 80000120201)	620	13,049 **	13,049
81.108	Epidemiology and Other Health Studies Financial Assistance Program	619	679,333	679,333
81.113	Defense Nuclear Nonproliferation Research	619	51,096 **	51,096
81.117	Energy Efficiency and Renewable Energy Information Dissemination, Outreach, Training and Technical Analysis/Assistance (\$35,510 provided to subrecipients)	269	84,809	
81.117	Energy Efficiency and Renewable Energy Information Dissemination, Outreach, Training and Technical Analysis/Assistance	620	145,549	230,358
81.119	State Energy Program Special Projects (\$311,719 provided to subrecipients)	269	315,686	315,686

State of Iowa
Schedule of Expenditures of Federal Awards
By Federal Department
For the Year Ended June 30, 2014

CFDA Number	Federal Department / Program Name	State Agency (see pg 84)	Federal Expenditures/ Disbursements/ Issuances	Total by CFDA Number/Cluster
<u>U.S. Department of Energy (continued)</u>				
81.121	Nuclear Energy Research, Development and Demonstration	620	76,161 **	
81.121	Nuclear Energy Research, Development and Demonstration (Passed through Clemson University; 17022192009866)	620	22,013 **	98,174
81.122	Electricity Delivery and Energy Reliability, Research, Development and Analysis	219	14,249	
81.122	Electricity Delivery and Energy Reliability, Research, Development and Analysis (Passed through Arizona State University; SC093, NETLPSERC)	620	61,199 **	
81.122	ARRA - Electricity Delivery and Energy Reliability, Research, Development and Analysis	219	90,000	
81.122	ARRA - Electricity Delivery and Energy Reliability, Research, Development and Analysis (Passed through National Association of Regulatory Utility Commissioners; NARUC2012205DE0316)	620	1,243 **	166,691
81.128	ARRA - Energy Efficiency and Conservation Block Grant Program (EECBG) (\$255,589 provided to subrecipients)	269	284,145	284,145
81.135	Advanced Research Projects Agency - Energy (\$439,376 provided to subrecipients)	620	858,731 **	
81.135	Advanced Research Projects Agency - Energy (Passed through Greenlight Biosciences; DEAR0000440)	620	97,988 **	956,719
81.000	Other Federal Assistance:			
	Unknown Title (Passed through Battelle Energy Alliance, LLC; 00131031)	619	34,506 **	
	Unknown Title (Passed through Fermi Research Alliance, LLC; DE-AC02-07CH11359)	619	542,979 **	
	Unknown Title (Passed through Sandia Corporation; 1414305)	619	33,081 **	
	Unknown Title (Passed through UChicago Argonne, LLC; DE-AC02-06CH11357)	619	80,383 **	
	Unknown Title (Passed through University of South Carolina; 13-2149)	619	103,218 **	
	Unknown Title (Passed through UT-Battelle, LLC; 4000122926)	619	54,473 **	
	Unknown Title (Passed through Advanced Technology Institute; 2005303/SUBTASK 4.1)	620	55,623 **	
	Unknown Title (Passed through Argonne National Laboratory; APPOINTMENT AGREEMENT, 2F30301, 4F30161, 4F30423)	620	201,524 **	
	Unknown Title (Passed through Arizona State University; 11623)	620	43,021 **	
	Unknown Title (Passed through Baryonyx Corporation; GOWIND)	620	84,388 **	
	Unknown Title (Passed through Battelle Energy Alliance, LLC; 4000117726, 167288)	620	77,142 **	
	Unknown Title (Passed through Battelle Memorial Institute; 139495)	620	10,000 **	
	Unknown Title (Passed through Brookhaven National Laboratory; 149282, 202004, 183423, 228646)	620	242,363 **	
	Unknown Title (Passed through Ecoengineers; SEPG4444)	620	24,097 **	
	Unknown Title (Passed through Fraunhofer Center for Sustainable Energy Systems; 351424ISU)	620	5,088 **	
	Unknown Title (Passed through Honeywell Federal Manufacturing and Technologies; EP6034, N000130067)	620	42,780 **	
	Unknown Title (Passed through Krell Institute; Science Graduate Fellowship)	620	7,228 **	
	Unknown Title (Passed through Lawrence Berkeley National Laboratory; 6954484, 7017340, 6954484)	620	14,130 **	
	Unknown Title (Passed through Lawrence Livermore National Laboratory; B607266)	620	2,724 **	

State of Iowa
Schedule of Expenditures of Federal Awards
By Federal Department
For the Year Ended June 30, 2014

CFDA Number	Federal Department / Program Name	State Agency (see pg 84)	Federal Expenditures/ Disbursements/ Issuances	Total by CFDA Number/Cluster
<u>U.S. Department of Energy (continued)</u>				
	Unknown Title (Passed through Los Alamos National Security, LLC; 271300)	620	12,219 **	
	Unknown Title (Passed through Sandia National Laboratories; 1200824, 1163155, 903580)	620	72,377 **	
	Unknown Title (Passed through University of Texas; 2639055561)	620	13,699 **	
	ARRA - Unknown Title (Passed through National Renewable Energy Laboratory; ZCE04062501) (\$58,623 provided to subrecipients)	620	241,635 **	1,998,678
Total U.S. Department of Energy			16,888,225	16,888,225
<u>U.S. Department of Education</u>				
84.002	Adult Education - Basic Grants to States (\$2,930,406 provided to subrecipients)	282	3,382,563	3,382,563
84.007	Federal Supplemental Educational Opportunity Grants	619	531,017 *	
84.007	Federal Supplemental Educational Opportunity Grants	620	634,431 *	
84.007	Federal Supplemental Educational Opportunity Grants	621	366,952 *	1,532,400
84.010	Title I Grants to Local Educational Agencies (\$81,505,053 provided to subrecipients)	282	82,319,464	82,319,464
84.011	Migrant Education_State Grant Program (\$1,192,215 provided to subrecipients)	282	1,390,216	1,390,216
84.013	Title I State Agency Program for Neglected and Delinquent Children and Youth (\$101,961 provided to subrecipients)	282	401,699	401,699
84.021	Overseas Programs - Group Projects Abroad	619	55,569	55,569
84.033	Federal Work-Study Program	619	1,236,732 *	
84.033	Federal Work-Study Program	620	1,070,651 *	
84.033	Federal Work-Study Program	621	472,366 *	2,779,749
84.038	Federal Perkins Loan Program_Federal Capital Contributions	619	2,856,482 *	
84.038	Federal Perkins Loan Program_Federal Capital Contributions	620	3,434,963 *	
84.038	Federal Perkins Loan Program_Federal Capital Contributions	621	1,426,963 *	7,718,408
84.048	Career and Technical Education - Basic Grants to States (\$10,499,805 provided to subrecipients)	282	12,266,032	12,266,032
84.063	Federal Pell Grant Program	619	15,984,669 *	
84.063	Federal Pell Grant Program	620	24,286,248 *	
84.063	Federal Pell Grant Program	621	10,273,654 *	50,544,571
84.116	Fund for the Improvement of Postsecondary Education	619	8,655	
84.116	Fund for the Improvement of Postsecondary Education (\$20,963 provided to subrecipients)	619	131,606 **	
84.116	Fund for the Improvement of Postsecondary Education (\$3,369 provided to subrecipients)	620	10,404	
84.116	Fund for the Improvement of Postsecondary Education (Passed through Embry Riddle University; 6131301)	620	2,334	
84.116	Fund for the Improvement of Postsecondary Education (Passed through Florida State College; Disseminating Effective Learning Through Automation)	620	14,377	
84.116	Fund for the Improvement of Postsecondary Education (Passed through University of Kentucky; 304810653310145, 304810653310145STIP)	620	24,995	
84.116	Fund for the Improvement of Postsecondary Education (\$7,605 provided to subrecipients)	621	37,142	
84.116	Fund for the Improvement of Postsecondary Education (Passed through East Tennessee State University)	621	13,505	243,018

State of Iowa
Schedule of Expenditures of Federal Awards
By Federal Department
For the Year Ended June 30, 2014

CFDA Number	Federal Department / Program Name	State Agency (see pg 84)	Federal Expenditures/ Disbursements/ Issuances	Total by CFDA Number/Cluster
<u>U.S. Department of Education (continued)</u>				
84.126	Rehabilitation Services_Vocational Rehabilitation Grants to States	131	5,148,467	
84.126	Rehabilitation Services_Vocational Rehabilitation Grants to States	283	21,656,819	26,805,286
84.129	Rehabilitation Long-Term Training	619	263,576	263,576
84.133	National Institute on Disability and Rehabilitation Research	379	17,500	
84.133	National Institute on Disability and Rehabilitation Research (Passed through Syracuse University; H133A110021)	619	36,567	
84.133	National Institute on Disability and Rehabilitation Research (Passed through Gallaudet University)	619	76,911 **	130,978
84.161	Rehabilitation Services_Client Assistance Program	379	94,899	94,899
84.169	Independent Living_State Grants	131	59,519	
84.169	Independent Living_State Grants	283	235,610	295,129
84.177	Rehabilitation Services_Independent Living Services for Older Individuals Who are Blind	131	325,101	325,101
84.181	Special Education-Grants for Infants and Families (\$2,925,147 provided to subrecipients)	282	3,980,750	3,980,750
84.184	Safe and Drug-Free Schools and Communities_National Programs (\$2,574 provided to subrecipients)	282	3,866,684	
84.184	Safe and Drug-Free Schools and Communities_National Programs (Passed through Los Angeles Unified School District; 1100379)	619	11,600	3,878,284
84.187	Supported Employment Services for Individuals with the Most Significant Disabilities	131	15,259	
84.187	Supported Employment Services for Individuals with the Most Significant Disabilities	283	261,448	276,707
84.196	Education for Homeless Children and Youth (\$416,434 provided to subrecipients)	282	570,176	570,176
84.200	Graduate Assistance in Areas of National Need	619	411,680	411,680
84.215	Fund for the Improvement of Education (\$1,373,829 provided to subrecipients)	282	1,393,018	1,393,018
84.224	Assistive Technology (\$140,876 provided to subrecipients)	619	425,291	425,291
84.265	Rehabilitation Training_State Vocational Rehabilitation Unit In-Service Training	131	6,616	
84.265	Rehabilitation Training_State Vocational Rehabilitation Unit In-Service Training	283	42,026	48,642
84.268	Federal Direct Student Loans	619	191,024,669 *	
84.268	Federal Direct Student Loans	620	157,544,410 *	
84.268	Federal Direct Student Loans	621	58,586,203 *	407,155,282
84.287	Twenty-First Century Community Learning Centers (\$6,237,033 provided to subrecipients)	282	6,565,813	6,565,813
84.295	Ready-To-Learn Television (Passed through Corporation for Public Broadcasting; 14768, 15191)	285	8,733	8,733
84.305	Education Research, Development and Dissemination (\$18,462 provided to subrecipients)	619	148,643	
84.305	Education Research, Development and Dissemination	619	29,914 **	178,557
84.323	Special Education - State Personnel Development	282	2,362	2,362
84.324	Research in Special Education (\$158,685 provided to subrecipients)	620	467,568 **	
84.324	Research in Special Education (Passed through Kirkwood Community College; 21st Century Strategies, ISUSM91216)	620	6,098 **	
84.324	Research in Special Education (Passed through University of Kansas; FY2010007)	620	446 **	474,112
84.325	Special Education - Personnel Development to Improve Services and Results for Children with Disabilities	619	306,102	
84.325	Special Education - Personnel Development to Improve Services and Results for Children with Disabilities (Passed through Heartland Community College; Heartland Equity And Inclusion)	620	12,015	

State of Iowa
Schedule of Expenditures of Federal Awards
By Federal Department
For the Year Ended June 30, 2014

CFDA Number	Federal Department / Program Name	State Agency (see pg 84)	Federal Expenditures/ Disbursements/ Issuances	Total by CFDA Number/Cluster
<u>U.S. Department of Education (continued)</u>				
84.325	Special Education - Personnel Development to Improve Services and Results for Children with Disabilities	621	215,660	533,777
84.330	Advanced Placement Program (Advanced Placement Test Fee; Advanced Placement Incentive Program Grants) (\$119,248 provided to subrecipients)	282	119,248	119,248
84.334	Gaining Early Awareness and Readiness for Undergraduate Programs	284	1,744,086	1,744,086
84.335	Child Care Access Means Parents in School	620	124,336	124,336
84.343	Assistive Technology_State Grants for Protection and Advocacy (\$16,335 provided to subrecipients)	619	46,840	46,840
84.358	Rural Education (\$321,319 provided to subrecipients)	282	321,652	321,652
84.365	English Language Acquisition State Grants (\$3,107,283 provided to subrecipients)	282	3,236,724	
84.365	English Language Acquisition State Grants	619	332,226	3,568,950
84.366	Mathematics and Science Partnerships (\$81,009 provided to subrecipients)	282	583,286	
84.366	Mathematics and Science Partnerships (Passed through Mississippi State University; 19210034081101, 19210036110001)	620	20,005 **	603,291
84.367	Improving Teacher Quality State Grants (\$16,653,576 provided to subrecipients)	282	17,367,528	
84.367	Improving Teacher Quality State Grants (\$20,417 provided to subrecipients)	615	441,639	
84.367	Improving Teacher Quality State Grants (Passed through National Writing Project Corporation)	621	7,162	17,816,329
84.369	Grants for State Assessments and Related Activities (\$2,598,875 provided to subrecipients)	282	5,731,952	5,731,952
84.372	Statewide Data Systems	282	2,804,925	2,804,925
84.379	Teacher Education Assistance for College and Higher Education Grants (TEACH Grants)	619	35,953 *	
84.379	Teacher Education Assistance for College and Higher Education Grants (TEACH Grants)	620	358,178 *	
84.379	Teacher Education Assistance for College and Higher Education Grants (TEACH Grants)	621	1,727,766 *	2,121,897
84.396	ARRA - State Fiscal Stabilization Fund (SFSF) - Investing in Innovation (i3) Fund, Recovery Act (Passed through Ohio State University)	621	158,893	158,893
84.405	ARRA - Teacher Quality Partnerships, Recovery Act (\$10,000 provided to subrecipients)	282	959,050	959,050
84.407	Transition Programs for Students with Intellectual Disabilities into Higher Education	619	529,971	529,971
84.408	Postsecondary Education Scholarships for Veteran's Dependents	619	5,081 *	5,081
<u>Special Education Cluster (IDEA):</u>				
84.027	Special Education_Grants to States (\$108,607,228 provided to subrecipients)	282	117,188,822	
84.173	Special Education_Preschool Grants (\$2,781,949 provided to subrecipients)	282	3,484,563	120,673,385
<u>TRIO Cluster:</u>				
84.042	TRIO_Student Support Services	619	343,135	
84.042	TRIO_Student Support Services	620	339,390	
84.042	TRIO_Student Support Services	621	304,511	
			987,036	

State of Iowa
Schedule of Expenditures of Federal Awards
By Federal Department
For the Year Ended June 30, 2014

CFDA Number	Federal Department / Program Name	State Agency (see pg 84)	Federal Expenditures/ Disbursements/ Issuances	Total by CFDA Number/Cluster
<u>U.S. Department of Education (continued)</u>				
84.044	TRIO_Talent Search	620	343,276	
84.044	TRIO_Talent Search	621	385,052	
			728,328	
84.047	TRIO_Upward Bound	619	392,789	
84.047	TRIO_Upward Bound	620	251,168	
84.047	TRIO_Upward Bound	621	355,905	
			999,862	
84.066	TRIO_Educational Opportunity Centers	621	411,710	
84.217	TRIO_McNair Post-Baccalaureate Achievement	621	206,133	3,333,069
<u>School Improvement Grants Cluster:</u>				
84.377	School Improvement Grants (\$3,761,732 provided to subrecipients)	282	3,846,827	
84.388	ARRA - School Improvement Grants, Recovery Act	282	69,028	3,915,855
	Total U.S. Department of Education		781,030,652	781,030,652
<u>Vietnam Education Foundation</u>				
85.802	Fellowship Program	619	55,259	55,259
85.803	Visiting Scholar Grants	619	30,044	30,044
	Total Vietnam Education Foundation		85,303	85,303
<u>National Archives and Records Administration</u>				
89.003	National Historical Publications and Records Grants	259	3,508	
89.003	National Historical Publications and Records Grants (Passed through University of Nebraska-Lincoln; 25-0512-0026-002)	619	23,549	27,057
	Total National Archives and Records Administration		27,057	27,057
<u>U.S. Election Assistance Commission</u>				
90.401	Help America Vote Act Requirements Payments	635	614,239	614,239
	Total U.S. Election Assistance Commission		614,239	614,239
<u>U.S. Institute of Peace</u>				
91.004	Public Education for Peacebuilding Awards Program (Passed through The Institute of International Education Inc.; PEPS)	620	1,993 **	1,993
	Total U.S. Institute of Peace		1,993	1,993
<u>U.S. Department of Health and Human Services</u>				
93.041	Special Programs for the Aging_Title VII, Chapter 3_Programs for Prevention of Elder Abuse, Neglect, and Exploitation	297	42,147	42,147
93.042	Special Programs for the Aging_Title VII, Chapter 2_Long Term Care Ombudsman Services for Older Individuals	297	194,948	194,948
93.043	Special Programs for the Aging_Title III, Part D_Disease Prevention and Health Promotion Services (\$183,429 provided to subrecipients)	297	189,504	189,504
93.048	Special Programs for the Aging_Title IV_and Title II_Discretionary Projects (\$191,859 provided to subrecipients)	297	272,116	272,116

State of Iowa
Schedule of Expenditures of Federal Awards
By Federal Department
For the Year Ended June 30, 2014

CFDA Number	Federal Department / Program Name	State Agency (see pg 84)	Federal Expenditures/ Disbursements/ Issuances	Total by CFDA Number/Cluster
<u>U.S. Department of Health and Human Services (continued)</u>				
93.052	National Family Caregiver Support, Title III, Part E (\$1,491,951 provided to subrecipients)	297	1,537,165	1,537,165
93.061	Innovations in Applied Public Health Research (\$35,588 provided to subrecipients)	620	37,684 **	37,684
93.065	Laboratory Leadership, Workforce Training and Management Development, Improving Public Health Laboratory Infrastructure (Passed through Association of Public Health Laboratories; 56400-200-039-13-02, 56400-200-040-13-01, 56400-200-202-13-04, 56400-200-621-13-08, 56400-200-621-12-14, 56400-200-621-13-17, 56400-200-621-13-24, U60HM000803, APHL TB StudyB, APHL TB Novel Shared)	619	112,747	112,747
93.069	Public Health Emergency Preparedness (\$4,863,067 provided to subrecipients)	588	6,193,290	
93.069	Public Health Emergency Preparedness (\$25,000 provided to subrecipients)	619	455,881	6,649,171
93.070	Environmental Public Health and Emergency Response	542	7,502	7,502
93.071	Medicare Enrollment Assistance Program (\$58,363 provided to subrecipients)	297	110,710	110,710
93.072	Lifespan Respite Care Program (\$42,297 provided to subrecipients)	297	58,217	58,217
93.073	Birth Defects and Developmental Disabilities - Prevention and Surveillance (\$4,453 provided to subrecipients)	619	234,876 **	
93.073	Birth Defects and Developmental Disabilities - Prevention and Surveillance (Passed through Operation Smile, Inc.; 1U38DD000868-01, 5U38DD000868-0)	619	21,996 **	256,872
93.074	Hospital Preparedness Program (HPP) and Public Health Emergency Preparedness (PHEP) Aligned Cooperative Agreements (Passed through Johnson County Department of Public Health; FY 13-14 HPP)	619	8,978	8,978
93.087	Enhance Safety of Children Affected by Substance Abuse	444	965,966	965,966
93.090	Guardianship Assistance	401	16,663	16,663
93.092	Affordable Care Act (ACA) Personal Responsibility Education Program (\$373,005 provided to subrecipients)	588	472,920	472,920
93.094	Well-Integrated Screening and Evaluation for Women Across the Nation (\$22,540 provided to subrecipients)	588	83,071	83,071
93.103	Food and Drug Administration Research	427	866,162	
93.103	Food and Drug Administration Research	619	270,544	
93.103	Food and Drug Administration Research (Passed through National Institute for Pharmaceutical Technology and Education; 5U01FD004275-03)	619	49,938 **	
93.103	Food and Drug Administration Research (\$122,707 provided to subrecipients)	620	424,938 **	1,611,582
93.104	Comprehensive Community Mental Health Services for Children with Serious Emotional Disturbances (SED)	401	140,108	140,108
93.110	Maternal and Child Health Federal Consolidated Programs (\$25,566 provided to subrecipients)	588	146,820	
93.110	Maternal and Child Health Federal Consolidated Programs (\$11,052 provided to subrecipients)	619	633,720	
93.110	Maternal and Child Health Federal Consolidated Programs (Passed through University of Texas Health Science Center at Houston; H30MC24051)	619	29,554	
93.110	Maternal and Child Health Federal Consolidated Programs (Passed through University of Washington; 754151)	619	12,437	
93.110	Maternal and Child Health Federal Consolidated Programs	619	346,365 **	1,168,896

State of Iowa
Schedule of Expenditures of Federal Awards
By Federal Department
For the Year Ended June 30, 2014

CFDA Number	Federal Department / Program Name	State Agency (see pg 84)	Federal Expenditures/ Disbursements/ Issuances	Total by CFDA Number/Cluster
<u>U.S. Department of Health and Human Services (continued)</u>				
93.113	Environmental Health (\$479,659 provided to subrecipients)	619	2,835,940 **	
93.113	Environmental Health (Passed through Trustees of Columbia University; 5R01ES016348-03)	619	644 **	
93.113	Environmental Health (\$155,827 provided to subrecipients)	620	1,184,759 **	4,021,343
93.116	Project Grants and Cooperative Agreements for Tuberculosis Control Programs (\$120,486 provided to subrecipients)	588	397,624	397,624
93.121	Oral Diseases and Disorders Research (\$1,882,771 provided to subrecipients)	619	7,069,151 **	
93.121	Oral Diseases and Disorders Research (Passed through University of Louisville Research Foundation; 1R03DE020839-01A1, 5R03DE22538-02)	619	52,611 **	
93.121	Oral Diseases and Disorders Research (Passed through University of Michigan; 3002211940, DE021412)	619	362,791 **	
93.121	Oral Diseases and Disorders Research (Passed through University of Pittsburgh; R01DE016148)	619	27,341 **	7,511,894
93.124	Nurse Anesthetist Traineeships	619	10,044	10,044
93.127	Emergency Medical Services for Children	588	133,070	133,070
93.130	Cooperative Agreements to States/Territories for the Coordination and Development of Primary Care Offices (\$755 provided to subrecipients)	588	177,102	177,102
93.135	Centers for Research and Demonstration for Health Promotion and Disease Prevention (\$111,021 provided to subrecipients)	619	699,633 **	699,633
93.136	Injury Prevention and Control Research and State and Community Based Programs (\$197,991 provided to subrecipients)	588	270,053	
93.136	Injury Prevention and Control Research and State and Community Based Programs (\$24,001 provided to subrecipients)	619	759,040 **	1,029,093
93.143	NIEHS Superfund Hazardous Substances_Basic Research and Education (\$35,473 provided to subrecipients)	619	2,593,411 **	
93.143	NIEHS Superfund Hazardous Substances_Basic Research and Education (Passed through Regents of the University of Minnesota; R25ES023595)	619	6,218 **	2,599,629
93.145	AIDS Education and Training Centers (Passed through University of Illinois at Chicago; E0012825, E45304 488787)	619	121,557	121,557
93.150	Projects for Assistance in Transition from Homelessness (PATH) (\$280,776 provided to subrecipients)	401	286,969	286,969
93.155	Rural Health Research Centers (\$250,220 provided to subrecipients)	619	1,188,329 **	
93.155	Rural Health Research Centers (Passed through University of Missouri-Columbia; U18RH23817)	619	45,441 **	
93.155	Rural Health Research Centers (Passed through University of North Carolina at Chapel Hill; U1GRH07633) (\$54,282 provided to subrecipients)	619	199,131 **	1,432,901
93.165	Grants to States for Loan Repayment Program (\$142,350 provided to subrecipients)	588	142,350	142,350
93.172	Human Genome Research	619	609,348 **	609,348
93.173	Research Related to Deafness and Communication Disorders (\$988,060 provided to subrecipients)	619	9,961,410 **	
93.173	Research Related to Deafness and Communication Disorders (Passed through Creighton University; R01DC009025)	619	17,855 **	
93.173	Research Related to Deafness and Communication Disorders (Passed through Etymotic Research, Inc.; R44DC010971-01)	619	13,403 **	
93.173	Research Related to Deafness and Communication Disorders (Passed through Father Flanagan's Boys Home; 1R01DC013591-00)	619	73,427 **	
93.173	Research Related to Deafness and Communication Disorders (Passed through Leland Stanford, Jr. University; 1R01DC012250A)	619	24,121 **	

State of Iowa
Schedule of Expenditures of Federal Awards
By Federal Department
For the Year Ended June 30, 2014

CFDA Number	Federal Department / Program Name	State Agency (see pg 84)	Federal Expenditures/ Disbursements/ Issuances	Total by CFDA Number/Cluster
<u>U.S. Department of Health and Human Services (continued)</u>				
93.173	Research Related to Deafness and Communication Disorders (Passed through Northeastern Ohio Universities College of Medicine; R33DC010489)	619	8,075 **	
93.173	Research Related to Deafness and Communication Disorders (Passed through Research Institute at Nationwide Children's Hospital; 5R01DC011321-02)	619	8,672 **	
93.173	Research Related to Deafness and Communication Disorders (Passed through University of California, Irvine; DC003681)	619	97,084 **	
93.173	Research Related to Deafness and Communication Disorders (Passed through University of Washington; R01DC012769)	619	74,848 **	
93.173	Research Related to Deafness and Communication Disorders	620	2,076 **	10,280,971
93.184	Disabilities Prevention (\$146,270 provided to subrecipients)	588	302,085	
93.184	Disabilities Prevention (Passed through University of Texas Health Science Center at Houston; 0008622J)	619	18,677 **	320,762
93.213	Research and Training in Complementary and Alternative Medicine (\$91,236 provided to subrecipients)	619	350,153 **	
93.213	Research and Training in Complementary and Alternative Medicine (Passed through Emory University; S844484)	619	60,013 **	
93.213	Research and Training in Complementary and Alternative Medicine (Passed through Massachusetts General Hospital; U01 AT000613-11)	619	16,375 **	
93.213	Research and Training in Complementary and Alternative Medicine (Passed through Palmer Chiropractic University; 2R25AT003580, 5U19AT004663)	619	33,175 **	
93.213	Research and Training in Complementary and Alternative Medicine (Passed through University of North Carolina at Greensboro; 20120357.2)	619	88,332 **	548,048
93.217	Family Planning_Services (\$1,033,719 provided to subrecipients)	588	1,277,724	
93.217	Family Planning_Services (Passed through Family Planning Council of Iowa; 618-FY2013, 678-FY2013)	619	2,500	1,280,224
93.226	Research on Healthcare Costs, Quality and Outcomes (\$65,527 provided to subrecipients)	619	1,659,924 **	
93.226	Research on Healthcare Costs, Quality and Outcomes (Passed through Oregon Health Sciences University; P30HS021639, R18HS022491)	619	23,249 **	
93.226	Research on Healthcare Costs, Quality and Outcomes (Passed through University of Houston; R01HS021264)	619	23,971 **	
93.226	Research on Healthcare Costs, Quality and Outcomes (Passed through University of Tennessee Health Science Center; 9000007946-1)	619	1,145 **	1,708,289
93.233	National Center on Sleep Disorders Research (\$157,894 provided to subrecipients)	619	697,637 **	
93.233	National Center on Sleep Disorders Research (Passed through Brigham and Women's Hospital; 5U01HL111478)	619	25,637 **	
93.233	National Center on Sleep Disorders Research (Passed through Harvard University; 1U01HL111478-01A1)	619	506 **	723,780
93.234	Traumatic Brain Injury State Demonstration Grant Program (\$227,645 provided to subrecipients)	588	240,661	240,661
93.235	Affordable Care Act (ACA) Abstinence Education Program (\$179,838 provided to subrecipients)	588	299,471	299,471
93.236	Grants to States to Support Oral Health Workforce Activities (\$21,566 provided to subrecipients)	619	212,623	212,623
93.239	Policy Research and Evaluation Grants (Passed through Leland Stanford, Jr. University; 1H79AE000101-02S1)	619	7,120 **	7,120

State of Iowa
Schedule of Expenditures of Federal Awards
By Federal Department
For the Year Ended June 30, 2014

CFDA Number	Federal Department / Program Name	State Agency (see pg 84)	Federal Expenditures/ Disbursements/ Issuances	Total by CFDA Number/Cluster
<u>U.S. Department of Health and Human Services (continued)</u>				
93.241	State Rural Hospital Flexibility Program (\$251,801 provided to subrecipients)	588	500,696	
93.241	State Rural Hospital Flexibility Program (Passed through Telligen; 2014-001)	619	6,349 **	507,045
93.242	Mental Health Research Grants (\$740,710 provided to subrecipients)	619	7,873,077 **	
93.242	Mental Health Research Grants (Passed through Columbia University; 7 R01 MH081107-02)	619	38,875 **	
93.242	Mental Health Research Grants (Passed through University of California, San Diego; 5U01MH092758)	619	25,192 **	
93.242	Mental Health Research Grants (Passed through University of Illinois; 2R01MH062500-09A1)	619	101,110 **	
93.242	Mental Health Research Grants (Passed through University of Texas Southwestern Medical Center; 5R01MH087986)	619	403,033 **	
93.242	Mental Health Research Grants (Passed through University of Georgia; RR2743333841438)	620	29,614 **	
93.242	Mental Health Research Grants (Passed through Notre Dame University)	621	78,163 **	8,549,064
93.243	Substance Abuse and Mental Health Services_Projects of Regional and National Significance	226	313,911	
93.243	Substance Abuse and Mental Health Services_Projects of Regional and National Significance	401	17,082	
93.243	Substance Abuse and Mental Health Services_Projects of Regional and National Significance	444	137,014	
93.243	Substance Abuse and Mental Health Services_Projects of Regional and National Significance (\$4,869,214 provided to subrecipients)	588	5,845,013	
93.243	Substance Abuse and Mental Health Services_Projects of Regional and National Significance	619	621,134	
93.243	Substance Abuse and Mental Health Services_Projects of Regional and National Significance (\$30,000 provided to subrecipients)	619	110,731 **	
93.243	Substance Abuse and Mental Health Services_Projects of Regional and National Significance (Passed through University of Utah; UR1TI024228)	619	32,357 **	7,077,242
93.251	Universal Newborn Hearing Screening (\$31 provided to subrecipients)	588	18,195	
93.251	Universal Newborn Hearing Screening (\$74,511 provided to subrecipients)	619	209,893	228,088
93.262	Occupational Safety and Health Program (\$134,174 provided to subrecipients)	588	329,950	
93.262	Occupational Safety and Health Program (\$13,814 provided to subrecipients)	619	1,517,729	
93.262	Occupational Safety and Health Program (\$70,576 provided to subrecipients)	619	3,025,430 **	
93.262	Occupational Safety and Health Program (Passed through Center to Protect Worker's Rights; U60-OH009762)	619	92,355 **	
93.262	Occupational Safety and Health Program (Passed through Colorado State University; 1R01OH010295-01, 5R01OH010295-02)	619	81,345 **	
93.262	Occupational Safety and Health Program (Passed through Marshfield Clinic Research Foundation; 11606-6500-60613, 5U54OH009568, 5R21OH010032-02) (\$3,796 provided to subrecipients)	619	29,108 **	
93.262	Occupational Safety and Health Program (Passed through University of California, San Francisco; 6277sc)	619	4,838 **	
93.262	Occupational Safety and Health Program (Passed through University of North Carolina at Chapel Hill; 5R01OH009527-01-05, 5R01OH010102-02)	619	2,983 **	

State of Iowa
Schedule of Expenditures of Federal Awards
By Federal Department
For the Year Ended June 30, 2014

CFDA Number	Federal Department / Program Name	State Agency (see pg 84)	Federal Expenditures/ Disbursements/ Issuances	Total by CFDA Number/Cluster
<u>U.S. Department of Health and Human Services (continued)</u>				
93.262	Occupational Safety and Health Program (Passed through University of Texas Health Science Center at Tyler; U54OH007541) (\$18,107 provided to subrecipients)	619	106,567 **	
93.262	Occupational Safety and Health Program (Passed through University of Nebraska; 3454202002202, 3454202002902) (\$14,170 provided to subrecipients)	620	38,625 **	5,228,930
93.264	Nurse Faculty Loan Program (NFLP)	619	69,569 *	69,569
93.268	Immunization Cooperative Agreements (\$27,432,009 provided to subrecipients)	588	29,483,615	29,483,615
93.270	Adult Viral Hepatitis Prevention and Control	588	116,607	116,607
93.273	Alcohol Research Programs	619	1,625,152 **	
93.273	Alcohol Research Programs (Passed through Behavioral Diagnostics, Inc.; 1R43AA02204-01, R43DA037620)	619	23,277 **	
93.273	Alcohol Research Programs (Passed through State University of New York Research Foundation; 5U10AA00840124, 5U10AA00840125)	619	519,135 **	
93.273	Alcohol Research Programs (Passed through University of New Mexico; 1R21AA021878-01A1)	619	11,660 **	2,179,224
93.275	Substance Abuse and Mental Health Services-Access to Recovery (\$51,701 provided to subrecipients)	588	3,912,450	3,912,450
93.279	Drug Abuse and Addiction Research Programs	619	879,919 **	
93.279	Drug Abuse and Addiction Research Programs (Passed through Emory University; T187415)	619	35,126 **	
93.279	Drug Abuse and Addiction Research Programs (Passed through University of Georgia; 5P30DA027827)	619	179,892 **	
93.279	Drug Abuse and Addiction Research Programs (\$493,495 provided to subrecipients)	620	1,639,032 **	
93.279	Drug Abuse and Addiction Research Programs (Passed through Penn State University; 4489ISUDHHS0389)	620	122,367 **	
93.279	Drug Abuse and Addiction Research Programs (Passed through RTI International; 1312021413051724L)	620	161,349 **	
93.279	Drug Abuse and Addiction Research Programs (Passed through University of Connecticut; 20438)	620	83,301 **	3,100,986
93.281	Mental Health Research Career/Scientist Development Awards	619	283,927 **	283,927
93.283	Centers for Disease Control and Prevention_Investigations and Technical Assistance (\$2,769,635 provided to subrecipients)	588	5,259,854	
93.283	Centers for Disease Control and Prevention_Investigations and Technical Assistance	619	8,389	
93.283	Centers for Disease Control and Prevention_Investigations and Technical Assistance	619	1,241,976 **	
93.283	Centers for Disease Control and Prevention_Investigations and Technical Assistance (Passed through Colorado Department of Public Health and Environment; OE FHA EPI120000)	619	8,110 **	
93.283	Centers for Disease Control and Prevention_Investigations and Technical Assistance (Passed through Health Research, Inc.; 1U01DD00104101, 5U01DD00048704, 3694-05)	619	72,984 **	
93.283	Centers for Disease Control and Prevention_Investigations and Technical Assistance (Passed through Infectious Diseases Society of America; 5 U50 CK000187)	619	203,893 **	6,795,206
93.286	Discovery and Applied Research for Technological Innovations to Improve Human Health (\$56,122 provided to subrecipients)	619	431,045 **	
93.286	Discovery and Applied Research for Technological Innovations to Improve Human Health (Passed through Brigham and Women's Hospital; 2U54EB005149, 5U54EB005149)	619	155,693 **	

State of Iowa
Schedule of Expenditures of Federal Awards
By Federal Department
For the Year Ended June 30, 2014

CFDA Number	Federal Department / Program Name	State Agency (see pg 84)	Federal Expenditures/ Disbursements/ Issuances	Total by CFDA Number/Cluster
<u>U.S. Department of Health and Human Services (continued)</u>				
93.286	Discovery and Applied Research for Technological Innovations to Improve Human Health (Passed through Colorado State University; R01EB012048)	619	30,811 **	
93.286	Discovery and Applied Research for Technological Innovations to Improve Human Health (Passed through University of Arizona, Arizona Board of Regents; 2R01EB004987)	619	72,637 **	
93.286	Discovery and Applied Research for Technological Innovations to Improve Human Health (Passed through Virginia Polytechnic Institute and State University; 431805-19235)	619	7,124 **	
93.286	Discovery and Applied Research for Technological Innovations to Improve Human Health	620	66,318 **	763,628
93.292	National Public Health Improvement Initiative	588	214,815	214,815
93.296	State Partnership Grant Program to Improve Minority Health (\$26,073 provided to subrecipients)	588	84,352	84,352
93.297	Teenage Pregnancy Prevention Program (Passed through Advocates for Youth)	619	1,689 **	1,689
93.301	Small Rural Hospital Improvement Grant Program	588	904,982	904,982
93.307	Minority Health and Health Disparities Research	619	183,653 **	183,653
93.310	Trans-NIH Research Support	619	715,735 **	715,735
93.342	Health Professions Student Loans, Including Primary Care Loans/Loans for Disadvantaged Students	619	1,480,936 *	
93.342	Health Professions Student Loans, Including Primary Care Loans/Loans for Disadvantaged Students	620	586,650 *	2,067,586
93.350	National Center for Advancing Translational Sciences (\$72,182 provided to subrecipients)	619	4,769,510 **	4,769,510
93.351	Research Infrastructure Programs	619	446,332	
93.351	Research Infrastructure Programs	620	370,396 **	816,728
93.361	Nursing Research (\$261,502 provided to subrecipients)	619	1,343,083 **	
93.361	Nursing Research (Passed through Denver Research Institute; 1R01NR013422-01)	619	5,467 **	
93.361	Nursing Research (Passed through Johns Hopkins University; 1R01NR012444)	619	61,069 **	
93.361	Nursing Research (Passed through University of Virginia; 1R21NR013541-01)	619	70,810 **	1,480,429
93.364	Nursing Student Loans	619	421,011 *	421,011
93.389	National Center for Research Resources	620	44,200 **	44,200
93.393	Cancer Cause and Prevention Research (\$206,949 provided to subrecipients)	619	1,145,836 **	
93.393	Cancer Cause and Prevention Research (Passed through Dana-Farber Cancer Institute, Inc.; U01CA093344-08, 1156608)	619	43,590 **	
93.393	Cancer Cause and Prevention Research (Passed through Johns Hopkins University; 5R01CA140311)	619	29,781 **	
93.393	Cancer Cause and Prevention Research (Passed through Memorial Sloan-Kettering Cancer Center; R01CA129639, R01CA168339-02, 8-BD515243)	619	145,845 **	
93.393	Cancer Cause and Prevention Research (Passed through University of Arizona, Arizona Board of Regents; 7R01CA118493-05)	619	60,591 **	
93.393	Cancer Cause and Prevention Research (Passed through University of Illinois at Chicago; E50671 491632, R01CA134861)	619	32,047 **	
93.393	Cancer Cause and Prevention Research (Passed through University of Massachusetts; 5R01CA136888-04)	619	22,919 **	
93.393	Cancer Cause and Prevention Research (Passed through University of Minnesota; 5R01CA132962)	619	57,594 **	

State of Iowa
Schedule of Expenditures of Federal Awards
By Federal Department
For the Year Ended June 30, 2014

CFDA Number	Federal Department / Program Name	State Agency (see pg 84)	Federal Expenditures/ Disbursements/ Issuances	Total by CFDA Number/Cluster
<u>U.S. Department of Health and Human Services (continued)</u>				
93.393	Cancer Cause and Prevention Research (Passed through University of North Carolina at Chapel Hill; 5-03891, 5-30990, 2R01CA098286-11)	619	250,739 **	
93.393	Cancer Cause and Prevention Research (Passed through University of Texas, MD Anderson Cancer Center; 5R01CA109298)	619	14,573 **	
93.393	Cancer Cause and Prevention Research (\$18,214 provided to subrecipients)	620	418,973 **	2,222,488
93.394	Cancer Detection and Diagnosis Research (\$147,408 provided to subrecipients)	619	1,326,584 **	
93.394	Cancer Detection and Diagnosis Research (Passed through American College of Radiology Imaging Network; CA80098, U10CA180820, 1121)	619	11,671 **	
93.394	Cancer Detection and Diagnosis Research (Passed through Brigham and Women's Hospital; 109574)	619	37,495 **	
93.394	Cancer Detection and Diagnosis Research (Passed through Yale University; 8-RCA133114A)	619	128,808 **	1,504,558
93.395	Cancer Treatment Research (\$10,222 provided to subrecipients)	619	2,533,376 **	
93.395	Cancer Treatment Research (Passed through Board of Regents of the University of Wisconsin System; 482K790)	619	182,550 **	
93.395	Cancer Treatment Research (Passed through Cancer and Leukemia Group B Foundation; 462/IA018)	619	11,991 **	
93.395	Cancer Treatment Research (Passed through Children's Hospital of Philadelphia; U10CA098543, U10CA095861)	619	124,454 **	
93.395	Cancer Treatment Research (Passed through Gynecologic Oncology Group; U10 CA27469)	619	149,176 **	
93.395	Cancer Treatment Research (Passed through NSABP Foundation, Inc.; U10CA12027/U10CA37377) (\$26,700 provided to subrecipients)	619	44,342 **	
93.395	Cancer Treatment Research (Passed through Radiation Therapy Oncology Group; U10CA021661)	619	17,878 **	
93.395	Cancer Treatment Research (Passed through Roswell Park Cancer Institute; 7R01CA172070-02)	619	42,879 **	
93.395	Cancer Treatment Research (Passed through University of Chicago; U10 CA31946)	619	51,125 **	
93.395	Cancer Treatment Research (Passed through University of Pittsburgh; 3R01CA148629-04S1)	619	49,474 **	
93.395	Cancer Treatment Research (Passed through Virginia Commonwealth University; R01CA155119)	619	99,464 **	
93.395	Cancer Treatment Research (Passed through St. Jude Children's Research Hospital; 1113350507539458)	620	16,829 **	3,323,538
93.396	Cancer Biology Research	619	1,833,779 **	
93.396	Cancer Biology Research (Passed through University of Nebraska-Lincoln; 1R01CA165974-01A1, 5R01CA16574)	619	5,039 **	
93.396	Cancer Biology Research	620	4,646 **	1,843,464
93.397	Cancer Centers Support Grants (\$1,473,779 provided to subrecipients)	619	4,860,278 **	
93.397	Cancer Centers Support Grants (Passed through Cancer Institute of New Jersey; P30CA072720)	619	2,580 **	
93.397	Cancer Centers Support Grants (Passed through University of Washington; 3 U54 CA153498-04S1)	619	36,613 **	4,899,471
93.398	Cancer Research Manpower	619	907,204 **	907,204
93.399	Cancer Control (Passed through University of Washington; 748370)	619	21,029 **	21,029
93.414	ARRA - State Primary Care Offices (\$70,649 provided to subrecipients)	588	106,934	106,934

State of Iowa
Schedule of Expenditures of Federal Awards
By Federal Department
For the Year Ended June 30, 2014

CFDA Number	Federal Department / Program Name	State Agency (see pg 84)	Federal Expenditures/ Disbursements/ Issuances	Total by CFDA Number/Cluster
<u>U.S. Department of Health and Human Services (continued)</u>				
93.448	Food Safety and Security Monitoring Project	619	356,051	356,051
93.449	Ruminant Feed Ban Support Project	009	225,000	225,000
93.504	Affordable Care Act (ACA) Family to Family Health Information Centers	619	3,089	3,089
93.505	Affordable Care Act (ACA) Maternal, Infant, and Early Childhood Home Visiting Program (\$6,993,569 provided to subrecipients)	588	7,470,111	7,470,111
93.507	PPHF 2012 National Public Health Improvement Initiative (\$1,000 provided to subrecipients)	588	65,135	65,135
93.512	Affordable Care Act (ACA) Personal and Home Care Aide State Training Program (PHCAST) (\$333,453 provided to subrecipients)	588	453,116	453,116
93.516	Affordable Care Act (ACA) Public Health Training Centers Program	619	186,304	186,304
93.521	The Affordable Care Act: Building Epidemiology, Laboratory, and Health Information Systems Capacity in the Epidemiology and Laboratory Capacity for Infectious Disease (ELC) and Emerging Infections Program (EIP) Cooperative Agreements; PPHF (\$1,013,875 provided to subrecipients)	588	2,036,305	2,036,305
93.525	State Planning and Establishment Grants for the Affordable Care Act (ACA)s Exchanges	401	20,350,148	
93.525	State Planning and Establishment Grants for the Affordable Care Act (ACA)s Exchanges (\$63,865 provided to subrecipients)	588	1,662,241	22,012,389
93.531	PPHF 2012: Community Transformation Grants and National Dissemination and Support for Community Transformation Grants - financed solely by 2012 Prevention and Public Health Funds (\$2,177,439 provided to subrecipients)	588	2,893,738	
93.531	PPHF 2012: Community Transformation Grants and National Dissemination and Support for Community Transformation Grants - financed solely by 2012 Prevention and Public Health Funds (Passed through Black Hawk County Public Health)	621	3,133	2,896,871
93.538	Affordable Care Act - National Environmental Public Health Tracking Program-Network Implementation	588	422,989	422,989
93.539	PPHF 2012 - Prevention and Public Health Fund (Affordable Care Act) - Capacity Building Assistance to Strengthen Public Health Immunization Infrastructure and Performance financed in part by 2012 Prevention and Public Health Funds (\$1,563,970 provided to subrecipients)	588	2,186,427	2,186,427
93.544	The Patient Protection and Affordable Care Act of 2010 (Affordable Care Act) authorizes Coordinated Chronic Disease prevention and Health Promotion Program (\$8,543 provided to subrecipients)	588	182,879	182,879
93.548	PPHF2013: State Nutrition, Physical Activity, and Obesity Programs - financed in part by 2013 PPHF (\$13,295 provided to subrecipients)	588	83,691	83,691
93.550	Transitional Living for Homeless Youth (\$79,954 provided to subrecipients)	401	115,511	115,511
93.556	Promoting Safe and Stable Families (\$1,843,523 provided to subrecipients)	401	2,785,947	
93.556	Promoting Safe and Stable Families (Passed through Montana Department of Public Health and Human Services; 20143TRNG0001)	619	18,601	2,804,548
93.558	Temporary Assistance for Needy Families (\$36,803,458 provided to subrecipients)	401	82,427,091	82,427,091
93.563	Child Support Enforcement (\$1,271,525 provided to subrecipients)	401	39,411,762	39,411,762
93.564	Child Support Enforcement Research	401	131,062	131,062
93.566	Refugee and Entrant Assistance_State Administered Programs (\$33,349 provided to subrecipients)	401	1,767,575	1,767,575

State of Iowa
Schedule of Expenditures of Federal Awards
By Federal Department
For the Year Ended June 30, 2014

CFDA Number	Federal Department / Program Name	State Agency (see pg 84)	Federal Expenditures/ Disbursements/ Issuances	Total by CFDA Number/Cluster
<u>U.S. Department of Health and Human Services (continued)</u>				
93.568	Low-Income Home Energy Assistance (\$58,008,695 provided to subrecipients)	379	58,236,990	58,236,990
93.569	Community Services Block Grant (\$6,459,422 provided to subrecipients)	379	6,676,926	6,676,926
93.576	Refugee and Entrant Assistance_Discretionary Grants (\$276,920 provided to subrecipients)	401	276,920	
93.576	Refugee and Entrant Assistance_Discretionary Grants (\$6,558 provided to subrecipients)	588	107,192	384,112
93.584	Refugee and Entrant Assistance_Targeted Assistance Grants	401	277,347	277,347
93.586	State Court Improvement Program	444	460,719	460,719
93.590	Community-Based Child Abuse Prevention Grants (\$441,759 provided to subrecipients)	401	602,072	602,072
93.597	Grants to States for Access and Visitation Programs (\$78,007 provided to subrecipients)	401	79,207	79,207
93.599	Chafee Education and Training Vouchers Program (ETV)	401	586,107	586,107
93.600	Head Start	282	98,473	
93.600	Head Start (Passed through University of Washington; 745174, 755016)	620	85,498 **	183,971
93.609	The Affordable Care Act Medicaid Adult Quality Grants	401	929,585	929,585
93.610	Health Care Innovation Awards (HCIA) (Passed through Dartmouth College; 1 C1 CMS331029-02-00)	619	401,498	
93.610	Health Care Innovation Awards (HCIA) (\$762,453 provided to subrecipients)	619	3,212,875 **	3,614,373
93.617	Voting Access for Individuals with Disabilities_Grants to States (\$5,160 provided to subrecipients)	635	5,160	5,160
93.624	ACA - State Innovation Models: Funding for Model Design and Model Testing Assistance	401	761,398	761,398
93.630	Developmental Disabilities Basic Support and Advocacy Grants (\$434,068 provided to subrecipients)	401	754,609	754,609
93.631	Developmental Disabilities Projects of National Significance	401	506,253	
93.631	Developmental Disabilities Projects of National Significance (Passed through Disability Consulting, LLC; 90DN0287)	619	5,500	511,753
93.632	University Centers for Excellence in Developmental Disabilities Education, Research, and Service	619	430,121	
93.632	University Centers for Excellence in Developmental Disabilities Education, Research, and Service (Passed through Peer Action Disability Support)	619	12,367 **	442,488
93.643	Children's Justice Grants to States (\$250 provided to subrecipients)	401	248,355	248,355
93.645	Stephanie Tubbs Jones Child Welfare Services Program	401	2,737,241	2,737,241
93.648	Child Welfare Research Training or Demonstration (Passed through State University of New York Research Foundation; 90CT0145)	619	2,851 **	
93.648	Child Welfare Research Training or Demonstration (Passed through University of Missouri; E000385914)	620	3,315	6,166
93.652	Adoption Opportunities (\$355,059 provided to subrecipients)	619	835,073	835,073
93.658	Poster Care_Title IV-E (\$5,767,497 provided to subrecipients)	401	18,975,128	18,975,128
93.659	Adoption Assistance (\$1,628,859 provided to subrecipients)	401	36,914,911	36,914,911
93.667	Social Services Block Grant (\$1,271,703 provided to subrecipients)	401	27,904,395	27,904,395
93.669	Child Abuse and Neglect State Grants (\$20,000 provided to subrecipients)	401	315,568	315,568
93.670	Child Abuse and Neglect Discretionary Activities (Passed through Four Oaks, Inc.; 90CA1789/01)	619	173,903	173,903
93.671	Family Violence Prevention and Services/Battered Women's Shelters_Grants to States and Indian Tribes (\$976,660 provided to subrecipients)	112	1,032,482	1,032,482

State of Iowa
Schedule of Expenditures of Federal Awards
By Federal Department
For the Year Ended June 30, 2014

CFDA Number	Federal Department / Program Name	State Agency (see pg 84)	Federal Expenditures/ Disbursements/ Issuances	Total by CFDA Number/Cluster
<u>U.S. Department of Health and Human Services (continued)</u>				
93.674	Chafee Foster Care Independence Program (\$1,083,400 provided to subrecipients)	401	2,637,176	2,637,176
93.701	ARRA - Trans-NIH Recovery Act Research Support (\$290,100 provided to subrecipients)	619	612,344 **	
93.701	ARRA - Trans-NIH Recovery Act Research Support (Passed through Research Institute at Nationwide Children's Hospital; RC4DK090937)	619	32,105 **	
93.701	ARRA - Trans-NIH Recovery Act Research Support (Passed through University of Michigan; RC4AG039029)	619	7,149 **	651,598
93.708	ARRA - Head Start	532	180,236	180,236
93.715	ARRA - Recovery Act Comparative Effectiveness Research - AHRQ	619	231,057 **	231,057
93.719	ARRA - State Grants to Promote Health Information Technology (\$1,499,442 provided to subrecipients)	588	2,118,471	2,118,471
93.735	State Public Health Approaches for Ensuring Quitline Capacity Funded in part by 2012 Prevention and Public Health Funds (PPHF-2012) (\$145,857 provided to subrecipients)	588	145,857	145,857
93.744	PPHF 2012: Breast and Cervical Cancer Screening Opportunities for States, Tribes and Territories solely financed by 2012 Prevention and Public Health Funds (\$184,037 provided to subrecipients)	588	184,037	184,037
93.745	PPHF-2012: Health Care Surveillance/Health Statistics Surveillance Program Announcement: Behavioral Risk Factor Surveillance System Financed in Part by 2012 Prevention and Public Health Funds (PPHF-2012) (\$122,237 provided to subrecipients)	588	122,237	122,237
93.767	Children's Health Insurance Program (\$94,565 provided to subrecipients)	401	119,124,526	
93.767	Children's Health Insurance Program (\$93,696 provided to subrecipients)	588	100,226	119,224,752
93.779	Centers for Medicare and Medicaid Services (CMS) Research, Demonstrations and Evaluations	216	603,146	
93.779	Centers for Medicare and Medicaid Services (CMS) Research, Demonstrations and Evaluations	427	247,995	851,141
93.791	Money Follows the Person Rebalancing Demonstration (\$72,350 provided to subrecipients)	401	5,904,927	5,904,927
93.824	Area Health Education Centers Infrastructure Development Awards (\$151,741 provided to subrecipients)	619	151,741	151,741
93.837	Cardiovascular Diseases Research (\$667,951 provided to subrecipients)	619	16,369,366 **	
93.837	Cardiovascular Diseases Research (Passed through Allsteros Therapeutics, Inc.)	619	16,072 **	
93.837	Cardiovascular Diseases Research (Passed through Axio Research Corporation; AIM-HIGH)	619	11,345 **	
93.837	Cardiovascular Diseases Research (Passed through Case Western Reserve University; RES508317, 2U01-DK094157-02)	619	201,911 **	
93.837	Cardiovascular Diseases Research (Passed through Duke University; RHL098237)	619	1,481 **	
93.837	Cardiovascular Diseases Research (Passed through Johns Hopkins University; 2001653151)	619	58,651 **	
93.837	Cardiovascular Diseases Research (Passed through Medical Imaging Applications, LLC; RHL108469A, 101)	619	65,110 **	
93.837	Cardiovascular Diseases Research (Passed through New York University; U01HL105907)	619	5,017 **	
93.837	Cardiovascular Diseases Research (Passed through University of Rochester; 415491-G-002)	619	13,884 **	

State of Iowa
Schedule of Expenditures of Federal Awards
By Federal Department
For the Year Ended June 30, 2014

CFDA Number	Federal Department / Program Name	State Agency (see pg 84)	Federal Expenditures/ Disbursements/ Issuances	Total by CFDA Number/Cluster
<u>U.S. Department of Health and Human Services (continued)</u>				
93.837	Cardiovascular Diseases Research (Passed through University of Texas Health Science Center at Houston; 0008573A, R01HL109597)	619	110,480 **	
93.837	Cardiovascular Diseases Research (Passed through University of Toledo; NS 2005-063)	619	3,576 **	
93.837	Cardiovascular Diseases Research (Passed through University of Utah School of Medicine; 10023252-02, 10030816-01, 000162632)	619	232,086 **	
93.837	Cardiovascular Diseases Research (Passed through University of Washington; 724739)	619	52,048 **	
93.837	Cardiovascular Diseases Research	620	141,518 **	
93.837	Cardiovascular Diseases Research (Passed through Arizona State University; 09128)	620	3,153 **	17,285,698
93.838	Lung Diseases Research (\$527,241 provided to subrecipients)	619	8,929,597 **	
93.838	Lung Diseases Research (Passed through Case Western Reserve University; 5P0HL10871)	619	29,881 **	
93.838	Lung Diseases Research (Passed through Columbia University; 5R01HL077612, 1R01HL103676, R01HL114626, R01HL093081)	619	471,340 **	
93.838	Lung Diseases Research (Passed through Harvard University; R37HL066289)	619	8,333 **	
93.838	Lung Diseases Research (Passed through National Jewish Health; R01HL089897)	619	374,907 **	
93.838	Lung Diseases Research (Passed through University of California, San Francisco; R01HL109199)	619	218,917 **	
93.838	Lung Diseases Research (Passed through University of Colorado Denver; R01HL085703)	619	33,384 **	
93.838	Lung Diseases Research (Passed through University of Michigan; 5R01HL09743)	619	63,103 **	
93.838	Lung Diseases Research (Passed through University of Pittsburgh; 5U10HL109152)	619	24,504 **	
93.838	Lung Diseases Research (Passed through University of Wisconsin-Madison; U10HL109168)	619	22,716 **	
93.838	Lung Diseases Research (Passed through Washington University in St. Louis; WU-13-51, WU-14-41, UHL 109257)	619	34,686 **	10,211,368
93.839	Blood Diseases and Resources Research (\$872,640 provided to subrecipients)	619	2,732,930 **	
93.839	Blood Diseases and Resources Research (Passed through BloodCenter of Wisconsin, Inc.; 7P01HL081588-08, 0115-81148)	619	6,759 **	
93.839	Blood Diseases and Resources Research (Passed through Children's Hospital Corporation; 2R01HL069990-08A1)	619	16,090 **	
93.839	Blood Diseases and Resources Research (Passed through Children's Hospital of Philadelphia; U01HL122776)	619	54,960 **	
93.839	Blood Diseases and Resources Research (Passed through Cincinnati Children's Hospital Medical Center; 7R01HL103745-04)	619	4,894 **	
93.839	Blood Diseases and Resources Research (Passed through Medical College of Wisconsin; 5P01HL081588)	619	17,893 **	
93.839	Blood Diseases and Resources Research (Passed through National Marrow Donor Program; 0401)	619	4,868 **	
93.839	Blood Diseases and Resources Research (Passed through New England Research Institutes, Inc.; U01HL072268)	619	6,900 **	
93.839	Blood Diseases and Resources Research (Passed through Virogenics, Inc.; 2R44HL081976-03)	619	80,168 **	
93.839	Blood Diseases and Resources Research (Passed through Washington University in St. Louis; WU-10-213)	619	8,586 **	2,934,048

State of Iowa
Schedule of Expenditures of Federal Awards
By Federal Department
For the Year Ended June 30, 2014

CFDA Number	Federal Department / Program Name	State Agency (see pg 84)	Federal Expenditures/ Disbursements/ Issuances	Total by CFDA Number/Cluster
<u>U.S. Department of Health and Human Services (continued)</u>				
93.846	Arthritis, Musculoskeletal and Skin Diseases Research (\$374,681 provided to subrecipients)	619	5,592,666	**
93.846	Arthritis, Musculoskeletal and Skin Diseases Research (Passed through Boston University; 1R01AR062506-01A1, 2P60AR047785-12, 5R01AR062506-03)	619	57,406	**
93.846	Arthritis, Musculoskeletal and Skin Diseases Research (Passed through New York University; 5R01AR056260)	619	82,628	**
93.846	Arthritis, Musculoskeletal and Skin Diseases Research (Passed through University of Utah; 5R01AR053344-05)	619	43,764	**
93.846	Arthritis, Musculoskeletal and Skin Diseases Research (Passed through Vanderbilt University; R01 AR053684)	619	7,410	**
93.847	Diabetes, Digestive, and Kidney Diseases Extramural Research (\$3,045,602 provided to subrecipients)	619	12,245,976	**
93.847	Diabetes, Digestive, and Kidney Diseases Extramural Research (Passed through Beth Israel Deaconess Medical Center; 5R01DK085185-03, 5RDK085185-04, 01025243)	619	59,340	**
93.847	Diabetes, Digestive, and Kidney Diseases Extramural Research (Passed through Children's Hospital of Philadelphia; U01DK066174)	619	5,773	**
93.847	Diabetes, Digestive, and Kidney Diseases Extramural Research (Passed through Endocrine Society; 5R25DK096937)	619	16,272	**
93.847	Diabetes, Digestive, and Kidney Diseases Extramural Research (Passed through George Washington University; 5-GRD1213-EA25, 5-GRD1314-EA25)	619	296,814	**
93.847	Diabetes, Digestive, and Kidney Diseases Extramural Research (Passed through University of Minnesota)	619	9,695	**
93.847	Diabetes, Digestive, and Kidney Diseases Extramural Research (Passed through University of North Carolina at Chapel Hill; 5-31669)	619	16,101	**
93.847	Diabetes, Digestive, and Kidney Diseases Extramural Research (Passed through University of South Florida; 6119114400/200456)	619	77,101	**
93.847	Diabetes, Digestive, and Kidney Diseases Extramural Research (Passed through Illinois Institute of Technology; SA39311236520)	620	8,022	**
93.847	Diabetes, Digestive, and Kidney Diseases Extramural Research (Passed through Molecular Express Inc.; 1R43DK09803101)	620	27,120	**
93.847	Diabetes, Digestive, and Kidney Diseases Extramural Research (Passed through University of Minnesota; H001213801)	620	28,871	**
93.853	Extramural Research Programs in the Neurosciences and Neurological Disorders (\$1,614,266 provided to subrecipients)	619	16,112,140	**
93.853	Extramural Research Programs in the Neurosciences and Neurological Disorders (Passed through Baylor College of Medicine; 5 P20 NS076916-02, 101822264)	619	89,787	**
93.853	Extramural Research Programs in the Neurosciences and Neurological Disorders (Passed through Beth Israel Deaconess Medical Center; 01025970)	619	2,396	**
93.853	Extramural Research Programs in the Neurosciences and Neurological Disorders (Passed through Brigham and Women's Hospital; 1U01NS082080-01A1)	619	64,412	**
93.853	Extramural Research Programs in the Neurosciences and Neurological Disorders (Passed through Case Western Reserve University; 1 U01 NS083083-01, 5 U01 NS082083, U01NS082329)	619	138,203	**

State of Iowa
Schedule of Expenditures of Federal Awards
By Federal Department
For the Year Ended June 30, 2014

CFDA Number	Federal Department / Program Name	State Agency (see pg 84)	Federal Expenditures/ Disbursements/ Issuances	Total by CFDA Number/Cluster
<u>U.S. Department of Health and Human Services (continued)</u>				
93.853	Extramural Research Programs in the Neurosciences and Neurological Disorders (Passed through Johns Hopkins University; U01NS06285-01A1, 1U01NS082085-02)	619	198,637	**
93.853	Extramural Research Programs in the Neurosciences and Neurological Disorders (Passed through Massachusetts General Hospital; U01 NS052592, 1U01NS0827079-01A1)	619	119,594	**
93.853	Extramural Research Programs in the Neurosciences and Neurological Disorders (Passed through North Shore-Long Island Jewish Health System; 1U01NS083173-01)	619	224,570	**
93.853	Extramural Research Programs in the Neurosciences and Neurological Disorders (Passed through Ohio State University; U01NS079163)	619	17,435	**
93.853	Extramural Research Programs in the Neurosciences and Neurological Disorders (Passed through Oregon Health Sciences University; 1002449-UIOWA)	619	77,548	**
93.853	Extramural Research Programs in the Neurosciences and Neurological Disorders (Passed through Regents of the University of California; 1R21NS081487-01)	619	34,740	**
93.853	Extramural Research Programs in the Neurosciences and Neurological Disorders (Passed through University of British Columbia; U01NS03852909)	619	33,043	**
93.853	Extramural Research Programs in the Neurosciences and Neurological Disorders (Passed through University of California, Irvine; 2011-2651)	619	14,011	**
93.853	Extramural Research Programs in the Neurosciences and Neurological Disorders (Passed through University of Miami; 5R01NS075764-02)	619	97,660	**
93.853	Extramural Research Programs in the Neurosciences and Neurological Disorders (Passed through University of Michigan; 1R01NS077946-01A1) (\$15,003 provided to subrecipients)	619	134,114	**
93.853	Extramural Research Programs in the Neurosciences and Neurological Disorders (Passed through University of Minnesota; N635674501)	619	25,675	**
93.853	Extramural Research Programs in the Neurosciences and Neurological Disorders (Passed through University of South Dakota; R01NS046367)	619	95,719	**
93.853	Extramural Research Programs in the Neurosciences and Neurological Disorders (Passed through University of Utah; U01NS082086)	619	160,296	**
93.853	Extramural Research Programs in the Neurosciences and Neurological Disorders (Passed through University of Washington, Seattle; 5R01NS058658-04)	619	1,378	**
93.853	Extramural Research Programs in the Neurosciences and Neurological Disorders (Passed through Washington University in St. Louis; WU-08-72)	619	100	**
93.853	Extramural Research Programs in the Neurosciences and Neurological Disorders (Passed through Yale University; A09014, 1U01NS084495-01A1)	619	33,255	**
93.853	Extramural Research Programs in the Neurosciences and Neurological Disorders	620	1,046,817	**
93.853	Extramural Research Programs in the Neurosciences and Neurological Disorders (Passed through Harbor University of California at Los Angeles Medical Center; 20954IAS)	620	74,117	**

State of Iowa
Schedule of Expenditures of Federal Awards
By Federal Department
For the Year Ended June 30, 2014

CFDA Number	Federal Department / Program Name	State Agency (see pg 84)	Federal Expenditures/ Disbursements/ Issuances	Total by CFDA Number/Cluster
<u>U.S. Department of Health and Human Services (continued)</u>				
93.853	Extramural Research Programs in the Neurosciences and Neurological Disorders (Passed through Medical College of Wisconsin; PO1452670)	620	129,189 **	
93.853	Extramural Research Programs in the Neurosciences and Neurological Disorders (Passed through Nationwide Children's Hospital; 698511, 698513)	620	72,423 **	18,997,259
93.855	Allergy, Immunology and Transplantation Research (\$1,888,033 provided to subrecipients)	619	13,990,539 **	
93.855	Allergy, Immunology and Transplantation Research (Passed through Banaras Hindu University; 2P50AI074321-06)	619	5,882 **	
93.855	Allergy, Immunology and Transplantation Research (Passed through Cincinnati Children's Hospital Medical Center; 1R01AI088372-01)	619	91,181 **	
93.855	Allergy, Immunology and Transplantation Research (Passed through Duke University; 2033025)	619	20 **	
93.855	Allergy, Immunology and Transplantation Research (Passed through George Mason University; 5R01-AI0043894-12)	619	21,626 **	
93.855	Allergy, Immunology and Transplantation Research (Passed through ImmuVen, Inc.; IMM-IA01)	619	1,359 **	
93.855	Allergy, Immunology and Transplantation Research (Passed through Rutgers University; R01AI73491)	619	31,597 **	
93.855	Allergy, Immunology and Transplantation Research (Passed through University of Kansas Medical Center Research Institute, Inc.; R21AI863510A)	619	14,889 **	
93.855	Allergy, Immunology and Transplantation Research (Passed through University of Medicine and Dentistry of New Jersey; 191755)	619	3,341 **	
93.855	Allergy, Immunology and Transplantation Research (Passed through University of Nebraska Medical Center; UNMC 34-5301-2054-504, 34-5301-2054-505)	619	271,039 **	
93.855	Allergy, Immunology and Transplantation Research (Passed through University of Texas Medical Branch; 5U54AI057156-10)	619	68,836 **	
93.855	Allergy, Immunology and Transplantation Research (Passed through University of Wisconsin-Madison; 473K185)	619	38,858 **	
93.855	Allergy, Immunology and Transplantation Research (Passed through Washington University; WU-12-266, WU-13-222, WU-13-224, WU-14-01, WU-14-10, 5U54AI05716010)	619	475,424 **	
93.855	Allergy, Immunology and Transplantation Research (\$1,193,232 provided to subrecipients)	620	3,646,382 **	
93.855	Allergy, Immunology and Transplantation Research (Passed through Mapp Biopharmaceuticals, Inc.; 701506, 702501)	620	286,389 **	
93.855	Allergy, Immunology and Transplantation Research (Passed through University of Georgia; RR2113754893926)	620	15,823 **	18,963,185
93.859	Biomedical Research and Research Training (\$22,651 provided to subrecipients)	619	7,972,906 **	
93.859	Biomedical Research and Research Training (Passed through Michigan State University; R01GM080255)	619	1,568 **	
93.859	Biomedical Research and Research Training (Passed through Molecular Targeting Technologies, Inc.; 1R43GM108470-01)	619	34,572 **	
93.859	Biomedical Research and Research Training (Passed through University of California, Davis; R01CA152313)	619	7,765 **	
93.859	Biomedical Research and Research Training (Passed through University of California, San Diego; 10319169-003)	619	165,507 **	
93.859	Biomedical Research and Research Training (Passed through University of Chicago; 5U54GM087519-04)	619	119,900 **	

State of Iowa
Schedule of Expenditures of Federal Awards
By Federal Department
For the Year Ended June 30, 2014

CFDA Number	Federal Department / Program Name	State Agency (see pg 84)	Federal Expenditures/ Disbursements/ Issuances	Total by CFDA Number/Cluster
<u>U.S. Department of Health and Human Services (continued)</u>				
93.859	Biomedical Research and Research Training (Passed through University of Nebraska Medical Center; 1R01GM101167-0, 5R01GM101167-02)	619	37,338 **	
93.859	Biomedical Research and Research Training (Passed through University of Pittsburgh; 0021102(121768-17))	619	23,040 **	
93.859	Biomedical Research and Research Training (\$383,338 provided to subrecipients)	620	2,867,831 **	
93.859	Biomedical Research and Research Training (Passed through University of Alabama; 000426114001)	620	103,700 **	11,334,127
93.865	Child Health and Human Development Extramural Research (\$43,584 provided to subrecipients)	619	3,401,085 **	
93.865	Child Health and Human Development Extramural Research (Passed through Arkansas Children's Hospital Research Institute; 2R01HD039054)	619	12,377 **	
93.865	Child Health and Human Development Extramural Research (Passed through Brown University; R21HD070177)	619	9,845 **	
93.865	Child Health and Human Development Extramural Research (Passed through Children's Hospital of Boston; 5P01HD03679-15, 5R01HD61336)	619	4,046 **	
93.865	Child Health and Human Development Extramural Research (Passed through Michigan State University; R21HD078566)	619	15,471 **	
93.865	Child Health and Human Development Extramural Research (Passed through Research Triangle Institute, International; 0212456, U10HD053109, HD036790)	619	145,872 **	
93.865	Child Health and Human Development Extramural Research (Passed through Southern Illinois University; R01HD069377)	619	83,200 **	
93.865	Child Health and Human Development Extramural Research (Passed through University of California, Los Angeles; R01HD070985)	619	32,160 **	
93.865	Child Health and Human Development Extramural Research (Passed through University of Michigan; R01HD067184)	619	26,949 **	
93.865	Child Health and Human Development Extramural Research (Passed through University of Wisconsin-Madison; R01HD071089)	619	81,127 **	
93.865	Child Health and Human Development Extramural Research (Passed through Washington University; K12HD000849)	619	21,197 **	
93.865	Child Health and Human Development Extramural Research (\$19,986 provided to subrecipients)	620	39,781 **	
93.865	Child Health and Human Development Extramural Research (Passed through Baylor College of Medicine; 101494127)	620	82 **	
93.865	Child Health and Human Development Extramural Research (Passed through University of California; 20101456504)	620	20,384 **	3,893,576
93.866	Aging Research (\$810,433 provided to subrecipients)	619	3,542,017 **	
93.866	Aging Research (Passed through Alzheimer's Disease Cooperative Study; 135-00-ADCS; 2U01AG024904-06)	619	126,141 **	
93.866	Aging Research (Passed through Emmyon, Inc.; 1R43AG044898-01)	619	44,178 **	
93.866	Aging Research (Passed through Johns Hopkins University; 1U01AG032947)	619	19,730 **	
93.866	Aging Research (Passed through Medical Decision Logic, Inc.; 9R44AG038316-04)	619	10,401 **	
93.866	Aging Research (Passed through Minneapolis Medical Research Foundation; U01AG029824)	619	26,546 **	
93.866	Aging Research (Passed through University of California, San Diego; 2U19AG010483-22)	619	188 **	
93.866	Aging Research (Passed through University of Michigan; U01AG009740)	619	117,387 **	

State of Iowa
Schedule of Expenditures of Federal Awards
By Federal Department
For the Year Ended June 30, 2014

CFDA Number	Federal Department / Program Name	State Agency (see pg 84)	Federal Expenditures/ Disbursements/ Issuances	Total by CFDA Number/Cluster
<u>U.S. Department of Health and Human Services (continued)</u>				
93.866	Aging Research (Passed through University of North Carolina at Chapel Hill; R21AG043668)	619	7,549 **	
93.866	Aging Research (Passed through University of Pittsburgh; 5U01A012553)	619	65,447 **	
93.866	Aging Research (Passed through University of Southern California; 129097)	619	21 **	
93.866	Aging Research (Passed through Vanderbilt University)	619	7,925 **	
93.866	Aging Research (Passed through Metabolic Technologies, Inc.; Nutrition Intervention)	620	8,771 **	3,976,301
93.867	Vision Research (\$75,078 provided to subrecipients)	619	6,683,805 **	
93.867	Vision Research (Passed through Children's Hospital of Philadelphia; 8-R01EY021137)	619	27,838 **	
93.867	Vision Research (Passed through Jaeb Center for Health Research; U01EY14231)	619	52,531 **	
93.867	Vision Research (Passed through St. Luke's Roosevelt Institute for Health Sciences; 5U10EY017281)	619	139,910 **	
93.867	Vision Research (Passed through Trustees of Columbia University; 5R01EY002115-36)	619	49,523 **	
93.867	Vision Research (Passed through University of Washington, Seattle; 7 R01 CA155454-03)	619	83,949 **	
93.867	Vision Research (Passed through University of Louisville; 101075)	620	3,582 **	7,041,138
93.879	Medical Library Assistance	619	106,822 **	
93.879	Medical Library Assistance (Passed through Board of Trustees of the University of Illinois; HHSN-276-2011-00005C)	619	5,000 **	111,822
93.884	Grants for Primary Care Training and Enhancement	619	640,659	640,659
93.887	Health Care and Other Facilities	619	1,060,343	
93.887	Health Care and Other Facilities	620	220,434 **	1,280,777
93.889	National Bioterrorism Hospital Preparedness Program (\$2,004,623 provided to subrecipients)	588	2,980,197	2,980,197
93.913	Grants to States for Operation of Offices of Rural Health (\$11,460 provided to subrecipients)	588	172,524	172,524
93.917	HIV Care Formula Grants (\$1,961,631 provided to subrecipients)	588	3,947,072	3,947,072
93.918	Grants to Provide Outpatient Early Intervention Services with Respect to HIV Disease (\$245 provided to subrecipients)	619	671,536	671,536
93.938	Cooperative Agreements to Support Comprehensive School Health Programs to Prevent the Spread of HIV and Other Important Health Problems	282	78,806	78,806
93.940	HIV Prevention Activities_Health Department Based (\$223,485 provided to subrecipients)	588	950,375	950,375
93.944	Human Immunodeficiency Virus (HIV)/Acquired Immunodeficiency Virus Syndrome (AIDS) Surveillance	588	206,001	206,001
93.945	Assistance Programs for Chronic Disease Prevention and Control (\$346,040 provided to subrecipients)	588	1,056,988	1,056,988
93.946	Cooperative Agreements to Support State-Based Safe Motherhood and Infant Health Initiative Programs (\$68,252 provided to subrecipients)	588	197,736	197,736
93.958	Block Grants for Community Mental Health Services (\$2,550,313 provided to subrecipients)	401	2,705,458	2,705,458
93.959	Block Grants for Prevention and Treatment of Substance Abuse (\$12,578,408 provided to subrecipients)	588	13,439,091	13,439,091
93.969	PPHF-2012 Geriatric Education Centers (\$29,210 provided to subrecipients)	619	413,045	413,045
93.977	Preventive Health Services_Sexually Transmitted Diseases Control Grants (\$288,166 provided to subrecipients)	588	711,451	711,451

State of Iowa
Schedule of Expenditures of Federal Awards
By Federal Department
For the Year Ended June 30, 2014

CFDA Number	Federal Department / Program Name	State Agency (see pg 84)	Federal Expenditures/ Disbursements/ Issuances	Total by CFDA Number/Cluster
<u>U.S. Department of Health and Human Services (continued)</u>				
93.989	International Research and Research Training (\$20,436 provided to subrecipients)	619	379,377 **	379,377
93.991	Preventive Health and Health Services Block Grant (\$84,869 provided to subrecipients)	588	863,481	863,481
93.994	Maternal and Child Health Services Block Grant to the States (\$4,770,739 provided to subrecipients)	588	5,713,815	
93.994	Maternal and Child Health Services Block Grant to the States (Passed through South Dakota Department of Health; B04MC17039)	619	14,521	5,728,336
<u>Aging Cluster:</u>				
93.044	Special Programs for the Aging Title III, Part B Grants for Supportive Services and Senior Centers (\$3,786,695 provided to subrecipients)	297	4,036,917	
93.045	Special Programs for the Aging Title III, Part C Nutrition Services (\$6,904,559 provided to subrecipients)	297	7,112,626	
93.053	Nutrition Services Incentive Program (\$1,910,041 provided to subrecipients)	297	1,910,041	13,059,584
<u>CCDF Cluster:</u>				
93.575	Child Care and Development Block Grant (\$8,573,290 provided to subrecipients)	401	47,816,952	
93.596	Child Care Mandatory and Matching Funds of the Child Care and Development Fund (\$543,611 provided to subrecipients)	401	21,642,032	69,458,984
<u>Medicaid Cluster:</u>				
93.775	State Medicaid Fraud Control Units	427	766,210	
93.777	State Survey and Certification of Health Care Providers and Suppliers (Title XVIII) Medicare	427	8,210,192	
93.778	Medical Assistance Program (\$3,166,986 provided to subrecipients)	401	2,425,631,462	
93.778	ARRA - Medical Assistance Program	401	26,960,818	
			<u>2,452,592,280</u>	<u>2,461,568,682</u>
93.000	Other Federal Assistance:			
	Unknown Title (Passed through Advanced Brain Monitoring, Inc.; HHSN271201200019C)	619	222,787	
	Unknown Title (Passed through Ohio State University; HHSN268201100002C)	619	258,478	
	Unknown Title (\$572,191 provided to subrecipients)	619	7,805,418 **	
	Unknown Title (Passed through Advanced Brain Monitoring, Inc.; HHSN271201100009C)	619	2,802 **	
	Unknown Title (Passed through Biomedical Research Models, Inc.)	619	1,687 **	
	Unknown Title (Passed through Board of Regents of the University of Wisconsin System; N01-CN-35153)	619	28,605 **	
	Unknown Title (Passed through Cerro Gordo County Department of Public Health; 1UE2EH000726-01)	619	39,372 **	
	Unknown Title (Passed through Children's Hospital of Philadelphia; CHOP-MA-O-FP00013087-SUB99-1)	619	17 **	
	Unknown Title (Passed through Columbia University; HHSN268200900017C)	619	35,998 **	
	Unknown Title (Passed through Emmes Corporation; U01NS02683501A1, HHSN272201000049I)	619	60,129 **	
	Unknown Title (Passed through Harvard Pilgrim Health Care, Inc.; HHSF22320091000061, HHSF22301006T0003, HHSF22301009T0006, HHSF22301009T0010, HHSF22301012T004)	619	317,718 **	

State of Iowa
Schedule of Expenditures of Federal Awards
By Federal Department
For the Year Ended June 30, 2014

CFDA Number	Federal Department / Program Name	State Agency (see pg 84)	Federal Expenditures/ Disbursements/ Issuances	Total by CFDA Number/Cluster
<u>U.S. Department of Health and Human Services (continued)</u>				
	Unknown Title (Passed through ICF Incorporated, LLC; HHSN316201200028W)	619	35,144 **	
	Unknown Title (Passed through Immune Tolerance Network; N01-AI-15416)	619	53,806 **	
	Unknown Title (Passed through Jaeb Center for Health Research; U01 HD41890)	619	29,059 **	
	Unknown Title (Passed through Mayo Clinic.;	619	8,643 **	
	HHSN261201100099C)			
	Unknown Title (Passed through Minneapolis Medical Research Foundation; HHSN268201100027C)	619	43,118 **	
	Unknown Title (Passed through National Jewish Health; HHSN272201000020C)	619	174,274 **	
	Unknown Title (Passed through Science Applications International Corporation; HHSN261200800001E)	619	36,403 **	
	Unknown Title (Passed through Social and Scientific Systems, Inc.; CRB-SSS-S-11-001277, HHSN291200555546C, N01-ES-55553)	619	280,988 **	
	Unknown Title (Passed through University of Cincinnati; HHSF223201110112A)	619	8,644 **	
	Unknown Title (Passed through University of Texas Health Science Center at Tyler; HHSN2752008000035C)	619	29,505 **	
	Unknown Title (Passed through University of Utah; 200-2011-42039)	619	77,353 **	
	Unknown Title (Passed through Wake Forest University; HHSP2337002T)	619	11,337 **	
	Unknown Title (Passed through Westat, Inc.;	619	271,672 **	
	HHSN261201100017C)			
	Unknown Title (Passed through Westat, Inc.; 6048S08)	620	1,665 **	9,834,622
	Total U.S. Department of Health and Human Services		<u>3,308,519,868</u>	<u>3,308,519,868</u>
<u>Corporation for National and Community Service</u>				
94.003	State Commissions	269	168,850	168,850
94.006	AmeriCorps (\$2,547,098 provided to subrecipients)	269	3,872,606	
94.006	AmeriCorps	542	552,529	4,425,135
94.007	Program Development and Innovation Grants	269	14,428	14,428
94.009	Training and Technical Assistance	269	49,356	49,356
94.013	Volunteers in Service to America	269	10,209	10,209
94.020	CNCS Disaster Response Cooperative Agreement	269	19,205	19,205
94.021	Volunteer Generation Fund (\$199,655 provided to subrecipients)	269	262,428	262,428
	Total Corporation for National and Community Service		<u>4,949,611</u>	<u>4,949,611</u>
<u>Executive Office of the President</u>				
95.001	High Intensity Drug Trafficking Areas Program (\$597,358 provided to subrecipients)	595	2,050,338	
95.001	High Intensity Drug Trafficking Areas Program (\$16,091 provided to subrecipients)	642	16,091	2,066,429
	Total Executive Office of the President		<u>2,066,429</u>	<u>2,066,429</u>

State of Iowa
Schedule of Expenditures of Federal Awards
By Federal Department
For the Year Ended June 30, 2014

CFDA Number	Federal Department / Program Name	State Agency (see pg 84)	Federal Expenditures/ Disbursements/ Issuances	Total by CFDA Number/Cluster
<u>Social Security Administration</u>				
96.001	Social Security_Disability Insurance	131	346,288	
96.001	Social Security_Disability Insurance	283	25,470,412	25,816,700
96.008	Social Security - Work Incentives Planning and Assistance Program (\$107,259 provided to subrecipients)	309	118,297	118,297
Total Social Security Administration			25,934,997	25,934,997
<u>U.S. Department of Homeland Security</u>				
97.012	Boating Safety Financial Assistance	542	2,444,848	2,444,848
97.023	Community Assistance Program State Support Services Element (CAP-SSSE)	542	120,984	120,984
97.036	Disaster Grants - Public Assistance (Presidentially Declared Disasters)	542	801,118	
97.036	Disaster Grants - Public Assistance (Presidentially Declared Disasters) (\$217,050,883 provided to subrecipients)	583	222,608,566	223,409,684
97.039	Hazard Mitigation Grant (\$81,815,046 provided to subrecipients)	583	83,640,782	83,640,782
97.041	National Dam Safety Program	542	306,830	306,830
97.042	Emergency Management Performance Grants (\$2,781,340 provided to subrecipients)	583	5,847,805	5,847,805
97.043	State Fire Training Systems Grants	595	22,523	22,523
97.045	Cooperating Technical Partners	542	187,843	187,843
97.047	Pre-Disaster Mitigation	583	152	152
97.050	Presidential Declared Disaster Assistance to Individuals and Households - Other Needs	401	1,656	1,656
97.052	Emergency Operations Center (\$534,000 provided to subrecipients)	583	534,759	534,759
97.061	Centers for Homeland Security (Passed through University of Minnesota; 2010-ST-061-FD0001)	619	98,723 **	
97.061	Centers for Homeland Security (Passed through Kansas State University; S11044, S12052, S14146)	620	127,974 **	
97.061	Centers for Homeland Security (Passed through Texas Agrilife Research; 06S120028)	620	51,480 **	278,177
97.067	Homeland Security Grant Program (\$3,261,551 provided to subrecipients)	583	5,791,476	5,791,476
97.073	State Homeland Security Program (SHSP)	645	655,020	655,020
97.077	Homeland Security Research, Development, Testing, Evaluation, and Demonstration of Technologies Related to Nuclear Threat Detection (\$109,565 provided to subrecipients)	620	273,018 **	273,018
97.089	Driver's License Security Grant Program	645	687,500	687,500
Total U.S. Department of Homeland Security			324,203,057	324,203,057
<u>U.S. Agency for International Development</u>				
98.001	USAID Foreign Assistance for Programs Overseas (Passed through Colorado State University; G9650047)	620	132,156 **	
98.001	USAID Foreign Assistance for Programs Overseas (Passed through International Fertilizer Development Center)	620	153,223 **	
98.001	USAID Foreign Assistance for Programs Overseas (Passed through Michigan State University; 612950, RC062950) (\$178,725 provided to subrecipients)	620	282,923 **	
98.001	USAID Foreign Assistance for Programs Overseas (Passed through National Academies; PGA2000003656)	620	10,544 **	

State of Iowa
Schedule of Expenditures of Federal Awards
By Federal Department
For the Year Ended June 30, 2014

CFDA Number	Federal Department / Program Name	State Agency (see pg 84)	Federal Expenditures/ Disbursements/ Issuances	Total by CFDA Number/Cluster
<u>U.S. Agency for International Development (continued)</u>				
98.001	USAID Foreign Assistance for Programs Overseas (Passed through Ohio State University; 60030090)	620	228,736 **	807,582
98.004	Non-Governmental Organization Strengthening (NGO) (\$34,624 provided to subrecipients)	619	107,746	107,746
98.009	The John Ogonowski Farmer-to-Farmer Program (Passed through Weidemann Associates, Inc.; 1071205054)	620	4,938	4,938
98.000	Other Federal Assistance:			
	Unknown Title (Passed through Management Sciences for Health; LMG-12-13) (\$269,198 provided to subrecipients)	619	955,071	
	Unknown Title (Passed through Chemonics International Inc.; APSPISU001)	620	7,559 **	
	Unknown Title (Passed through Fintrac; Methodology Seed Policy)	620	39,458 **	
	Unknown Title (Passed through International Food Policy Institute; 2011X019ISU)	620	18,372 **	
	Unknown Title (Passed through University of California; 01625898, 01625889, 20130173402)	620	44,936 **	1,065,396
	Total U.S. Agency for International Development		1,985,662	1,985,662
			\$ 6,912,142,244	6,912,142,244

* Combined student financial assistance expenditures treated as a major federal financial assistance program.

** Research and development grant expenditures treated as a major federal financial assistance program.

State of Iowa

Notes to Schedule of Expenditures of Federal Awards

For the Year Ended June 30, 2014

(1) Significant Accounting Policies

Office of Management and Budget (OMB) Circular A-133, Audits of States, Local Governments, and Non-Profit Organizations, requires a Schedule of Expenditures of Federal Awards showing total federal awards expended for each individual federal program. Programs listed in the Catalog of Federal Domestic Assistance (CFDA) are so identified. Programs not in the catalog are identified as other federal assistance.

A. Reporting Entity

The reporting entity includes all State departments and other entities included in the State's Comprehensive Annual Financial Report, except for the Iowa Finance Authority and the University Foundations, which are discretely presented component units.

B. Basis of Presentation

In accordance with OMB Circular A-133, federal financial assistance is defined as assistance which non-federal entities receive or administer in the form of grants, loans, loan guarantees, property (including donated surplus property), cooperative agreements, interest subsidies, insurance, food commodities, direct appropriations and other assistance, but does not include amounts received as reimbursement for services rendered to individuals.

Type A programs, as defined by OMB Circular A-133, are those programs for the State of Iowa which exceeded \$17,000,000 in federal awards expended during the year ended June 30, 2014.

C. Basis of Accounting

Expenditures are presented on the modified accrual basis of accounting except for those of the Enterprise, Universities and Unemployment Benefits Funds which are presented on the accrual basis.

D. Grantees

Assistance received directly from the federal government is shown by the grantee receiving the funds. Assistance received from other entities is so noted.

(2) Non-Cash Assistance

Non-cash assistance was as follows:

Type	Issuances Year Ended June 30, 2014	Inventory June 30, 2014
Commodities	\$ 15,919,109	694,065
Vaccines	26,610,683	88,673

Donated federal surplus personal property inventory is presented at the fair market value of the property received. The fair market value was estimated to be 23.3% of the property's original acquisition value, which was provided by the U.S. General Services Administration. This property was not reported in the State's Comprehensive Annual Financial Report.

(3) Federally Funded Loan Programs

Loan balances, including American Recovery and Reinvestment Act of 2009 (ARRA) related balances, of federally funded loan programs at June 30, 2014 were as follows:

CFDA No.	Program	Outstanding Loans June 30, 2014
14.228	Community Development Block Grants/ State's Program and Non-Entitlement Grants in Hawaii	\$ 39,553,581
66.458	Capitalization Grants for Clean Water State Revolving Funds, net of \$2,304,921 of forgivable loans	992,951,048*
66.458	ARRA - Capitalization Grants for Clean Water State Revolving Funds, net of \$1,575,000 of forgivable loans	18,406,987
66.468	Capitalization Grants for Drinking Water State Revolving Funds, net of \$4,416,556 of loan losses and forgivable loans	378,999,726*
66.468	ARRA - Capitalization Grants for Drinking Water State Revolving Funds, net of \$2,735,000 of forgivable loans	4,922,000
84.038	Federal Perkins Loan Program_Federal Capital Contributions	42,755,970
93.264	Nurse Faculty Loan Program (NFLP)	681,326
93.342	Health Professions Student Loans, Including Primary Care Loans/Loans for Disadvantaged Students	11,207,077
93.364	Nursing Student Loans	2,195,629

* The outstanding loans consist of federal and state funds.

(4) Unemployment Insurance

Unemployment insurance expenditures, including ARRA related expenditures, for the year ended June 30, 2014, reported as CFDA No. 17.225, include the following:

Federal funds	\$ 72,053,970
State funds	<u>492,446,400</u>
Total	<u>\$ 564,500,370</u>

(5) Supplemental Nutrition Assistance Program

The reported expenditures for benefits under the Supplemental Nutrition Assistance Program (SNAP) (CFDA No. 10.551) are supported by both regularly appropriated funds and incremental funding made available under section 101 of the American Recovery and Reinvestment Act of 2009 (ARRA). The portion of total expenditures for SNAP benefits supported by ARRA funds varies according to fluctuations in the cost of the Thrifty Food Plan and changes in participating households' income, deductions and assets. This condition prevents USDA from obtaining the regular and ARRA components of SNAP benefits expenditures through normal program reporting processes. As an alternative, the U.S. Department of Agriculture (USDA) has computed a weighted average percentage to be applied to the national aggregate SNAP benefits provided to households in order to allocate an appropriate portion thereof to ARRA funds. This methodology generates valid results at the national aggregate level, but not at the individual State level. Therefore, we cannot validly disaggregate the regular and ARRA components of reported expenditures for SNAP benefits. At the national aggregate level, however, ARRA funds account for approximately 0.64% of USDA's total expenditures for SNAP benefits in the federal fiscal year ended September 30, 2014.

State of Iowa

State of Iowa

State of Iowa
Schedule of Findings and Questioned Costs
For the Year Ended June 30, 2014

Part I: Summary of the Independent Auditor's Results:

- (a) Unmodified opinions were issued on the financial statements.
- (b) Significant deficiencies and a material weakness in internal control over financial reporting were disclosed by the audit of the financial statements. These are reported under separate cover.
- (c) The audit did not disclose any non-compliance which is material to the financial statements.
- (d) Significant deficiencies in internal control over the major programs were disclosed by the audit of the financial statements, none of which were considered to be material weaknesses.
- (e) The independent auditor's report on compliance for the major programs expressed an unmodified opinion for each major program.
- (f) The audit disclosed findings which were required to be reported in accordance with Office of Management and Budget Circular A-133, Section .510(a).
- (g) Major programs were as follows:
 - CFDA Number 10.557 – Special Supplemental Nutrition Program for Women, Infants, and Children
 - CFDA Number 10.558 – Child and Adult Care Food Program
 - CFDA Number 12.401 – National Guard Military Operations and Maintenance (O&M) Projects
 - CFDA Number 14.228 – Community Development Block Grants/State's Program and Non-Entitlement Grants in Hawaii
 - CFDA Number 17.225 – Unemployment Insurance
CFDA Number 17.225 – ARRA - Unemployment Insurance
 - CFDA Number 64.015 – Veterans State Nursing Home Care
 - CFDA Number 66.458 – Capitalization Grants for Clean Water State Revolving Funds
 - CFDA Number 66.468 – Capitalization Grants for Drinking Water State Revolving Funds
 - CFDA Number 84.010 – Title I Grants to Local Educational Agencies
 - CFDA Number 84.048 – Career and Technical Education - Basic Grants to States
 - CFDA Number 84.367 – Improving Teacher Quality State Grants

State of Iowa

Schedule of Findings and Questioned Costs

For the Year Ended June 30, 2014

- CFDA Number 93.268 – Immunization Cooperative Agreements
- CFDA Number 93.505 – Affordable Care Act (ACA) Maternal, Infant, and Early Childhood Home Visiting Program
- CFDA Number 93.558 – Temporary Assistance for Needy Families
- CFDA Number 93.563 – Child Support Enforcement
- CFDA Number 93.568 – Low-Income Home Energy Assistance
- CFDA Number 93.658 – Foster Care_Title IV-E
- CFDA Number 93.659 – Adoption Assistance
- CFDA Number 93.767 – Children’s Health Insurance Program
- CFDA Number 96.001 – Social Security_Disability Insurance
- CFDA Number 97.036 – Disaster Grants - Public Assistance (Presidentially Declared Disasters)
- Clustered Programs:
 - Snap Cluster:
 - CFDA Number 10.551 – Supplemental Nutrition Assistance Program
 - CFDA Number 10.561 – State Administrative Matching Grants for the Supplemental Nutrition Assistance Program
 - Child Nutrition Cluster:
 - CFDA Number 10.553 – School Breakfast Program
 - CFDA Number 10.555 – National School Lunch Program
 - CFDA Number 10.556 – Special Milk Program for Children
 - CFDA Number 10.559 – Summer Food Service Program for Children
 - Employment Service Cluster:
 - CFDA Number 17.207 – Employment Service/Wagner-Peyser Funded Activities
 - CFDA Number 17.801 – Disabled Veterans’ Outreach Program (DVOP)
 - CFDA Number 17.804 – Local Veterans’ Employment Representative Program
 - Highway Planning and Construction Cluster:
 - CFDA Number 20.205 – Highway Planning and Construction
 - CFDA Number 20.205 – ARRA - Highway Planning and Construction
 - CFDA Number 20.219 – Recreational Trails Program
 - Transit Services Programs Cluster:
 - CFDA Number 20.513 – Enhanced Mobility of Seniors and Individuals with Disabilities
 - CFDA Number 20.516 – Job Access And Reverse Commute Program
 - CFDA Number 20.521 – New Freedom Program

State of Iowa

Schedule of Findings and Questioned Costs

For the Year Ended June 30, 2014

Special Education Cluster (IDEA):

CFDA Number 84.027 – Special Education_Grants to States

CFDA Number 84.173 – Special Education_Preschool Grants

Aging Cluster:

CFDA Number 93.044 – Special Programs for the Aging_Title III, Part B_Grants
For Supportive Services and Senior Centers

CFDA Number 93.045 – Special Programs for the Aging_Title III, Part
C_Nutrition Services

CFDA Number 93.053 – Nutrition Services Incentive Program

Medicaid Cluster:

CFDA Number 93.775 – State Medicaid Fraud Control Units

CFDA Number 93.777 – State Survey and Certification of Health Care
Providers and Suppliers (Title XVIII) Medicare

CFDA Number 93.778 – Medical Assistance Program

CFDA Number 93.778 – ARRA - Medical Assistance Program

Student Financial Assistance Cluster:

(See * on the Schedule of Expenditures of Federal Awards)

Research and Development Cluster:

(See ** on the Schedule of Expenditures of Federal Awards)

- (h) The dollar threshold used to distinguish between Type A and Type B programs was \$17,000,000.
- (i) The State of Iowa did not qualify as a low-risk auditee.

State of Iowa
Schedule of Findings and Questioned Costs
For the Year Ended June 30, 2014

Part II: Findings Related to the Financial Statements:

INTERNAL CONTROL DEFICIENCIES:

Reported under separate cover.

INSTANCES OF NON-COMPLIANCE:

No matters were noted.

State of Iowa

Schedule of Findings and Questioned Costs

For the Year Ended June 30, 2014

Key to Numbering of Findings in Part III:

Part III Example: 14-III-USDA-401-1

- 14 – Fiscal Year Finding reported in (i.e. Fiscal Year Ended June 30, 2014).
- III – Part Number of the Schedule of Findings and Questioned Costs.
- USDA – Federal Agency identification. In this case, the U.S. Department of Agriculture. See table of Federal Agencies by Agency Identification on page 83.
- 401 – State Agency identification number. In this case, the Iowa Department of Human Services. See table of Iowa State Agencies by Agency Number on page 84.
- 1 – Comment Number for the Federal Agency.

Federal Numbering System Example: 2014-001

- 2014 – Fiscal Year Finding reported in (i.e. Fiscal Year Ended June 30, 2014).
- 001 – Comment Number.

Schedule of Findings and Questioned Costs

For the Year Ended June 30, 2014

Part III: Findings and Questioned Costs For Federal Awards:

U.S. Department of Agriculture

INSTANCES OF NON-COMPLIANCE:

CFDA Number: 10.551 – Supplemental Nutrition Assistance Program

Agency Number: 008016199S6008

Federal Award Year: 2014

Iowa Department of Human Services

**14-III-USDA-401-1
(2014-001)**

Supplemental Nutrition Assistance Program (SNAP) Overpayment – In response to the economic downturn, the federal government provided a temporary expansion of SNAP benefits, which expired November 1, 2013. As a result of the expiration of the temporary expansion, the Department recalculated the SNAP benefits and, on October 4, 2013, sent a notice of decision informing beneficiaries about the change in their SNAP benefits. However, due to a system error, the recalculation of benefits did not include approximately 21,000 households. The Department recalculated benefits for the excluded households and sent a notice of decision, on November 1, 2013, to households who had a change in benefits. The reduction in benefits ranged from \$11 per month for a household of one to \$65 per month for a household of eight.

SNAP benefits of \$51,249 for 4,481 households were provided to recipients in excess of the maximum monthly benefit. Since federal funds are not requested until benefits are redeemed, the actual overpayment is not known at this time.

Recommendation – The Department should determine the actual SNAP benefits used in excess of the maximum allowable amount and repay the federal government for any benefits overpaid.

Response and Corrective Action Planned – The Department made the decision not to file claims based on the administrative burden of pursuing the collection of between \$1 and \$89 for each of the food assistance cases in question.

The Department has reviewed the cases included in the system issue and calculated the amount of overpayment for each case. The Department is currently in the process of determining if any of the cases in question have already had benefits recouped. Upon final determination of the overpayment amount, the Department will work with the federal Food and Nutrition Service (FNS) to determine the most appropriate way to handle the system issues and the method of returning the overpayments to FNS.

Conclusion – Response accepted.

State of Iowa

Schedule of Findings and Questioned Costs

For the Year Ended June 30, 2014

INTERNAL CONTROL DEFICIENCIES:

CFDA Number: 10.557 – Special Supplemental Nutrition Program for Women, Infants, and Children (WIC)

Agency Number: 2013IW100343, 2014IW100343

Federal Award Year: 2013, 2014

Iowa Department of Public Health

**14-III-USDA-588-2
(2014-002)**

Vendor Monitoring – The Code of Federal Regulations, 7 CFR 246.12, requires the Department to conduct compliance investigations, which consist of inventory audits and/or compliance buys, on a minimum of 5% of the authorized WIC vendors. The Department is required to notify the vendor in writing when the investigation reveals an initial incidence of a vendor violation. For one of 26 vendors tested, the Department did not maintain documentation the vendor was notified in writing of its low inventory violation.

Recommendation – The Department should ensure documentation of written notifications to vendors is maintained.

Response and Corrective Action Planned – The Department will follow the regulations as stated in 7 CFR 246.12, which requires all vendors be notified in writing when an investigation reveals an incidence of a vendor violation. To ensure documentation of written notification to vendors is being maintained, it will be the responsibility of the person initiating the letter to immediately file this letter in the vendor files located within the Bureau of Nutrition and Health Promotion.

Documentation that the letter has been created and delivered to the vendor will be added to the comment column of the annual Vendor Monitoring Report Spreadsheet. The Vendor Monitoring Report Spreadsheet will be reviewed quarterly and confirmation of documentation being entered in the vendor's file will be conducted by a member of the WIC Vendor Section. WIC Vendor staff will then provide a report to the State WIC Director regarding the quarterly review results.

Conclusion – Response accepted.

State of Iowa

Schedule of Findings and Questioned Costs

For the Year Ended June 30, 2014

U.S. Department of Education

INSTANCES OF NON-COMPLIANCE:

No matters were noted.

INTERNAL CONTROL DEFICIENCIES:

CFDA Number: 84.027 – Special Education_Grants to States
Agency Number: H027A110097, H027A120097, H027A130136
Federal Award Year: 2012, 2013, 2014
Iowa Department of Education

CFDA Number: 84.173 – Special Education_Preschool Grants
Agency Number: H173A110102, H173A120102
Federal Award Year: 2012, 2013
Iowa Department of Education

14-III-USDE-282-1
(2014-003)

Special Education Final Reports – Area Education Agencies (AEAs) are required to submit final reports to the Department as part of receiving Special Education funding. These reports should be reviewed for both financial and program compliance, which is completed by two different individuals.

The review and approval process, including those performed during the year ended June 30, 2014, is documented through an email server, which went down in August 2014. While agency personnel assert they performed the appropriate review and approvals, the documentation was lost with no backup copy. For 20 of 26 Special Education final reports tested, there was no documentation of the financial and program review and approval.

Recommendation – The Department should establish procedures to ensure documentation of the review and approval process is maintained.

Response and Corrective Action Planned – The Department will comply with this requirement.

Conclusion – Response accepted.

State of Iowa

Schedule of Findings and Questioned Costs

For the Year Ended June 30, 2014

CFDA Number: 84.027 – Special Education Grants to States
Agency Number: H027A110097, H027A120097, H027A130136
Federal Award Year: 2012, 2013, 2014
Iowa Department of Education

CFDA Number: 84.173 – Special Education Preschool Grants
Agency Number: H173A110102, H173A120102
Federal Award Year: 2012, 2013
Iowa Department of Education

14-III-USDE-282-2
(2014-004)

Grant Allocations – Annual allocation spreadsheets for Special Education grants are prepared and reviewed by the Department to ensure the amount allocated to each AEA is properly calculated. For fiscal year 2014, there was no documentation a review of the allocation spreadsheet was performed by an independent person.

Recommendation – The Department should ensure independent review of the allocation spreadsheet is performed and documented.

Response and Corrective Action Planned – The Department will comply with this requirement.

Conclusion – Response accepted.

CFDA Number: 84.367 – Improving Teacher Quality State Grants
Agency Number: S367A120014, S367A130014
Federal Award Year: 2013, 2014
Iowa Department of Education

14-III-USDE-282-3
(2014-005)

Subrecipient Monitoring - Award Notification – OMB Circular A-133, Section .400(d) requires the Department to provide certain award information to its subrecipients. This information includes the CFDA title and number, the award name and number, the award year, the name of the federal agency, the award amount and any applicable compliance requirements. For fiscal year 2014 awards, the Department did not provide the required award information to its subrecipients.

Recommendation – The Department should ensure its subrecipients are notified of the required information each year.

Response and Corrective Action Planned – The Department agrees. This was corrected in the fiscal year 2015 grant award letters. We will continue to provide this information moving forward.

Conclusion – Response accepted.

State of Iowa

Schedule of Findings and Questioned Costs

For the Year Ended June 30, 2014

U.S. Department of Health and Human Services

INSTANCES OF NON-COMPLIANCE:

CFDA Number: 93.558 – Temporary Assistance for Needy Families

Agency Number: 1302IATANF, 1402IATANF

Federal Award Year: 2013, 2014

Iowa Department of Human Services

14-III-HHS-401-1

(2014-006)

Computer Match – Family Investment Program (FIP) – The Department operates FIP utilizing federal funds provided for in the Temporary Assistance for Needy Families (TANF) block grant. Title 4-C-39 of the Employees' Manual provides, in part, "A participant whose needs are included in a FIP grant cannot receive at the same time a grant from any other public assistance program administered by the Department, including foster care and subsidized adoption." Title 17-F-14 of the Employees' Manual provides, in part, "A child shall not concurrently receive subsidized adoption maintenance payments and FIP."

The Department allows a participant to receive both FIP and foster care or FIP and subsidized adoption for the month the child is removed from the home to enter foster care or for the month the child begins receiving subsidized adoption payments.

Although Title 4-C-39 of the Employees' Manual states a participant cannot receive both FIP and foster care assistance at the same time, a letter dated February 14, 2014 from the Administration for Children and Families stated, "Federal TANF regulations allow for concurrent TANF and Title IV-E benefits only if the situation involves a Foster Care placement with a relative. If the placement is with a non-relative, concurrent payment of benefits is only allowable in limited circumstances." A computer match of payment data was performed for cases receiving both FIP and foster care payments during fiscal year 2014. We reviewed 101 cases receiving both FIP and foster care payments during the same month of service. Of the 101 cases reviewed, 19 children, or 19%, received both FIP and foster care payments for an additional one to two months after entering foster care with a non-relative. Although these payments are not in compliance with the Employees' Manual, it is unclear if they meet the exception allowed by the federal government.

A computer match of payment data was performed for cases receiving both FIP and subsidized adoption payments during fiscal year 2014. We reviewed 109 cases receiving both FIP and subsidized adoption payments during the same month of service. Of the 109 cases reviewed, 15 cases, or 14%, improperly received both FIP and subsidized adoption payments for an additional one to twelve months after entering subsidized adoption. The unallowable FIP payments for these 15 cases total \$8,438.

Recommendation – The Department should review its policies and establish procedures which comply with federal regulations to identify concurrent FIP and foster care payments and concurrent FIP and subsidized adoption payments. The Department should review cases identified and determine if recoupment should be performed.

State of Iowa

Schedule of Findings and Questioned Costs

For the Year Ended June 30, 2014

Response and Corrective Action Planned – The Department’s policies and procedures have been reviewed and are in compliance with federal regulations. As indicated in the letter dated February 14, 2014, from the Administration for Children & Families (ACF), there are no federal Title IV-E regulations against concurrent Title IV-E and Family Investment Program (FIP – Iowa’s TANF program) payments. The letter then goes on to clarify consistent with federal regulations and other guidance issued by ACF, when TANF funds can be used with respect to a child in foster care or who has been adopted. Specifically, the letter clarifies the following:

- 1) TANF cannot be used to replace IV-E foster care maintenance payments. Iowa does not use TANF funding for foster care or adoption maintenance. FIP, foster care and adoption are all distinct programs having their own funding streams and payment mechanisms. While concurrent payments may occur, funding and payment methods continue to be distinct for each program.
- 2) TANF can be used for foster care activities “previously authorized” under the state’s former Aid to Families with Dependent Children (AFDC) State Plan prior to TANF. All of Iowa’s TANF expenditures meet one or more of the four TANF purposes or are transferred to Child Care or Social Services Block Grant (SSBG). Therefore Iowa does not use the “previously authorized” provision as the basis for using TANF funding for foster care activities.
- 3) TANF can only be used for assistance for children in their own home or the home of relatives unless the child meets one of the exceptions, including if the child is removed from the home for a temporary absence. For Iowa, this is the only federal TANF restriction applicable to situations when a child receiving FIP is placed in foster care or is adopted. ACF has indicated that the Department’s policy of allowing concurrent payments of FIP and foster care (or adoption) for the month the child enters foster care or is adopted or the month the child returns home, is reasonable. The only remaining issue then is whether after the month a child leaves the FIP home, the absence is temporary. The Department continues to work with staff to document when the child is removed from the home and placed into foster care or an adoption setting, whether the absence is considered temporary pursuant to federal TANF regulations and Departmental policy.

The Department has also worked with field workers on cases not determined to be temporary removals to minimize the concurrent payments and have established procedures to set up a recoupment when a case has an incorrect payment. A centralized recoupment unit was established to process all recoupments when identified. Since SFY12, errors have decreased from 28 percent to 19 percent. All recoupments for the above noted cases have been sent to the centralized unit and recoupments have been established.

Training will be updated and presented to front line eligibility staff and their supervisors in April 2015. In instances where the change occurs during or after the system “cut-off” time and the worker is unable to take immediate action, an automated email will be sent to the worker to notify the worker of the potential for overpayment. If the payment does occur and is not within policy or is not appropriate, the overpayment recoupment request is and will be sent to a centralized unit for timely processing.

Conclusion – Response accepted.

State of Iowa

Schedule of Findings and Questioned Costs

For the Year Ended June 30, 2014

INTERNAL CONTROL DEFICIENCIES:

CFDA Number: 93.268 – Immunization Cooperative Agreements
Agency Number: 5H23IP722542-02, 1H23IP000724-01
Federal Award Year: 2013, 2014
Iowa Department of Public Health

**CFDA Number: 93.505 – Affordable Care Act (ACA) Maternal, Infant and Early
Childhood Home Visiting Program**
Agency Number: X02MC23104, D89MC23537, X02MC26319
Federal Award Year: 2011, 2012, 2013
Iowa Department of Public Health

14-III-HHS-588-2
(2014-007)

Cash Management – Effective cash management procedures provide for minimizing the amount of time between the drawdown/request for federal funds and the disbursement of those funds. They also minimize the amount of state and other federal funds used to supplant programs until federal funds are received.

A review of the Department's records identified the following instances where cash balances were in excess of \$50,000:

- (a) Two instances of six to twenty-five business days for the Immunization program.
- (b) Two instances of twelve to twenty-five business days for the Maternal, Infant and Early Childhood Home Visiting program.

Recommendation – The Department should develop and implement procedures to ensure federal funds are drawn down in amounts sufficient to cover current needs and are disbursed in a timely manner without carrying excessive daily balances.

Response and Corrective Action Planned – The Department has modified the cash management procedures for drawing and disbursement of federal funds to ensure resources are sufficient to cover current needs.

Conclusion – Response accepted.

State of Iowa

Schedule of Findings and Questioned Costs

For the Year Ended June 30, 2014

CFDA Number: 93.268 – Immunization Cooperative Agreements

Agency Number: 5H23IP722542-21, 1H23IP000724-01

Federal Award Year: 2013, 2014

Iowa Department of Public Health

**CFDA Number: 93.505 – Affordable Care Act (ACA) Maternal, Infant and Early
Childhood Home Visiting Program**

Agency Number: D89MC23537

Federal Award Year: 2012

Iowa Department of Public Health

14-III-HHS-588-3

(2014-008)

Federal Funding Accountability and Transparency Reports – The Federal Funding Accountability and Transparency Act (Pub. L. No. 109-282), as amended by Section 6202(a) of the Government Funding Transparency Act of 2008 (Pub. L. No. 111-252), requires prime awardees to submit reports regarding their first-tier subawards to the Federal Funding Accountability and Transparency Act Subaward Reporting System (FSRS). Reports are due for all applicable subrecipient grants by the end of the month subsequent to the month the grants were awarded.

The Department did not report subaward information timely as required by the Federal Funding Accountability and Transparency Act.

Recommendation – The Department should establish policies and procedures to ensure reports are submitted timely and in accordance with the Federal Funding Accountability and Transparency Act.

Response and Corrective Action Planned – The subaward reporting for first-tier subawards was not timely due to competing staff priorities. Beginning March 1, 2015 all first-tier subawards will be completed by the end of the month subsequent to the month the grants were awarded. Program staff has developed a process to ensure the reporting is completed by the required timeline.

Conclusion – Response accepted.

State of Iowa

Schedule of Findings and Questioned Costs

For the Year Ended June 30, 2014

**CFDA Number: 93.505 – Affordable Care Act (ACA) Maternal, Infant and Early
Childhood Home Visiting Program**
Agency Number: X02MC23104, D89MC23537, X02MC26319
Federal Award Year: 2011, 2012, 2013
Iowa Department of Public Health

14-III-HHS-588-4
(2014-009)

Payroll Distribution – OMB Circular A-87 states employees who work on multiple programs will distribute their time based on actual activity. Budget estimates or other distribution percentages determined before the services are performed do not qualify as support. One employee of the Department uses a predetermined percentage rather than actual hours worked to allocate payroll costs to the federal programs.

Recommendation – The Department should ensure employees record actual hours worked on each federal program rather than the predetermined percentage.

Response and Corrective Action Planned – All staff who split time between programs will be required to maintain a time study and report actual hours worked for each program.

Conclusion – Response accepted.

State of Iowa

Schedule of Findings and Questioned Costs

For the Year Ended June 30, 2014

**CFDA Number: 93.505 – Affordable Care Act (ACA) Maternal, Infant and Early
Childhood Home Visiting Program**

Agency Number: D89MC23537

Federal Award Year: 2012

Iowa Department of Public Health

**14-III-HHS-588-5
(2014-010)**

Subrecipient Monitoring – OMB Circular A-133 requires the Department be responsible for monitoring the activities of its subrecipients, as necessary, to ensure federal awards are used for authorized purposes in compliance with laws, regulations and provisions of the contract or grant.

Eligibility for participation in the home visiting program is determined through the use of certain home visiting service delivery models accepted by the U.S. Department of Health and Human Services. The home visiting service delivery model specified in the subrecipient's contract determines the model developer who will oversee the eligibility requirements.

The model developers perform annual reviews over the Department's subrecipients, which include eligibility determinations made by the subrecipients for adherence to the delivery models. The Department does not obtain these reviews and monitor for deficiencies.

Recommendation – The Department should establish procedures to obtain and evaluate reviews performed by the model developers and ensure deficiencies are resolved in a timely manner.

Response and Corrective Action Planned – The Department will require all subrecipients to submit the results of the developers' annual review of the program as a required report in the contract. If deficiencies are noted, the subrecipient will develop a plan of corrective action and follow-up will be provided by the appropriate staff.

Conclusion – Response accepted.

State of Iowa

Schedule of Findings and Questioned Costs

For the Year Ended June 30, 2014

CFDA Number: 93.558 – Temporary Assistance for Needy Families

Agency Number: 1302IATANF, 1402IATANF

Federal Award Year: 2013, 2014

Iowa Department of Human Services

14-III-HHS-401-6

(2014-011)

Eligibility Tracking System/Iowa Issuance Verification System Eligibility – The Code of Federal Regulations, 45 CFR 264.1(a) and Title 4-C-108 of the Employees' Manual imposes a 60 month lifetime limit on the period families with adults can receive Temporary Assistance for Needy Families (TANF) funded assistance. The TANF program provides federal funding for the Family Investment Program (FIP) program. The Department uses the Iowa Automated Benefits Calculation System (IABC) to track eligibility for individuals and to issue payments. The Iowa Issuance Verification System (ISSV) then tracks the payments issued by IABC. The Eligibility Tracking System (ETS) tracks the number of months in which the family has received FIP payments based on information from the ISSV and the IABC systems. When the 60 month limit is reached, a Department employee must manually close the case in IABC to cancel FIP payments.

For three of 29 cases reviewed, the number of benefit months per ETS does not agree with the number of months in which ISSV issued payments.

Recommendation – The Department should ensure the number of benefit months per ETS are correctly recorded.

Response and Corrective Action Planned – Individual cases in error were reviewed by the appropriate Income Maintenance Administrator. Each case in error was also reviewed by a supervisor with the individual worker whose action or inaction resulted in the error.

Training was drafted and approved by policy staff related to the 60 month limit. The training will be available to the field workers on March 19, 2015 as a part of the income maintenance monthly conference webinar.

Conclusion – Response accepted.

State of Iowa

Schedule of Findings and Questioned Costs

For the Year Ended June 30, 2014

CFDA Number: 93.777 – State Survey and Certification of Health Care Providers and Suppliers (Title XVIII) Medicare

Agency Number: None

Federal Award Year: 2013, 2014

Iowa Department of Inspections and Appeals

**14-III-HHS-427-7
(2014-012)**

Survey Frequency – The Centers for Medicare and Medicaid Services, 2014 State Performance Standards System Guidance, Section F2(e), requires the Department to conduct a standard survey of each licensure agreement of nursing facilities no later than 15.9 months after the last day of the previous survey. In addition, the statewide average interval between standard surveys of licensure agreements must be 12.9 months or less. The statewide average interval between standard surveys conducted by the Department was 13.4 months.

Recommendation – The Department should review its procedures to ensure all facilities are surveyed within the required interval.

Response and Corrective Action Planned – The Centers for Medicare and Medicaid Services requires the average survey cycle time for all nursing facilities should not exceed 12.9 months and no individual facility should exceed a 15.9 month survey cycle. The overall survey average for nursing facilities during the past federal fiscal year was 13.4 months.

The Department experienced an unanticipated number of surveyor vacancies over the past state fiscal year. The selection, hiring and training processes for health facilities surveyors can take approximately one year. Since May 2014, the Department has been actively identifying, hiring and training qualified candidates. Filling these vacancies will allow us to meet the federal survey cycle average frequency.

Additionally, the Department plans to start providing monthly status updates to surveyors regarding current survey cycle average. The intent is to make surveyors specifically aware of the status in attaining the goal and therefore heighten attention and efforts toward ensuring the achievement of the goal.

Conclusion – Response accepted.

Index of Findings
By State Agency and Program Name

<u>CFDA No.</u>	<u>Program Name</u>	<u>Page</u>
<u>Iowa Department of Education</u>		
84.027	Special Education_Grants to States	72, 73
84.173	Special Education_Preschool Grants	72, 73
84.367	Improving Teacher Quality State Grants	73
<u>Iowa Department of Human Services</u>		
10.551	Supplemental Nutrition Assistance Program	70
93.558	Temporary Assistance for Needy Families.....	74, 80
<u>Iowa Department of Inspections and Appeals</u>		
93.777	State Survey and Certification of Health Care Providers and Suppliers (Title XVIII) Medicare	81
<u>Iowa Department of Public Health</u>		
10.557	Special Supplemental Nutrition Program for Women, Infants and Children	71
93.268	Immunization Cooperative Agreements	76, 77
93.505	Affordable Care Act (ACA) Maternal, Infant and Early Childhood Home Visiting Program	76, 77, 78, 79

Federal Agency
By Agency Identification

Identification
Initials

Agency

USDA
USDE
HHS

U.S. Department of Agriculture
U.S. Department of Education
U.S. Department of Health and Human Services

Iowa State Agencies
By Agency Number

<u>Agency Number</u>	<u>Agency</u>
009	Department of Agriculture and Land Stewardship
112	Department of Justice
131	Department for the Blind
167	Civil Rights Commission
216	Department of Commerce – Insurance Division
219	Department of Commerce – Utilities Division
226	Sixth Judicial District
238	Department of Corrections
250	Iowa Prison Industries
259	Department of Cultural Affairs
269	Iowa Economic Development Authority
282	Department of Education
283	Department of Education – Division of Vocational Rehabilitation Services
284	College Student Aid Commission
285	Iowa Public Television
297	Department on Aging
309	Department of Workforce Development
379	Department of Human Rights
401	Department of Human Services
427	Department of Inspections and Appeals
444	Judicial Branch
532	Department of Management
542	Department of Natural Resources
582	Department of Public Defense – Military Division
583	Iowa Department of Homeland Security and Emergency Management
588	Department of Public Health
595	Department of Public Safety
615	Board of Regents
619	State University of Iowa
620	Iowa State University
621	University of Northern Iowa
635	Office of Secretary of State
642	Governor’s Office on Drug Control Policy
645	Department of Transportation
655	Treasurer of State
670	Commission of Veterans Affairs
671	Iowa Veterans Home