

Annual Report

FY2013



Table of Contents

• Message from Department Director	3
• Message from the Board of Corrections	4
• Vision/Mission	5
• Agency Overview	6
• Organizational Chart.....	7
• Quick Facts	8
• People—In Memory.....	9
• Iowa Corrections Association.....	10
• Deputy Directors—Western and Eastern Regions Summary	13
• Prisons	16
• Community Based Corrections.....	23
• Reports from the Offices.....	42
- Administration (Admin, Research, ICON, Data Warehouse.....	43
- Average cost Figures/Length of Stay.....	49
- Offender Services.....	54
- Education	57
- Learning Center	62
- Safety and Health.....	64
- Victim and Restorative Justice Services.....	65
- Policy and Legal	67
- Media and Public Relations.....	69
- Investigative Services.....	70
- Jail Inspections.....	72
- Iowa Prison Industries	73
• Management Information Systems	79
- ICON Case Management	80
- ICON Medical.....	82
- ICON Mental Health	84
- ICON View.....	88
- ICON Commissary.....	89
- ICON Grievance.....	90
- ICON Food Service.....	91
- ICON Pharmacy.....	92
- ICON Banking.....	95
- ICON Offender Email (Corrlinks).....	97
- ICON Critical Incident Reporting (CIR).....	99
• Performance Report	102
• Total Offenders Served—DOC.....	113
• PBMS.....	122
• Director’s Focus Statements.....	124



Message from the Director



**John Baldwin, Director
Department of Corrections**

Dear Fellow Iowans,

It is incumbent upon the Iowa Department of Corrections to reach out to potential partners across the criminal justice continuum to better achieve our mission to reduce victimization. One such collaboration is between our Mount Pleasant Correctional Facility and the Iowa Department of Human Services on a parent partnership program in order to improve the parenting skills and to enhance family reunification, which is a strong factor in determining offender outcomes. Another collaboration bearing fruit is with the Iowa Board of Parole. BOP reevaluated its practices of setting and lifting release conditions, and DOC streamlined our offender reentry process resulting in a substantial increase in paroles for qualified offenders and decrease in end-of-sentence releases that would otherwise result in unsupervised, unsupported offenders in our communities.

DOC and the Governor's Office of Drug Control Policy were awarded funding for a joint grant proposal to enhance existing drug court programs in the state with a mental health treatment component. Other DOC grant proposals that have been awarded funding include: providing treatment for offenders with a co-occurring disorder; providing computer training for offenders; creating specialized parole caseloads for offenders with a mental illness; providing cognitive behavioral and motivational offender programming; and creating additional institutional offender reentry coordinator positions.

DOC has experienced change on other fronts as well:

- Five new residential facilities have opened, thus allowing for additional alternatives to costly incarceration while maintaining public safety.
- As of this writing, the new Iowa State Penitentiary is scheduled to be opened in January, 2014, as is the new and expanded Iowa Correctional Institution for Women.
- Many experienced employees retired, leaving challenging opportunities for the next wave of corrections professionals.
- BOP merged its information system into DOC's offender information network (ICON), thus allowing for more timely and informed parole decisions.
- The Transition Incentive Program in the prisons, which formalized incentives for positive inmate behavior, also became a reality.

For 2014, we will continue in our efforts to reduce the disproportionate share of African Americans in our system, and improve our treatment of offenders with a mental illness. Despite all the positive changes and goals for 2014, there is one constant for which DOC must not and will not lose sight: performing corrections' basics well. For it is through a strict adherence to performing the basics well that DOC can best protect the public, staff and offenders from victimization.

Respectfully,

John R. Baldwin



Message from the Board of Corrections

To the Citizens of Iowa,

As the governing body over the Iowa Department of Corrections, it is the Board of Corrections' mission to ensure that DOC helps maximize public safety; rehabilitate offenders under its supervision; and ensure offender compliance with correctional supervision and programming. The Board also is responsible for ensuring that public funds entrusted to DOC are expended efficiently and effectively, and in accordance with applicable laws and court mandates. As part of our mission, it is incumbent upon the Board to alert the public and elected decision makers as to gaps in services along with recommended remedies, so that they have the information needed to better protect the public, correctional staff, and offenders from victimization.

In this vain, the Board supports legislation that DOC plans to introduce during the 2014 legislative session that would increase the criminal penalty from a misdemeanor to a felony for an employee, contractor or volunteer who engages in a sex act with an offender. The Board supports this bill because (1) such acts are never consensual and (2) such acts could jeopardize the safety and security of staff and the public. Iowa is one of just a few remaining states that does not yet penalize such sex offenses as a felony.

Forty seven percent of Iowa prison inmates and 27% of offenders under field supervision are diagnosed with a mental illness. The Board supports the state's mental health redesign initiative, and requests that the Legislature continue funding to treat these justice involved citizens. At the same time, the Board is appreciative for the state funding of two full-time psychiatrists to provide mental health treatment to community-based offenders at local residential correctional facilities using ICN tele-medicine. While the funding does not provide mental health treatment for all who need it, it does represent a significant step forward in helping offenders with a mental illness to become productive, law-abiding citizens in the community.

The Board is also appreciative of state funding to staff new residential correctional facilities in Waterloo, Sioux City, Cedar Rapids, Davenport and Ottumwa. Such state support provides additional alternatives to expensive incarceration, and improves the likelihood for successful offender reentry through local offender programming and available wraparound services.

The Iowa Board of Corrections is committed to making sure that decision makers fully understand the importance of an appropriately funded corrections system. Our corrections system, both from a public safety and legally mandated services perspective, calls for DOC having the necessary resources to achieve its mission.

Respectfully,

Charles Larson
Chair

Rev. Michael Coleman
Vice-Chair



Board of Corrections

Back Row Left to Right: Dr. John Chalstrom, Ph.D.,
Sheryl Griffith, Charles Larson, Sr., Chair,
Rev. Michael Coleman, Vice Chair
Front Row Left to Right: Nancy Turner,
David Erickson, Johnie Hammond

Vision

The Iowa Department of Corrections will be recognized as a national leader in providing a fully integrated corrections system. As the nation's leader, we will provide the most sophisticated and strongly supported continuum of community and institution programs and services.

We will be seen as an organization that delivers research driven correctional programs of the highest quality while utilizing the most effective communication and technology resources to provide "best practices" management.

We will be known as an organization that is driven by a strong value system that recognizes the intrinsic worth of all human beings, respects and recognizes the needs of victims, and holds the belief that offenders can change their lives.

We will be known for our staff development and training programs that engender the strong ethics, diversity and professional nature of this Department.

We will be known for keeping operational costs low, while providing high-quality programs in a safe environment.

We will be seen as a highly credible Corrections Department that focuses on its mission and takes care of its people.

Mission

Public

- Prevent escapes and maintain accountability of offender
- Increase community safety in support of a vital economy
- Reduce recidivism and increase the self-responsibility of offenders
- Keep citizens informed about corrections issues and activities
- Make responsible decisions about the use of taxpayer dollars
- Attend to the needs and concerns of victims
- Treat members of the public with respect

Staff

- Provide current equipment and staffing to ensure staff safety
- Provide for a safe working environment
- Attend to emotional and physical well-being of staff
- Maintain high levels and standards for training
- Ensure policies are sound, current and consistently and fairly enforced
- Treat staff with respect

Offenders

- Provide a physically, mentally safe and healthy environment for offenders
- Manage offenders in a firm, fair and consistent manner
- Promote pro-social thinking with contemporary programming
- Keep offenders informed about current corrections policies and procedures
- Develop community support and partnerships that foster reintegration
- Treat offenders with respect
- Provide programming, training and education to encourage good work habits and positive-social interaction

VISION

An Iowa With No More Victims

MISSION

To advance Successful Offender Reentry to Protect the Public, Staff, and Offenders from Victimization.

VALUES and BELIEFS

People can change

Every person should be treated with dignity and respect

Our efforts help make people safer

We must work as a team if we are to succeed





Agency Overview

The Department of Corrections is a public safety agency that is charged with the supervision, custody, and correctional programming of convicted adult offenders who are sentenced by the state Courts for a period of incarceration in State prisons.

The Department has funding and oversight responsibilities for the State's eight Judicial District Departments of Correctional Services, which provide the community supervision and correctional services component of Iowa's adult correctional system across the state. The legislatively appropriated budget is administered and allocated by the Department of Corrections, and the Department oversees the Districts' compliance with requirements of the Iowa Administrative Code through an annual purchase of service agreement with the Department of Corrections which sets forth programming, administrative, financial and operational requirements

Under the leadership of John Baldwin, the Department is structured into five main divisions: Administration, Western Region, Eastern Region, Offender Services and Iowa Prison Industries. Support process operations include Policy and Legal, Training and Professional Development, Information Technology, Offender Services, Security, Education, Safety and Health, Victim Services, Media and Public Relations and Investigative Services. The Department oversees a General Fund budget of over \$376,000,000.00 for FY13.

DOC activities and operations are administered by a Director, appointed by the Governor and advised by the Corrections Board, and DOC executive staff. A Director appointed by the District Board administers each of the District Departments.

Iowa's corrections system, comprised of institution and community services, provides a continuum of custody, supervision, and correctional programming for adult offenders. Recognition of the ultimate release of most offenders makes targeted programming, release preparation and planning, and transitioning key. Effectively and efficiently managing offenders in accordance with their risk and criminogenic need (those needs that contribute to criminality) is an ongoing focus.

Currently the Iowa corrections system employs approximately 3,700 staff, houses approximately 8,000 offenders in prison, and supervises over 30,000 offenders in the community.

Programming, housing and services must address the myriad of needs presented by the growing offender population. Special programming and supervision needs are provided for offenders with medical, mental health, developmental needs as well as the special legal requirements that may be called for because of the nature of the offender's crime (sex offenders, methamphetamine offenders, etc.)

The Department operates nine major correctional institutions that provide custody ranging from maximum to minimum and operate twenty-four hours a day throughout the year. The Department is responsible for providing "control, treatment, and rehabilitation of offenders committed under law" to its institutions.

This is accomplished by the classification of offenders to identify their security risk and their individual offender needs that contribute to their criminality, and assignment to supervision levels and correctional interventions that will address those needs.

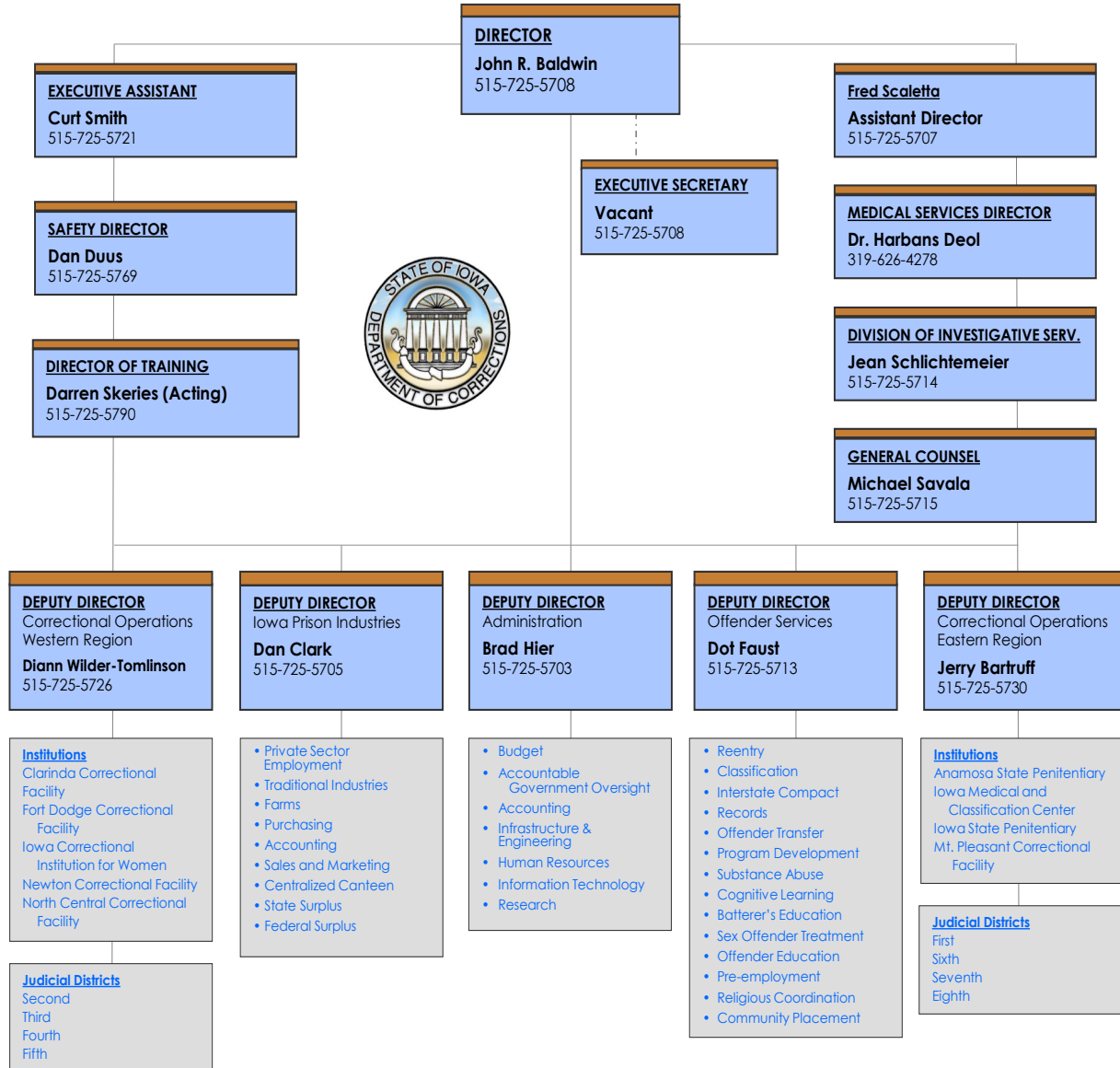
Iowa's eight Judicial District Departments of Correctional services provide correctional supervision in all ninety nine counties that range from minimum to intensive and residential housing. These correctional services are provided to offenders of pre trial release, probation, parole, OWI or work release legal status. Each district has a number of satellite offices in communities around the state and operates twenty residential facilities. Judicial District programs utilize the resources of community partners (such as mental health, substance abuse, education) that exist in those communities.

Offender case planning creates the road map that guides the corrections system as the offender moves through the correctional continuum. This Reentry Case Plan not only ensures that each offender is managed and transitioned in a manner that is most effective for that offender but also that correctional resources are aligned where and when offenders most require them.

Iowa Prison Industries operates offender training and employment opportunities at Iowa's institutions and in the private sector. Work programs include furniture, farming, printing, and private sector employment projects. Work programs develop work skills and attitudes that can enhance an offender's ability to maintain employment upon release as well as to meet their financial obligations to their families and victims of their crimes.

Organizational Chart

Iowa Department of Corrections – Central Office





Quick Facts

July 2013

Visit our Website at www.doc.state.ia.us

Quick Facts about Employees

(Employee Counts as of July 1, 2013)

Number of Employees

	<u># of Staff</u>
Institutions	2,630
Community	1,080
Central Office	36

Diversity Profile of Full-Time Employees

	<u>Prisons</u>	<u>CBC</u>
Female	30.7%	53.0%
People of Color	6.2%	10.5%

Quick Facts about Finance

Operating Budget FY 2014

General Fund	\$376,701,888
Other Revenue	\$22,443,820

Quick Facts about Offenders

(Offender Counts as of July 1, 2013)

Offenders Supervised in the Community

(includes offenders in virtual tracking)

Probation	22,711
Parole	3,825
Special Sentence Parole	543
Pretrial Release w/Supervision	1,549
Residential Facilities	1,654
Other	15
Total	30,297

Offenders in Prison 8,069

Offenders Served (FY 2013)

Community	59,132
Prisons	13,358

Prison Population Forecast

July 2014	8,064	July 2019	8,838
July 2015	8,158	July 2020	8,901
July 2016	8,294	July 2021	8,981
July 2017	8,513	July 2022	9,078
July 2018	8,713	July 2023	9,243

Community-Outcomes (FY 2013)

Successful	72%
Unsuccessful	20%
Administrative	7%
Intermediate Sanction (includes field and residential)	1%

Quick Facts about Offender Profile

(Offender Counts as of July 1, 2013)

Demographics of Offenders

<u>Gender</u>	<u>CBC</u>	<u>Prison</u>	<u>Total</u>	<u>% of Total</u>
Women	7,762	609	8,371	21.8%
Men	22,484	7,460	29,944	78.0%
Unknown	51	0	51	.1%

Race

Asian	317	75	392	1.0%
African American	4,529	2,107	6,636	17.3%
Hispanic American	1,496	542	2,038	5.3%
Indian	317	135	452	1.2%
White	23,468	5,210	28,678	74.8%
Unknown	170	0	170	.4%

Age

Under 31	14,479	3,168	17,647	46.0%
31-50	12,434	3,740	16,174	42.2%
Over 50	3,384	1,161	4,545	11.8%
Unknown	0	0	0	0%

Crime Type

Violent	5,452	3,760	9,212	24.0%
Property	7,052	1,442	8,494	22.1%
Drug	8,342	1,745	10,087	26.3%
Other	656	625	1,281	3.3%
Public Order	8,795	458	9,253	24.1%
Unknown	0	39	39	0.1%

Quick Facts Additional Information

Prisons

Average Daily Cost (FY 2013)	\$90.81
Per meal cost	\$1.98
Inmates with	
Life Sentences	711
Mandatory Minimums	2,093

Community

Average Daily Cost (FY 2013) (no treatment costs included)	
Residential Facilities	\$73.23
Probation/Parole	\$3.35

Recidivism

*Return Rate to Prison:	30.3%
**Post-Release Reconviction Rate:	
Parole	28.5%
Prison	40.6%
Probation	16.3%

*Return to prison for any reason within three years of parole or discharge from prison or work release.

**Aggravated misdemeanor or felony convictions within three years for offenders who discharged from correctional supervision.

Iowa Department
Of Corrections

The mission of the Iowa Department of Corrections is:

Advance successful offender reentry to protect the public, staff, and offenders from victimization.



In Memory



This section is dedicated to the memory of those loved ones that have passed away and to those of us left behind who miss them.

Third Judicial District



Sandra S. Callaghan
9-30-1947—4-21-2013

Sandra worked for many years for the state of Iowa Department of Corrections eventually rising to the level of Administrative Assistant to the Director. She was proud of her affiliation with the Department of Corrections, and continued her association as a Board Member for the organization she retired from in 2008.

Mt.Pleasant Correctional Facility



Jimmy Anderson
5-15-1969—3-21-2013

James Rexfort (Jimmy) Anderson was a 22 year employee with the Iowa Department of Corrections assigned to the Mt Pleasant Correctional Facility employed a Correctional Officer. During his career Officer Anderson exhibited the highest standards of professionalism with an emphasis on treating all those he came in contact with equal measures of fairness and dedication to his position.

Anamosa State Penitentiary



Randy Oldenburger
10-4-1961—7-27-2012

Randy worked for the Iowa Department of Corrections for 19 years starting in November 1993. In 1998 he became Lieutenant and Master Weapons Instructor for the State of Iowa, and was a Chemical Munitions Instructor. He loved his job, and had the greatest respect for the people he worked with.

Central Office



Laura Farris
8-4-1971—4-25-2013

Laura Farris died unexpectedly on April 25th, 2013. Laura was our Learning Center Director and the leader of our Transition Teams which are responsible for opening our two new prisons at Mitchellville and Ft. Madison. Laura was a dedicated corrections employee who consistently demonstrated skill, compassion and an exceptional understanding of the role that our department plays in protecting the citizens of Iowa. Her tenure with us was brief but her accomplishments were formidable. Laura brought us e-learning, changed the course structure of pre-service, lead the Transitions Teams and updated our weapons qualification process. Her loss was felt throughout the entire corrections system.

Iowa Corrections Association

IOWA

ICA addresses the full range of our state's correctional issues. Since its inception in 1957, ICA has done so with a competent, skilled, and enthusiastic membership. The Association prides itself as being one of the strongest state correctional organizations in the nation, with nearly 350 dues paying members in 2013.

CORRECTIONS

ICA spans a broad base of correctional programs: adult and juvenile, institutional and community, male and female. Whatever your professional realm, there is a place and need in ICA for YOU.

ASSOCIATION

ICA is effective because its members are actively involved. Our mission is to enlighten, educate, serve, and support. ICA is corrections in Iowa.

The Current Board for FY14

President

Bruce Vander Sanden
6th District CBC

President Elect

Bryan Reicks
Iowa Correctional Institution for Women

Vice President

Jen Foltz
4th District CBC

Secretary

Tennie Carlson
2nd District CBC

Treasurer

Jane Jansen
1st District CBC

At Large

Teneil Cangas
Iowa State Penitentiary

At Large

Katrina Carter
Central Office

At Large

Peggy Maynes
Kaplan University

At Large

Julie Brandt
Newton Correctional Facility

At Large

Chad Cangas
Iowa State Penitentiary

At Large

Duane Worthy
Des Moines County Correctional Center

Committees

Awards

Emma Dedic
Becky Schneider

Membership

Rita Mueggenberg
Jason Hawkins

Registration

Julie Vantiger-Hicks
Janet Olson

CEU's

Elizabeth Clark
Teneil Cangas

Multi Cultural Issues

Melissa O'Brien
Ken Howard

Training and Workshop

Brian Reicks
Todd Roberts

Merchandise

Tristan Potratz
Theresa Coleman

Elections

LeAnn DeBord
Whitney Mann

Nominations

Orlando Rodriguez

Vendor

Teneil Cangas

Publicity

Kelly Overton
Don Wolter

Women in Corrections

Arlene Anderson
Julie Brandt

Rap Sheet

Jean Johnson

Website

Janet Harms





The Awards Committee honors individuals and/or groups who have made significant contributions in the categories below. These awards were presented at the Spring Conference 2013.

ICA AWARD CATEGORIES

LOWELL BRANDT ICA MEMBER – Jen Foltz—4th District

(This award is named in honor of the memory of Lowell Brandt, Warden of IMCC and 1982 ICA Member Award Recipient) An individual who has been instrumental in the development, organization and/or planning of ICA activities, programs or functions, and who is currently an active member, having been an active member for at least three years.

LARRY BRIMEYER AWARD FOR EXCEPTIONAL LEADERSHIP DEVELOPMENT – Robert A Johnson—North Central Correctional Facility

(This award is named in honor of the memory of Larry Brimeyer, Deputy Director, Department of Corrections, Eastern Division) An individual who has demonstrated exceptional leadership and promoted leadership development in their organization under challenging conditions which provide value added activity or service to the agency. Nominee must be a member of the Iowa Corrections Association, must have achieved an outstanding accomplishment during the year or championed a specific cause relative to leadership development over a period of time; and must demonstrate the five leadership principles and promote them throughout their agency: Model the Way: consistent in modeling effective leadership and takes time for “teachable moments”; Inspire a Shared Vision: appeal to all to share in the vision and hope for the future; Challenge the Process: continue to seek out opportunities to grow and improve; Enable others to Act: share power and information and provide support for greater freedom in making decisions; Encourage the Heart: encourage and recognize accomplishments.

CORRECTIONAL WORKER– Steve Young—Iowa State Penitentiary

(This award is given in honor of the memory of Bernie Vogelgesang, a Fifth District corrections worker.) An individual who has shown outstanding achievement, perseverance, dedication, and/or vision in one of several areas of endeavor. This recipient should be employed directly in the field of corrections in the State of Iowa, however does not necessarily have to be a member of ICA.

CORRECTIONAL PROGRAM— The staff of the 5th Judicial District Domestic Unit

A group of correctional workers or a program which has shown outstanding achievement, perseverance, dedication, and/or vision in an area of endeavor. The recipients should be employed directly in the field of corrections in the State of Iowa; however they do not necessarily have to be members of ICA.

CITIZEN – Love in the Name of Christ of Greater Sheldon

An individual or group who has had a significant, positive impact on corrections in the State of Iowa. The recipient should not currently be a paid corrections employee. Their efforts, whether in the public or private sector, may have been relatively unsung or widely acclaimed in the community previously.

PUBLIC OFFICIAL/EMPLOYEE – Ames Police Dept., Safe Neighborhood Team

An individual or group of individuals; elected or appointed to public office or employed by a public agency or contractor; who has shown support for the progressive goals of corrections. The recipient need not be an Iowan.



ICA AWARD CATEGORIES Continued

WOMEN'S ISSUES – Angela Karaidos—5th District

This award was established to recognize an individual or group who has made a substantial positive contribution to women's issues in the field of corrections which may include issues related to women employees, offenders, or victims. The recipient is not limited to paid corrections professionals; therefore, they may be a volunteer, legislator or other individual who has gained distinction through their accomplishments.

VICTIM ASSISTANCE – Rodney Fritz

(This award was originally established through the generosity of a gift by an ICA conference presenter, Scotia Knouff.) An individual or group of individuals who has had a significant, positive impact on victim's issues, including but not limited to length of service, volunteer work, accomplishments and recognition by the community, particularly victims' groups. Recipient may be a paid corrections employee.


MULTI-CULTURAL ISSUES WORKER – Rachel Schoenthal—5th District

An individual who has provided service in institutions or community corrections for a period of no less than two years, played a constructive role in multi-cultural issues for institutions or community corrections, and has striven to innovate positive changes in corrections. The recipient shall have demonstrated leadership qualities through active involvement with multi-cultural concerns in organizations and/or the Iowa Corrections Association.

2013 ICA Scholarship Recipients

Kaily Jo MacDonald and Ryan Nelson received "child of an ICA member" scholarships.

Ryan is the son of ICA Member Jay Nelson, Mt. Pleasant Correctional Facility. He will be attending Simpson and majoring in Biology/Education.



Kaily is the daughter of ICA Member Stacey Cline, Fort Dodge Correctional Facility. Kaily will be attending Drake University and majoring in Music Education.

Iowa ICA Conferences

The spring conference, "Keeping our Heads above Water" was held in Ames from May 8-10. Janet Neuschwanger and Russ Martin and their committee put together impressive training sessions along with opportunities to network with peers.

The fall conference was held Fun City/Pzazz Entertainment Plaza in Burlington, IA October 16-18. It was a huge success with many workshops and activities for attendees. Teneil Cangas and Kendra Klein did a fantastic job!

Regional Operations



Jerry Bartruff Deputy
Director
Eastern Region
Diann Wilder-Tomlinson,
Deputy Director Western
Region

Regional Operations covers a multitude of areas and includes both security and treatment. We are the contact for outside sources for information, investigation and response. We are the office that offenders and their families contact to obtain information, voice concerns about conditions and/or situations, and resolve issues. In FY 2013 we continue to stress the implementation of IDOC's Strategic Plan. Despite continuing staffing concerns, we have persisted in making great strides toward reducing recidivism and continuing our collaborative ventures. We conducted yearly Institutional Security Audits, coordinated Security Threat Group assessments and communication, and facilitated Specialty Team (Emergency Response, K9, CERT, and HNT) coordination. Some noteworthy highlight for the year includes:

In May of 2012 Iowa was selected to pilot the National Institute of Corrections, (NIC), change initiative entitled Achieving Performance Excellence (APEX). APEX is a change process designed specifically for corrections based on the Baldrige Performance Excellence Model. Throughout FY2013 IDOC has been applying the process to two statewide change initiatives: **Data Initiative** with the goal to use relevant data to properly allocate resources and to empower our staff and offenders to achieve our mission and vision of successful transition from supervision to the community. Though the initiative we hope to improve operations by further developing our staff ability to understand and utilize available data and to ensure that our limited resources are maximized; and **PREA Initiative** with the goal to implement system wide, the requirement of Prison Rape Elimination Act (PREA) Standards. The process is also being trained and used by Institutions and Community Based Corrections to manage local change initiatives.

Personal Data Assistant (PDA) pilot started at IMCC and FDCF December 2012. PDAs are hand-held electronic devices that can be programmed to do a number of tasks performed at a computer. They are programmed to allow inputting and accessing data in ICON. The PDA has assisted in replacing numerous paper documents and in turn makes staff more available for Direct Supervision on the units. The PDA can be used for offender counts, offender information, round locations, security standards, generic notes, SSIP/MHO checks and maintenance issues. The pilot has been very successful with very few changes having to be made to the software. IMCC started with one unit and have expanded to several of their units. FDCF started with the entire facility. ISP and ICIW will utilize the PDA's with the opening of their new facilities.

KIOSK – The prisons rolled out the KIOSK system. The Kiosk system allows an offender to send staff messages, check their banking account and order commissary through an internal computer program. No paper is needed for these functions. (except in segregation housing). Phase II of the project will entail adding more processes to the program.


Transition Incentive Program (TIP) – IDOC implemented the Transition Incentive Program policy, TIP. This is an incentive system that encourages offenders to strive to improve or stay positive. The catalyst for the development of this policy was to assure that offenders are not losing privileges when transferred to other facilities.

Regional Operations

HNT- During the FY 2013 fiscal year, the IDOC Statewide Hostage Negotiation Team provided training in Des Moines for all DOC hostage negotiators, conducted a training exercise at NCCF and competed in the annual Missouri Association of Crisis Negotiator competition in Kansas City, Kansas. The IDOC State HNT had never competed before so it was a new experience for all. This competition is well known nationwide and is the largest in the mid-west, having nearly 20 teams from all over, including the Kansas City Metro Negotiators and the FBI compete. Although they had never competed before, the IDOC State HNT ended up in 4th place. The IDOC State HNT is comprised of the team leader from each facilities team, record keeper from ISP and overall team leader out of IDOC Central Office.

K9 - The K9 continued to conduct contraband searches at prisons and CBC residential facilities. The 2013 USPCA Detector Dog Certification was held in Ft. Madison, Iowa this year. ISP K9 Team scored a perfect 200pts and placed 1st overall. IMCC K9 Team placed 3rd overall. ISP K9 Team placed 2nd in the room search.

ICIW & ISP Construction – Both institutions have been busy with ongoing construction. The transition teams have met regularly to assure that policies, training, procedures, and processes are developed for the new locations. Both locations should be operational early 2014.



Iowa Department of Corrections

September 2013

CORRECTIONAL INSTITUTIONS

Ft. Dodge Correctional Facility
 Warden Jim McKinney
 1550 L Street
 Fort Dodge, IA
 50501-5767
 (515) 574-4700

Anamosa State Penitentiary
 Warden John Fayram
 406 North High Street, Box
 10
 Anamosa, IA 52205

**North Central
 Correctional Facility**
 Warden Cornell
 Smith
 313 Lanedale
 Rockwell City, IA
 50579

**Iowa Correctional
 Institution for Women**
 Warden Patti
 Wachtendorf
 300 Elm Avenue, SW;
 PO Box 700
 Mitchellville, IA 50169

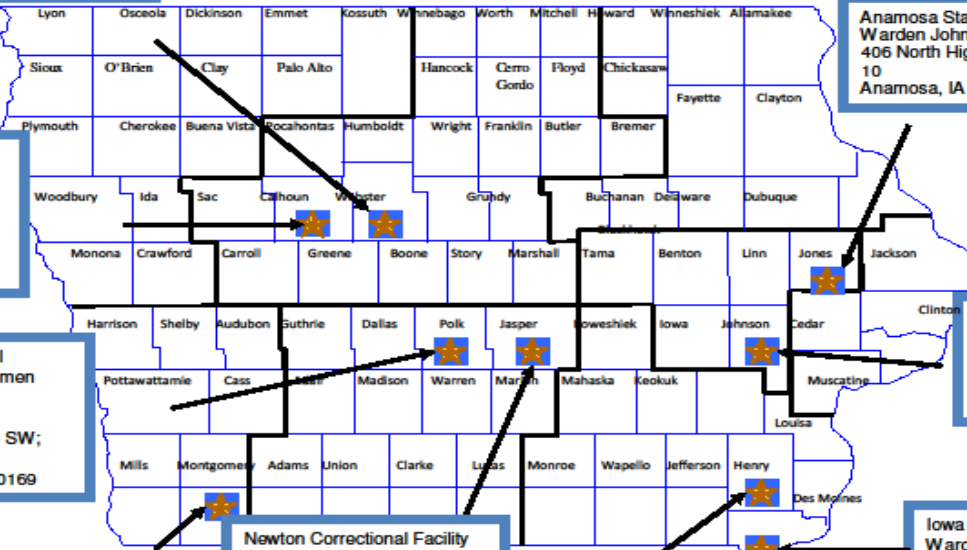
**Iowa Medical &
 Classification Center**
 Warden Dan Craig
 2700 Coral Ridge
 Ave.
 Coralville, IA 52241

**Clarinda Correctional
 Facility**
 Warden Mark Lund
 2000 N. 16th Street
 Clarinda, IA 51632

Newton Correctional Facility
 Warden Terry Mapes
 307 S. 60th Avenue W
 PO Box 218
 Newton, IA 50208
 (641) 792-7552

**Mt. Pleasant Correctional
 Facility**
 Superintendent Ron Mullen
 1200 East Washington
 Mt. Pleasant, IA 52641

Iowa State Penitentiary
 Warden Nick Ludwick
 3 John Bennett Drive
 PO Box 316
 Fort Madison, IA 52627
 (319) 372-5432



Iowa Department of Correctional Services

COMMUNITY-BASED CORRECTIONS

**Third Judicial
 District**
 Steve Scholl, Director
 515 Water Street
 Sioux City, IA 51103
 712/252-0590

Second Judicial District
 Dot Faust, Director
 510 Main Street
 P. O. Box 623
 Ames, IA 50010-0623
 515/232-1511

First Judicial District
 Karen Herkelman,
 Director
 314 East Sixth Street
 P. O. Box 4030
 Waterloo, IA 50704-4030
 319/236-9626

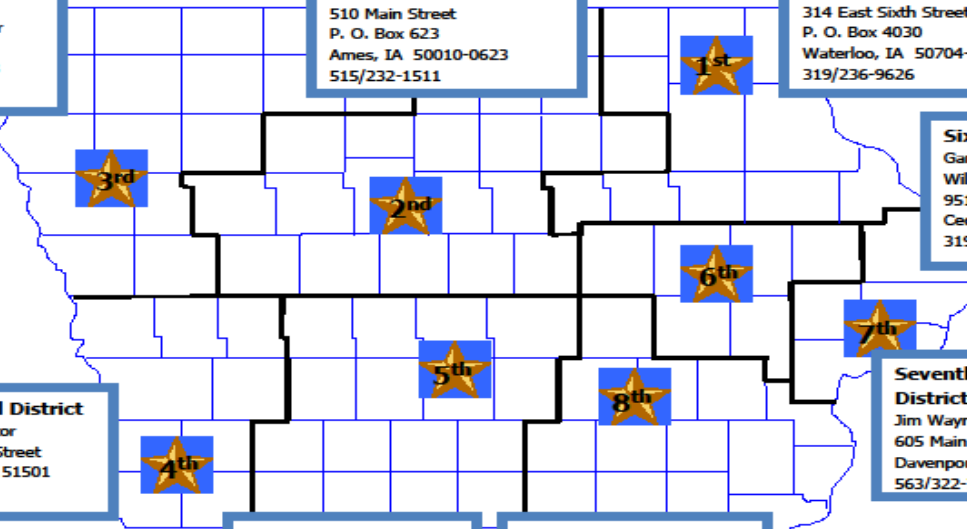
Sixth Judicial District
 Gary Hinzman, Director
 William G. Faches Center
 951 - 29th Avenue, SW
 Cedar Rapids, IA 52404
 319/398-3675

Fourth Judicial District
 Kip Shanks, Director
 801 South Tenth Street
 Council Bluffs, IA 51501
 712/325-4943

Fifth Judicial District
 Sally Kreamer, Director
 1000 Washington Avenue
 Des Moines, IA 50314
 515/242-6611

Eighth Judicial District
 Dan Fell, Director
 1805 West Jefferson
 P. O. Box 1060
 Fairfield, IA 52556-1060
 641/472-4242

**Seventh Judicial
 District**
 Jim Wayne, Director
 605 Main Street
 Davenport, IA 52803
 563/322-7986



September 2013

Iowa Prisons



Anamosa State Penitentiary



Clarinda Correctional Facility



FORT DODGE CORRECTIONAL FACILITY



Iowa Correctional Institution for Women



Iowa Medical and Classification Center



Iowa State Penitentiary



Mt Pleasant Correctional Facility



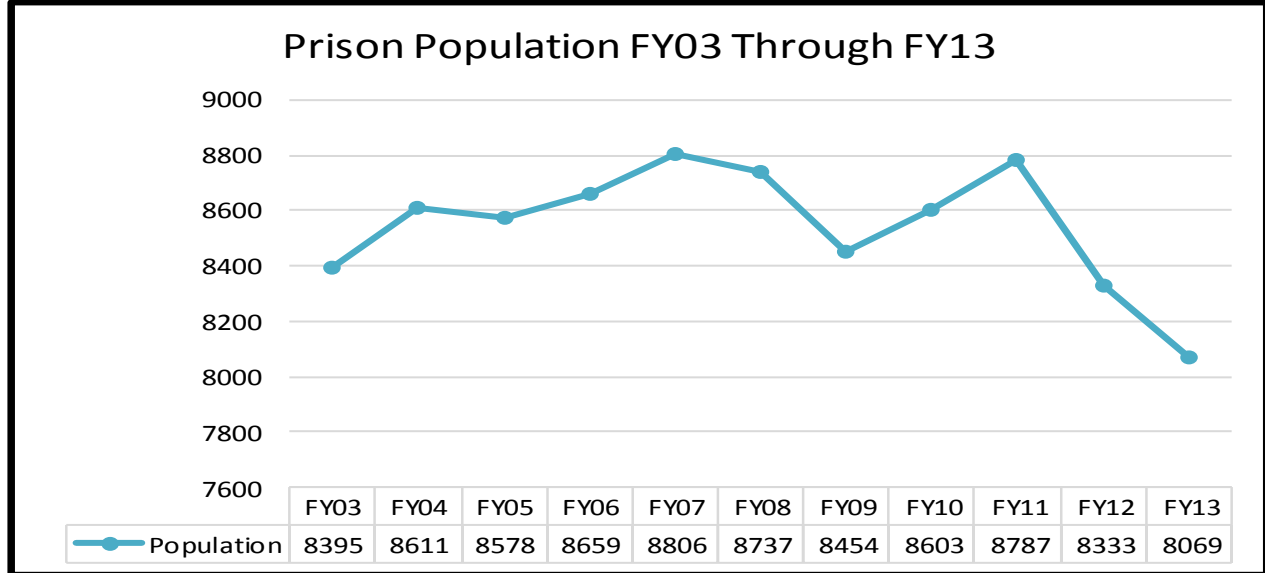
Newton Correctional Facility



North Central Correctional Facility



The Changing Face of Iowa's Prison Population

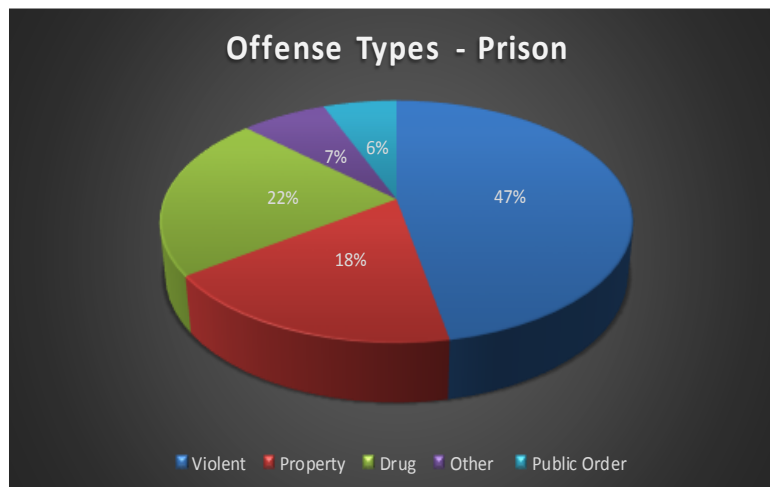


Iowa's prison population has grown from 2,890 offenders at mid-year 1988, to 7,431 offenders at mid-year 1998, to 8,069 offenders at fiscal year end 2013.

Regarding offense types, the percent of offenders serving sentences for drug crimes (as their most serious offense) has increased from two percent in 1988, to 17 percent in 1998, to 22 percent in 2013 (after reaching a high of 26 percent in FY2005). As commitments for drug offenses continue to slide, CJPJ expects their representation in the prison population to also drop.

As drug offenses increased, there was an accompanying drop in property offenders over the period (40 percent in 1988 to 18 percent in 2013).

The percentage of violent offenders in Iowa's prison population, however, has remained relatively stable.



Institution Established Locations

Iowa operates 9 correctional institutions located at:

- Fort Madison** Iowa State Penitentiary, Est. 1839 – cap 900
- Anamosa** Anamosa State Penitentiary, Est. 1872 – cap 999
- Oakdale** Iowa Medical and Classification Center, Est. 1969 – cap 585
- Mt. Pleasant** Mt. Pleasant Correctional Facility, Est. 1977 – cap 874
- Newton** Newton Correctional Facility, Est. 1965 – cap 1014
- Rockwell City** North Central Correctional Facility, Est. 1982 – cap 245
- Clarinda** Clarinda Correctional Facility, Est. 1980 – cap 975
- Mitchellville** Iowa Correctional Inst. for Women, Est. 1982 – cap 455
- Fort Dodge** Fort Dodge Correctional Facility, Est. 1998 – Cap 1,162

Total Capacity is 7209

Total facilities space is 3,787,000 square feet.

What are the characteristics of an “average” institution offender?

Average Age is 36

Race Breakdown

White	5,210	64.57%
African American	2,107	26.11%
Native American	135	1.67%
Asian	75	0.93%
Hispanic	542	6.72%
Unknown	0	0.00%

Iowa Adult Commitments

1 -	5,368
2 -	1,556
3 -	647
4 -	268
5 -	131
6 -	62
7 -	18
8 -	11
9 + -	08

Offenders with...

Life Sentences	711
Mandatory Minimum	2,093

No. of Sentences Per Offender

1 -	2,718	6 -	236
2 -	2,377	7 -	107
3 -	1,220	8 -	79
4 -	846	9 +	142
5 -	344		

Education Level –

Average Education is 11.6

Sentences (Years)

< 1 year	0
1 to < 3 yrs.	320
3 to < 5 years	120
5 to < 10 years	1,497
10 to < 20 years	2,705
20 to < 40 years	1,930
40+ years	742
Life	711
Unknown	44

Dependents

Average Dependents per offender who have visited – 2.32

Average Reading Level – 9.5

Crime Types

Violent	3,760	46.6%
Drug	1,745	21.6%
Property	1,442	17.9%
Public Order	458	5.7%
Other	664	8.2%

Data as of 6-30-2013


Prison Services

Prison Services Statewide—Snapshot

Supervision Status	Active at End 6-30-13
Parole	134
Prison	7793
Prison Compact	37
Prison Safekeeper	51
Special Sentence	46
Work Release	6
Totals:	8069

Prison Services Statewide—New Admit Type

New Admit Type	New Admits	%
New Court Commitment	2000	39.8%
Prison Safekeeper—Patient Program	37	0.7%
Prison Safekeeper—CCUSO Pretrial	7	0.1%
Probation Revoked	1499	29.8%
Parole Revoked	432	8.6%
Escape Returns	1	0.0%
Work Release Revoked	459	9.1%
OWI Continuum Revoked	86	1.7%
Special Sentence Revocations	63	1.3%
County Jail Holds	423	8.4%
Other	23	0.5%
Admit Type Totals:	5030	100.0%



Prison Services Statewide—Closure Reason

Closure Type	Closures	%
Release to Work Release	964	18.2%
Release to OWI Facility	161	3.0%
Parole Releases	2488	47.1%
Release to Shock Probation	122	2.3%
Expiration of Sentence	1096	20.7%
Release to Special Sentence	138	2.6%
County Jail Holds	0	0.0%
Other Releases	320	6.1%
Totals:	5289	100.0%

Prison Services Statewide—Closure Category

	Administrative	Successful	Unsuccessful	Other	Totals
Prison	37	4963	0	1	5001
Prison Compact	1	1			2
Prison Safekeeper	62	10	0	0	72
Parole	4	65	3	0	72
Special Sentence	0	6	1	0	7
Work Release	2	131	2	0	135
Closure Category Totals	106	5176	6	1	5289



Prison Services Statewide—Intervention Programs

	Active at Start 7/1/12	New Admits FY13	Closures FY13	Active At End 6/30/13	Offenders Served*
Ad Seg 8	3	33	24	14	36
RIVERS	3	0	0	3	3
Sex Offender Program	146	147	144	167	295
Sex Offender Program – Short Term	7	0	1	6	7
Sex Offender Program – Special Needs	55	68	59	64	123
Total:	230	215	222	219	445

*Offenders Served is defined as Active at Start plus New Admits

Prison Services Statewide-Intervention Programs by Closure Category

	Administrative	Successful	Unsuccessful	Total
Ad Seg 8	0	24	0	24
Sex Offender Program	28	94	24	146
Sex Offender Program – Special Needs	7	30	12	49
Sex Offender Program—Short Term	1	2	0	3
Totals	36	150	36	222

Assessments Submitted FY13

Assessment Tool	ASP	CCF	FDCF	ICIW	IMCC	ISP	MPCF	NCCF	NCF	Prison Totals
ACUTE 2007										0
ASAM PPC2R	2		16		2,769		43		1	2,831
Beta II IQ					2,587					2,587
Board of Parole Ordered										0
BOP Risk Assessment										0
CASAS Employability Competency System				86	138			1	313	538
CASAS Life Skills		17		1				1	228	247
Colors										0
Court Ordered					1					1
Criminal Sentiments Scale										0
Female Custody Classification				669	1,161		30			1,860
Female Custody Reclassification				695	92		68			855
Iowa Head Injury Screening Instrument		7			1,951					1,958
Iowa Risk Assessment										
Iowa Risk Reassessment										0
ISORA						2	118	1		121
ISORA/Static-99-R Combined						2	115			117
ISORA8										0
Jesness					2,604					2,604
LSI_R	123	362	416	314	2,663	62	223	526	276	4,965
LSI_R Trailer Institution				1						1
LSI_R Trailer Pre-Release				26						26
LSI_R Trailer Probation/Parole										0
Male Custody Classification	193	174	306		7,696	132	200	911	838	10,450
Male Custody Reclassification	1,390	805	1,274		1,106	1,158	770	832	1,434	8,769
MIFVPP	52	73	147					85	201	558
MMPI										0
OWI Continuum Worksheet II										0
Professional Judgment					38					38
Psychosexual Assessment										0
SASSI			14							14
Sexual Violence Propensity - Female Offender				319	989		28		1	1,337
Sexual Violence Propensity - Male Offender	10		4		56	2	10	2	3	87
Sexual Violence Propensity Revised - Male Offender	1,040	333	944		7,577	867	514	21	755	12,051
ShIPLEY IQ							1			1
SIR					584				8	592
Stable 2007							119			119
Static-99							1			1
Static-99-R						3	235			238
TABE	43	117	156	48	2,423	20	45	54	13	2,919
TCU Drug				4	4,191				1	4,196
URICA					1,959					1,959
Wais-R IQ				1		2	1	2		6
TOTAL ASSESSMENTS	2,853	1,888	3,277	2,164	40,585	2,250	2,521	2,436	4,072	62,046

Community Based Corrections



First District



Fifth District



Second District



Sixth District



Third District



Seventh District

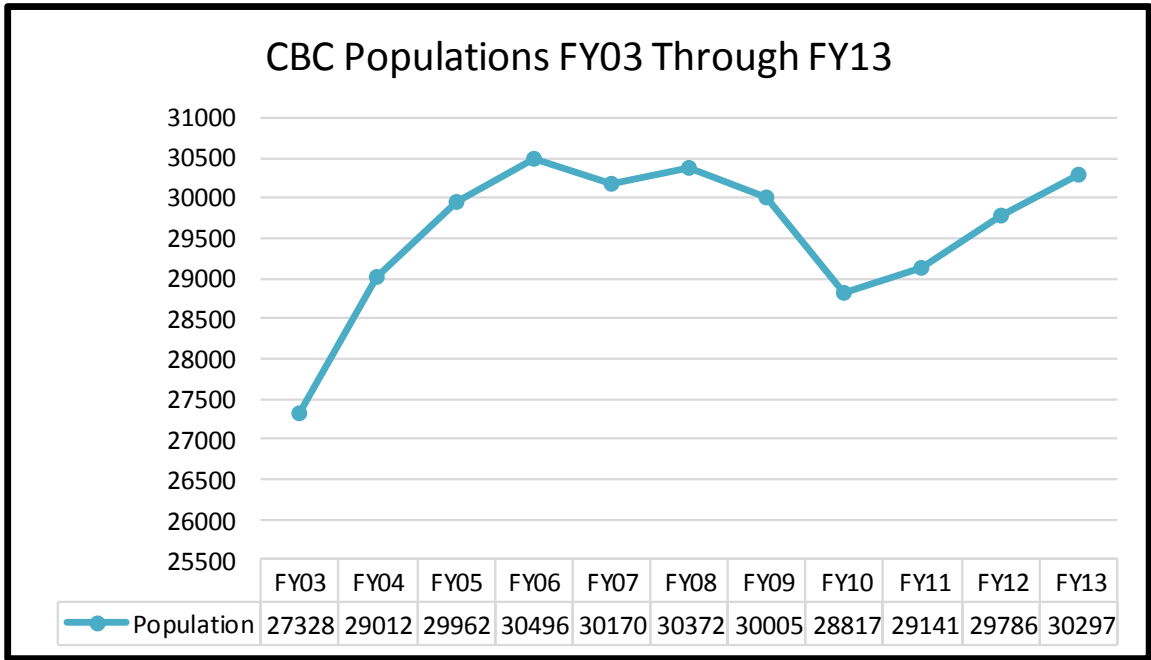


Fourth District



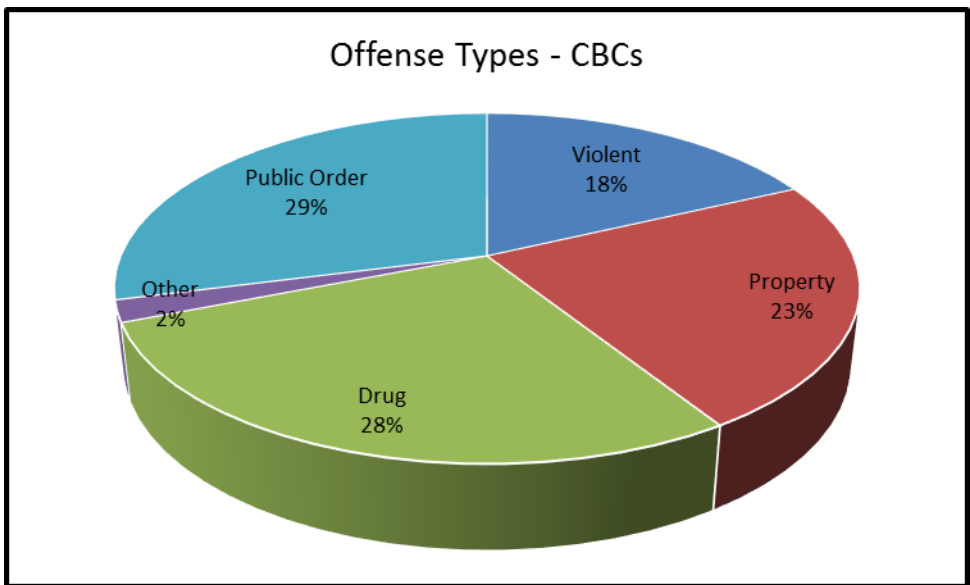
Eight District

The Changing Face of Iowa's Community Based Corrections



Iowa's CBC population has grown from 16,574 offenders at mid-year 1988, to 23,059 at midyear 1998, to 30,297 offenders at fiscal year end 2013. In addition to the large increase in offenders, the offender population has changed in regard to offense type, age, race/ethnicity and sex.

Regarding offense types, in 2013, the percent of Community Based Corrections offenders serving sentences for all crimes has remained constant.



(Includes Interstate Compact supervised in Iowa)
 Data Source FY2013: Iowa Justice Data Warehouse

What are the characteristics of an "average" CBC offender?

Race Breakdown

White	23,468	77.46%
African American	4,529	14.95%
Native American	317	1.05%
Asian	317	1.05%
Hispanic	1,496	4.94%
Unknown	170	0.55%

Age

Under 31	14,479
31-50	12,434
Over 50	3,384
Unknown	0

Gender

Male	22,484
Female	7,762
Unknown	51

Crime Types

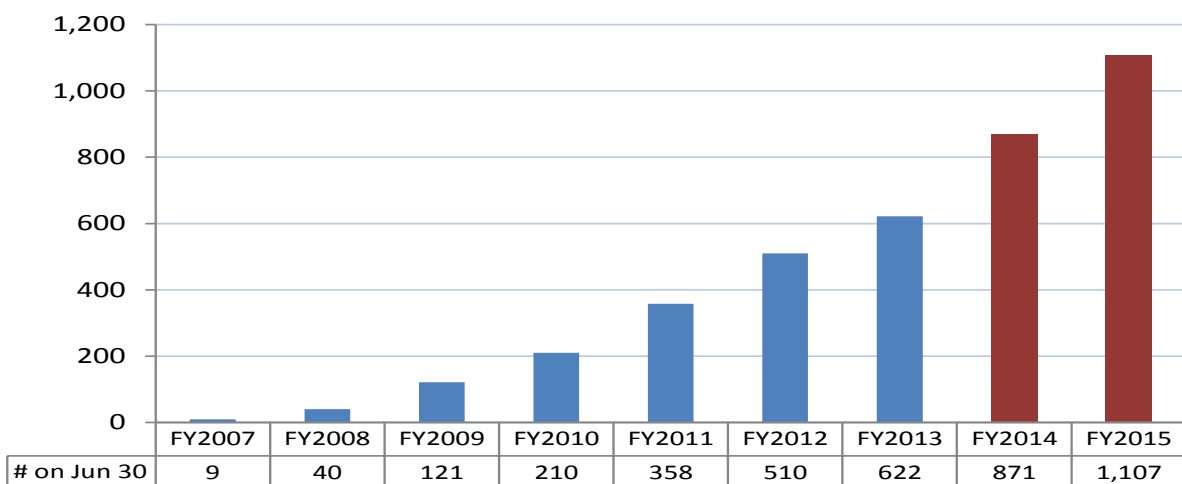
Public Order	8,795	29.03%
Drug	8,342	27.53%
Property	7,052	23.28%
Violent	5,452	18.00%
Other	656	2.19%
Unknown	0	0%

Data as of 6/30/13

Major Reentry Issue: Growth of CBC Sex Offenders

Increases in specialized caseloads, electronic monitoring costs, and treatment resources are expected.

Community Corrections Special Sentence Populations



Actuals in blue; projected populations in red.



CBC Field Services—Statewide Snapshot

Supervision Status	Active at Start 7-01-12	New Admits FY13	Closures FY13	Active at End 6-30-13	Offenders Served*
CCUSO Transitional Release		1		1	1
Interstate Compact Parole	332	209	201	348	541
Interstate Compact Probation	1117	570	585	1090	1687
No Correctional Supervision Status	7	42	47	7	49
OWI Continuum	5	54	7	7	59
Parole	3066	2999	2301	3477	6065
Pretrial Release With Supervision	1500	4419	4331	1549	5919
Probation	21699	16079	15291	21621	37778
Special Sentence	445	181	112	543	626
Statewide Total	28171	24554	22875	28643	52725

*Offenders Served is defined as Active at Start plus New Admits

CBC Field Services Statewide Closure Reason

	Administrative	Intermediate Sanction	Successful	Unsuccessful	Totals
Interstate Compact Parole	72	0	127	2	201
Interstate Compact Probation	207	0	368	10	585
No Correctional Supervision Status	19	0	27	1	47
OWI Continuum	0	0	2	5	7
Parole	18	258	1523	505	2301
Pretrial Release With Supervision	258	0	3276	797	4331
Probation	1035	0	11118	3138	15291
Special Sentence	6	26	45	35	112
Totals	1615	281	16486	4493	22875

CBC Statewide Specialties

Specialty	Active at Start 7/1/12	New Admits FY13	Closures FY13	Active at End 6/30/123	Offenders Served*
Any Trax	52	14	32	34	66
Batterer's Education Supervision	9	2	8	3	11
Day Reporting – Residential	95	500	570	80	595
Drug Court Supervision	327	277	308	327	604
Federal BOP	115	328	297	152	443
Federal Pretrial	8	18	24	2	26
Federal Public Law	42	143	143	48	185
Global Positional – Satellite	476	670	612	623	1146
Global Positional Satellite – Cellular	200	77	262	15	277
Home Confinement – Federal Offender	28	128	127	32	156
Intensive Supervision	738	1081	988	870	1819
Intensive Supervision – Low Functioning Offenders	37	17	24	29	54
Intensive Supervision – Pretrial Release	90	191	198	85	281
Intensive Supervision Sex Offenders	902	575	591	928	1477
Intensive Supervision—Team	26	10	21	15	36
Jail (Designated Site)	4	65	60	9	69
Low Risk Probation	5612	5443	5876	5248	11055
Mental Health Court	31	20	24	30	51
Mental Health Reentry	116	172	105	191	288
Minimum Risk Program	1067	1613	1256	1434	2680
Night Reporting—Residential	0	6	1	6	5
One Stop Reentry	261	287	238	331	548
OWI Pre-Placement	15	133	130	18	148
Radio Frequency	90	172	199	66	262
Reentry Support Project	1	0	1	0	1
SCRAM (Secure Continuous Remote Alcohol Monitoring)	15	114	84	51	129
SWAP	0	9	6	3	9
Top 25	18	19	23	15	37
Transitional Mental Health Re-Entry	61	94	151	12	155
Video Display/Breath Alcohol Test/Radio Frequency	30	68	74	25	98
Voice Verification	1	0	1	0	1
WOCMM (Women Offenders Case Management Model)	371	874	464	819	24001
Youthful Offender Program Supervision	23	19	18	25	42
Statewide Totals Specialties	10861	13140	12921	11521	24000

*Offenders Served is defined as Active at Start plus New Admits

CBC Statewide Specialties Closure

	Administrative	Successful	Unsuccessful	Intermediate Sanction	Totals
Any Trax	1	23	1	7	32
Batterer's Education Supervision	1	5	2	0	8
Day Reporting—Residential	57	367	42	104	570
Drug Court Supervision	67	110	128	3	308
Federal BOP	8	263	26	0	297
Federal Pretrial	0	15	9	0	24
Federal Public Law	4	97	42	0	143
Global Positional – Satellite	178	256	83	95	612
Global Positional Satellite – Cellular	76	96	39	51	262
Home Confinement – Federal Offender	3	114	5	5	127
Intensive Supervision	220	458	261	49	988
Intensive Supervision – Low Functioning Offenders	1	8	13	2	24
Intensive Supervision – Pretrial Release	40	106	52	4	198
Intensive Supervision Sex Offenders	254	185	129	23	591
Intensive Supervision—Team	6	6	9	0	21
Jail (Designated Site)	0	57	2	1	60
Low Risk Probation	339	4585	883	69	5876
Mental Health Court	3	10	4	7	24
Mental Health Reentry	32	38	29	6	105
Minimum Risk Program	128	1010	25	93	1256
Night Reporting-Residential	0	0	0	5	5
One Stop Reentry	51	115	61	11	238
OWI Pre-Placement	17	101	10	2	130
Radio Frequency	14	137	18	30	199
Reentry Support Project	0	0	0	1	1
SCRAM (Secure Continuous Remote Alcohol Monitor)	7	64	9	4	84
SWAP	0	5	0	1	6
Top 25	4	10	2	7	23
Transitional Mental Health Reentry	27	95	25	27	151
Transportation Holdover	0	0	0	1	1
Video Display – Breath Alcohol Test	8	49	8	8	74
Voice Verification	0	1	0	0	1
WOCMM (Women's Offender Case Management Model)	102	206	124	102	464
Youthful Offender Program Supervision	3	10	5	3	18
Totals:	1651	8609	2046	615	12921



CBC Residential Services

CBC Residential Services—Statewide Snapshot

Supervision Status	Active at Start 7/1/12	New Admits FY13	Closures FY13	Active at End 6/30/13	Offenders Served*
Federal	168	489	455	194	657
Interstate Compact Parole	1	5	2	2	6
Interstate Compact Probation	0	14	5	0	14
Jail (Designated Site)	3	54	32	8	57
OWI Continuum	137	372	410	120	509
Parole	8	53	28	10	61
Pretrial Release With Supervision	12	46	21	3	58
Probation	779	2018	1684	824	2797
Special Sentence	56	143	113	58	199
Work Release	478	1571	1519	435	2049
Statewide Total	1642	4765	4269	1654	6407

*Offenders Served is defined as Active at Start plus New Admits

CBC Residential Services—Statewide Closure Type

	Administrative	Successful	Unsuccessful	Totals
Federal	6	366	84	455
Interstate Compact Parole		2		2
Interstate Compact Probation	2	3	0	5
Jail (Designated Site)	1	29	2	32
OWI Continuum	60	295	55	410
Parole	3	20	5	28
Pretrial Release With Supervision	8	7	6	21
Probation	287	1004	393	1684
Special Sentence	17	65	31	113
Work Release	279	880	360	1519
Totals:	663	2671	936	4269

All Residential charts include R, VC and VT beds



CBC Intervention Programs

CBC Intervention Programs — Statewide

Intervention Program	Active at Start 7/1/12	New Admits FY13	Closures FY13	Active at End 6/30/13	Offenders Served*
Batterer's Education Program	3021	2330	1985	3249	5351
Day Program	2182	2375	2341	2187	4557
Drug Court Program	342	326	346	318	668
Dual Diagnosis Program	19	20	23	18	39
OWI Program	218	507	519	202	725
Restorative Justice Program	38	47	47	34	85
Sex Offender Program	1100	423	347	1153	1523
TASC Program	34	9	27	16	43
Women Offender Program	8	0	8	0	8
Youthful Offender Program	69	32	56	50	101
Totals:	7031	6069	5699	7227	13100

*Offenders Served is defined as Active at Start plus New Admits

CBC Intervention Programs — Closure

	Administrative	Intermediate Sanction	Successful	Unsuccessful	Totals
Batterer's Education Program	289	8	1533	155	1985
Day Program	147	55	1260	879	2341
Drug Court Program	118	2	95	131	346
Dual Diagnosis Program	2	0	15	6	23
OWI Program	13	10	346	150	519
Restorative Justice Program	1	0	44	2	47
Sex Offender Program	52	5	154	136	347
TASC Program	3	1	15	8	27
Women Offender Program	0	0	5	3	8
Youthful Offender Program	1	1	31	23	56
Totals:	626	82	3498	1493	5699

Pretrial Interviews

Pretrial Interviews

Type	Number of Pretrial Interviews	Percentage of Pretrial Interviews
Intensive	552	4.7%
Non-Compliant	335	2.8%
Regular	10,870	92.5%
Total	11,757	100.0%

Pretrial Interviews by Offense Class and Type

Offense Class	Intensive	%	Non-Compliant	%	Regular	%	Total	% of Total
A Felony	2	5.7%	2	5.7%	31	88.6%	35	0.3%
B Felony	99	11.2%	15	1.7%	769	87.1%	883	7.5%
Other Felony					14	100.0%	9	0.1%
C Felony	112	9.1%	34	2.8%	1079	88.1%	1225	10.4%
D Felony	152	5.2%	58	2.0%	2694	92.8%	2904	24.7%
Aggravated Misdemeanor	98	3.1%	103	3.3%	2952	93.6%	3153	26.8%
Serious Misdemeanor	7	2.8%	87	3.2%	2593	94.1%	2756	23.4%
None		7.8%	1	1.3%	70	90.9%	77	0.8%
Simple Misdemeanor		1.0%	35	5.0%	655	94.0%	697	5.9%
Other Misdemeanor					5	100.0%	5	0.0%
Felony—Enhancement to Original Penalty					8	100.0%	8	0.1%
Felony—Mandatory Minimum								
Statewide Total	552	4.7%	335	2.8%	10,870	92.5%	11,757	100.0%

Presentence Investigations

Presentence Investigations

Form Type	Number of Pre-Sentence Investigations	Percentage of Pre-Sentence Investigations
Long	5821	63.0%
Short	2171	23.5%
Pre-Plea	358	3.9%
Post Conviction	885	9.6%
Total	9235	100.0%



Assessments Submitted FY13

Assessment Tool	1JD	2JD	3JD	4JD	5JD	6JD	7JD	8JD	CBC Totals
ACUTE 2007	646			89		1,091	252	255	2,333
ASAM PPC2R				36					36
Beta II IQ									0
Board of Parole Ordered					3			1	4
BOP Risk Assessment									0
CASAS Employability Competency System									0
CASAS Life Skills									0
Colors		12	3		66	1		5	87
Court Ordered	377	408	280	20	614	298	240	301	2,538
Criminal Sentiments Scale					433				433
Female Custody Classification									0
Female Custody Reclassification									0
Iowa Head Injury Screening Instrument						805			805
Iowa Risk Assessment	1,849	2,171	1,411	563	7,564	1,164	905	1,140	16,767
Iowa Risk Reassessment	5,323	4,176	3,146	1,103	11,803	2,913	2,464	3,176	34,104
ISORA	1	7	34	1	34	82	23	71	253
ISORA/Static-99-R Combined		3	15			58	21	19	116
ISORA8								2	2
Jesness	777	689	294	303	1,445	745	328	224	4,805
LSI_R	2,759	1,566	1,413	809	4,805	2,284	1,639	1,576	16,851
LSI_R Trailer Institution									0
LSI_R Trailer Pre-Release									0
LSI_R Trailer Probation/Parole	80			20		28			128
Male Custody Classification			1						1
Male Custody Reclassification									0
MIFVPP									0
MMPI					39				39
OWI Continuum Worksheet II	98	74	61	16	53	72	71	33	478
Professional Judgment	74	19		26	171	756	75	127	1,248
Psychosexual Assessment	1	24		2	40	22			89
SASSI								2	2
Sexual Violence Propensity - Female Offender	60	57	15	75	163	67		29	466
Sexual Violence Propensity - Male Offender		160	6	13	69			39	287
Sexual Violence Propensity Revised - Male Offender	299	169	163	174	554	464		143	1,966
ShIPLEY IQ									0
SIR									0
Stable 2007	108	160	2	42	68	141	59	44	624
Static-99									0
Static-99-R	49	43	30	31	81	56	26	60	376
TABE					1				1
TCU Drug					2	445			447
URICA						812			812
Wais-R IQ									0
TOTAL ASSESSMENTS	12,501	9,738	6,874	3,323	28,008	12,304	6,103	7,247	86,098

Electronic Monitoring Report

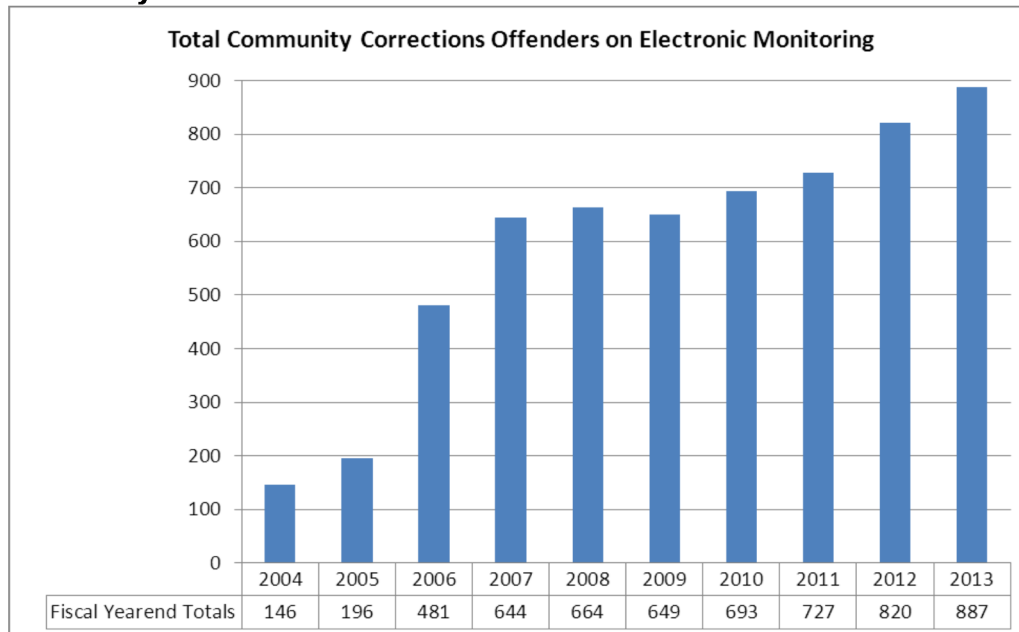


Electronic Monitoring Report October 2013

Overview

Effective FY2006, the *Iowa Code* mandated a minimum of five years of electronic monitoring for persons under community supervision who had committed certain offenses against a minor, including sexually violent offenses. As a result of this law, the number of community corrections offenders on electronic monitoring systems (EMS) more than doubled during FY2006, from 196 to 481 offenders. Between FY2006 and FY2013 the EMS population grew by another 406 offenders, or by about 84%. As of fiscal yearend 2013, 887 offenders are on some form of electronic monitoring in the community, and the majority is sex offenders.

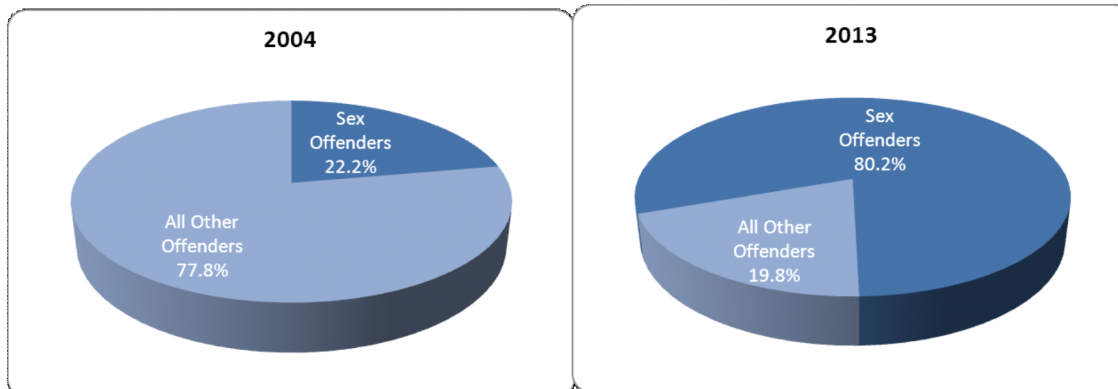
Community Corrections Offenders on EMS: FY2004-2013



Source: ICON; GPS billing lists.

Sex Offenders on EMS in Community Corrections

Note: Sex offenders were identified based on their most serious offense, Iowa sex offender registration, and/or whether they were receiving specialized sex offender supervision or treatment.





Electronic Monitoring Report

In 2009 the law mandating electronic monitoring for certain offenders whose offenses involved minors was changed to permit discretion to the district departments of correctional services, to base these decisions on validated sex offender risk assessments and other factors. However, EMS populations will continue to grow due to passage of legislation in 2005 establishing special sentences for sex offenders to commence upon completion of the sex offense (per *Iowa Code* §903B.1 and §903B.2); special sentences are for ten years or life, depending on the level of the sex offense. The Iowa Division of Criminal and Juvenile Justice Planning (CJJP) projects a substantial increase in the numbers of sex offenders in the coming years due to special sentence provisions.

Beginning in FY2010 the Iowa Department of Corrections began an electronic monitoring program for prison inmates convicted of serious offenses who the Iowa Board of Parole indicated should begin preparing for reentry. The offenders are minimum custody inmates, and are required to be on GPS monitoring while working outside the secure perimeter of the institutions. **As of fiscal yearend 2013, a total of ten inmates were on GPS (all at the North Central Correctional Facility in Rockwell City) and are included in the counts for the remainder of this report.**

Types of Electronic Monitoring Systems

Several types of EMS are currently in use:

Radio Frequency. A monitoring receiver unit in the home is attached to the offender's phone and plugged into the phone jack as well as an electrical outlet. The offender wears a waterproof transmitter on the ankle that detects and alerts for tampering (for example, if the strap is opened or cut, or if the transmitter is not against the skin). This unit monitors the offender's arrivals and departures and is useful in assessing curfew compliance.

Global Positioning Satellite (GPS). The offender wears the Radio Frequency transmitter described above. Additionally, this system reports: a) time and date of arrival and departure from home; b) the travel path and times while out of the home; c) any removal or tampering of the transmitter or monitoring unit; and d) any violations of exclusion zone criteria (designated area(s) the offender is restricted from entering, such as a victim's home). This unit will report in as soon as the offender arrives home. A cell phone can be added to provide capability for immediate reporting.

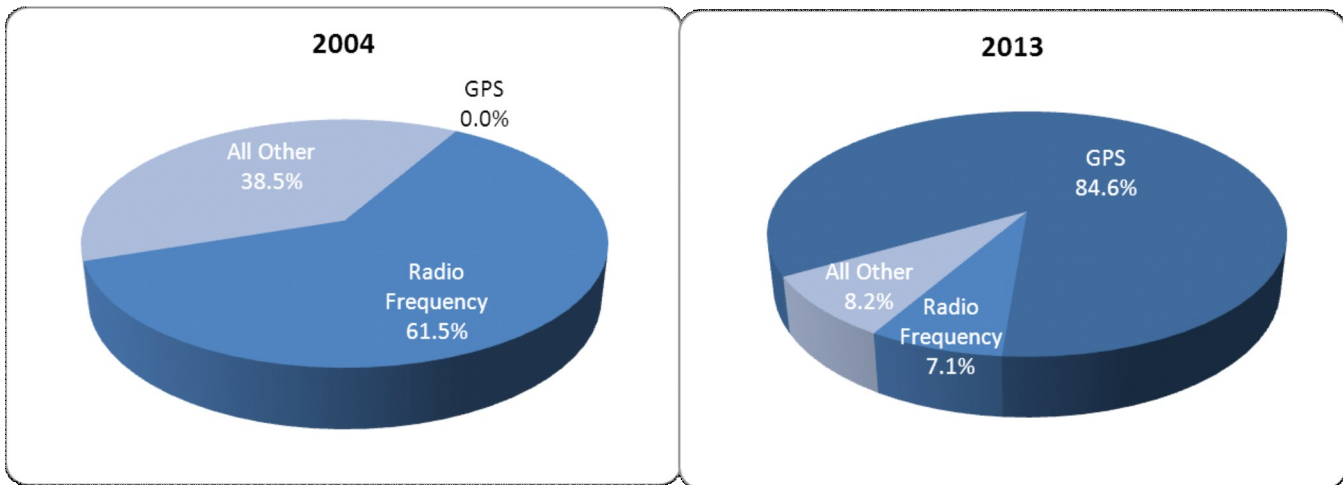
Video Display/Breath Alcohol Test/Radio Frequency. The offender wears the Radio Frequency transmitter described above. Additionally, a video display telephone in the home allows for visual verification of the offender's presence as well as confirmation of offender identity during the breath alcohol content test. This system is primarily used to assess compliance with alcohol consumption restrictions as well as curfew.

Electronic Monitoring Report

SCRAM (Secure Continuous Remote Alcohol Monitor). The offender wears a bracelet that uses transdermal technology to sample alcohol use as often as every half hour, which automatically sends that data to a modem in the offender's home. The modem transmits the data to the SCRAM service provider on a pre-determined schedule (at least once a day). This system is primarily used to assess compliance with alcohol consumption restrictions.

In addition to the growth in the numbers of offenders on EMS, there has been a shift to higher tech global positioning system (GPS) equipment. There was no GPS in use in 2004; offenders began to be placed on GPS in late 2005 and by the end of that year only about 1% of offenders on EMS were on GPS. As of fiscal yearend 2013, about 84.6% of offenders on EMS are on GPS.

Offenders on EMS by Type of System



Offenders on Electronic Monitoring: 2013

Between 2012 and 2013 the number of offenders on EMS increased by about 6.8%. This was due to a continued rise in use of GPS and a large increase in SCRAM.

Offenders on EMS by Type of System

EMS Type	June 30 Populations		% Change
	2012	2013	
Global Positioning Satellite	704	759	7.8%
Radio Frequency	89	64	-28.1%
SCRAM (Secure Continuous Remote Alcohol Monitor)	16	50	212.5%
Video Display/Breath Alcohol Test/Radio Frequency	31	24	-22.6%
Total:	840	897	6.8%

Electronic Monitoring Report

As shown below, the 5th judicial district is the largest user of electronic monitoring, accounting for nearly 25% of total EMS usage (and is also the most populous district).

Offenders on EMS by Judicial District & Prison: June 30, 2013

	Global Positioning Satellite	Radio Frequency	SCRAM (Secure Continuous Remote Alcohol Monitor)	Video Display/Breath Alcohol Test/ Radio Frequency	Totals
1JD	122		1		123
2JD	110	13		1	124
3JD	68	32	6		160
4JD	59		9		68
5JD	154	17	34	18	223
6JD	75	1		4	80
7JD	74	1		1	76
8JD	87				87
NCCF	10				10
Totals	759	64	50	24	897

Note: Community corrections districts are labeled by number. NCCF is the North Central Correctional Facility in Rockwell City.

The following pages list offenders on EMS as of June 30, 2013 by most serious offense. Please note not all sex offenders are identifiable by their most serious offenses. For example, certain kidnapping and burglary offenses involved attempted or completed sexual assault. Also, some offenders have discharged their sex offenses but are still required to be on the Iowa Sex Offender Registry, and are currently under supervision for other types of offenses.



Electronic Monitoring Report

Offenders on EMS by Offense Type & Offense

Violent

	Total
ASSAULT - SERIOUS INJURY	1
ASSAULT CAUSING INJURY--PEACE OFFICERS/OTHERS	1
ASSAULT INTENT OF INJURY	4
ASSAULT W/BODILY INJURY OR MENTAL ILLNESS	9
ASSAULT W/INTENT TO COMMIT SEXUAL ABUSE/BODILY INJURY	4
ASSAULT W/INTENT TO COMMIT SEXUAL ABUSE/NO INJURY	37
ASSAULT WHILE PARTICIPATING IN FELONY	1
ATTEMPT BURGLARY 1ST DEGREE	1
ATTEMPT TO COMMIT MURDER	2
ATTEMPT TO ENTICE AWAY MINOR	5
BURGLARY 1ST DEGREE	1
CHILD ENDANGERMENT/BODILY INJURY	1
CHILD ENDANGERMENT/NO INJURY	7
CONSPIRACY/COMMIT FORCIBLE FELONY	1
CRIMINAL TRANSMISSION OF HUMAN IMMUNODEFICIENCY VIRUS	1
DOMESTIC ABUSE (SUBSEQUENT OFFENSES)	1
DOMESTIC ABUSE ASSAULT	1
DOMESTIC ABUSE ASSAULT - 2ND OFFENSE	4
DOMESTIC ABUSE ASSAULT - BODILY INJURY - MENTAL	4
DOMESTIC ABUSE ASSAULT - IMPEDING AIR FLOW	1
DOMESTIC ABUSE ASSAULT WITH INTENT OR DISPLAYS A WEAPON	3
DOMESTIC ABUSE ASSAULT WITHOUT INTENT CAUSING INJURY	1
ENTICING AWAY A MINOR	3
GOING ARMED WITH INTENT	1
HARASSMENT / 1ST DEG.	3
HARASSMENT / 2ND DEG.	1
HARASSMENT / 3RD DEG.	1
HARBORING A RUNAWAY	1
HOMICIDE BY VEHICLE 321.261(4)-85%	1
INCEST	4
INDECENT CONTACT W/CHILD	28
INDECENT EXPOSURE	18
INTERFERENCE W/ OFFICIAL ACTS	1
INVASION OF PRIVACY-NUDITY	4
KIDNAPPING 3RD DEGREE	1

Electronic Monitoring Report

Offenders on EMS by Offense Classification & Offense (continued)

Violent (cont.)

	Total
LASC ACTS W/CHILD-SUPERVISION	6
LASCIVIOUS ACTS WITH A CHILD	60
LASCIVIOUS CONDUCT W/MINOR	3
MURDER 1ST DEGREE	1
MURDER 2ND DEGREE	5
NCIC - HOMICIDE	1
NCIC - OTHER SEX OFFENSE	32
NCIC - ROBBERY	1
NCIC - SEXUAL ASSAULT	19
NEGLECT OR ABANDONMENT	1
RAPE - (OLD CRIMINAL CODE)	1
ROBBERY 1ST DEGREE	1
Sex Exploit of Minor/Pur/Poss of Medium Depict - 1st Offense	2
SEXUAL ABUSE 3RD - NOT FORCIBLE FELONY	4
SEXUAL ABUSE-2ND DEGREE	11
SEXUAL ABUSE-3RD DEGREE	77
Sexual Exploit. By Counselor/Therapist	3
Sexual Exploit. by School Employee	3
SEXUAL EXPLOIT. OF A MINOR	12
SEXUAL PREDATOR - COMMUNITY SUPERVISION	3
SEXUAL PREDATOR 2 PRIOR CONVICTION SEX PREDATOR	2
SEXUAL PREDATOR 2) PRIOR CONVICTION SEX PREDATOR	1
Special Supervision Sentence-B or C Felony/Lifetime Parole	101
Special Supervision Sentence-D Felony or Misdemeanors/10 years parole	199
STALKING	3
STALKING--AGGRAVATED MISDEMEANOR - 1ST OFFENSE	2
VEHICULAR HOMICIDE/OWI 321J.2	1
VEHICULAR HOMICIDE/RECKLESS 321.261(3)	1
VEHICULAR HOMICIDE/U-INF. OR RECKLESS	1
VOLUNTARY MANSLAUGHTER	2
WILLFUL INJURY - CAUSING BODILY INJURY	1
WILLFUL INJURY - CAUSING SERIOUS INJURY	1
	Sum: 719



Electronic Monitoring Report

Offenders on EMS by Offense Classification & Offense (continued)

Property

	Total
ATTEMPTED BURGLARY 3RD DEGREE	1
BURGLARY 2ND DEGREE	4
BURGLARY 3RD DEGREE	9
CRIMINAL MISCHIEF 2ND DEGREE	2
FORGERY	6
POSSESSION OF BURGLARY TOOLS	1
THEFT 1ST DEGREE	3
THEFT 2ND DEGREE	4
THEFT 3RD DEGREE	2
THEFT 4TH DEGREE	1
Sum:	33

Drug

	Total
CONTROLLED SUBST-2ND OR SUB-NOT TO EXCEED 3X PENALTY	2
FAILURE TO AFFIX TAX STAMP	1
NCIC - DRUG LAW VIOLATION	4
POSSESSION OF A CONTROLLED SUBSTANCE	1
POSSESSION OF A CONTROLLED SUBSTANCE-3RD AND SUB.	2
Proh Acts-Mfg, Del, Consp or Poss w/Int-Cocaine GT 5gm but LT 50 gm	1
Proh Acts-Mfg, Del, Consp or Poss w/Int-Cocaine LT 500gm	1
Proh Acts-Mfg, Del, Consp or Poss w/Int-Cocaine LT 5gm	1
Proh Acts-Mfg, Del, Consp or Poss w/Int-Meth GT 5gm but LT 5kg	2
Proh Acts-Mfg, Del, Consp or Poss-Marij LT 50 kg	2
Proh Acts-Mfg, Del, Consp, or Poss w/Int-Amph LT 5 gm	1
Proh Acts-Mfg, Del, Consp, or Poss w/Int-Meth LT 5 gm	8
Proh Acts-Mfg, Del, Consp, or Poss w/Int-Other Subst Sched I, II, III	1
Proh Acts-Poss Prod Int for Mfg Cont Subst-Pseudoephedrine	2
UNLAWFUL POSSESSION OF PRESCRIPTION DRUG	1
Sum:	30

Electronic Monitoring Report

Offenders on EMS by Offense Classification & Offense (continued)

Public Order

	Total
ALCH. CHAPTER 123 VIOL./2ND OFF	1
ALCOHOL CHAPTER 123, 3RD AND SUBSEQUENT	3
CONSPIRACY/COMMIT FELONY	1
CONSUMPTION/INTOXICATION 2ND OFFENSE	1
CONSUMPTION/INTOXICATION 3RD OR SUB.	3
DISEM/EXHIB OBSCENE MATERIAL TO MINOR	5
NCIC - FAMILY OFFENSE	2
NCIC - OWI	3
NCIC - TRAFFIC	1
NCIC - WEAPONS OFFENSE	9
OPER VEH WH INT (OWI) / AGR MISD	1
OPER VEH WH INT (OWI) / AGR MISD / 2ND OFF -	15
OPER VEH WH INT (OWI) / SER MISD / 1ST OFF -	7
OPER VEH WH INT (OWI)/CLASS D FEL/3RD AND SUBSEQUENT OFF	15
OPERATE VESSEL WHILE INTOX/1ST	1
PROSTITUTION	1
PUBLIC INTOXICATION	1
RECEIPT, TRANSPORT., POSSESSION FIREARM BY A FELON	1
Sex Offender - Registration Violation - 1st offense	8
Sex Offender - Registration Violation - 2nd or subsequent offense	16
Sex Offender - Registration Violation 2nd or subsequent offense	2
SEX OFFENDER REGISTRY - FAILURE TO COMPLY	2
TELEPHONE DESSEMINATION OF OBSCENE MATERIAL TO MINORS	3
TRAFFICKING IN STOLEN WEAPONS	1
Sum:	103

Other

	Total
BESTIALITY	2
COURT ORDERED CCUSO SUPERVISION*	1
HABITUAL OFFENDER (PERSON)	1
HABITUAL OFFENDER (PROPERTY)	5
NCIC - MISCELLANEOUS	1
PROHIBITED ACTS - NON CERTIFIED MEDICAL CARE PROVIDER	1
SOLICITATION TO COMMIT FELONY	1
Sum:	12

* Court Ordered Supervision Following Placement in the Civil Commitment Unit for Sex Offenders in Cherokee, Iowa.



REPORTS FROM THE OFFICES OF:

Administration
Offender Services
Education

Learning Center
Safety and Health
Victim Services

Policy and Legal

Media and Public Relations

Investigative Services

Iowa Prison Industries

Jail Inspections



Office of Administration



Brad Hier
Deputy Director of
Administration

The Department of Corrections (DOC) received \$374,587,924 in general fund appropriations in FY 2014, or an increase of \$12,909,325. The increase includes:

- ⇒ \$7.5 million to open new facilities at the Iowa State Penitentiary at Fort Madison and the Iowa Correctional Institution for Women at Mitchellville, close the Women's unit at the Mount Pleasant Correctional Facility, and open Community-Based Corrections (CBC) facilities in Waterloo, Sioux City, Cedar Rapids, Davenport and Ottumwa.
- ⇒ \$398,000 to create a telepsychiatry services to Community Based Corrections with coordination through Iowa Medical Classification Center at Oakdale.
- ⇒ \$250,000 increase for corrections education.
- ⇒ \$1.6 million increase for the Iowa Corrections Offender Network (ICON). Of this amount, \$500,000 is currently funded through an allocation from the Technology Reinvestment Fund.
- ⇒ \$500,000 to renovate or replace the bunk house at Farm One at Fort Madison to house minimum-security offenders currently housed at the John Bennett Unit.
- ⇒ \$2.6 million increase for correction operations, which funds personnel costs in order to avoid reductions in existing staff.
- ⇒ Closure of the following facilities in FY 2014: the Clinical Care Unit (CCU) and John Bennett Unit (JBU) at Fort Madison and the Women's Unit at Mount Pleasant.

As the Department navigates through FY 2014, several budget goals and objectives will be critical to our success:

- ⇒ Continue to hire, train and retain the best possible staff.
- ⇒ Continue our efforts to further reduce overtime as we have done two of the last three years.
- ⇒ Keep Central Pharmacy spending at FY 2013 levels.
- ⇒ Keep focus on master menu for the institutions.
- ⇒ Devote more Central Office staff time to CBC budget practices.
- ⇒ Open seven "new" facilities without incident.
- ⇒ Expand current efforts in Evidence Based Practices to continue to reduce the prison population and CBC workload.
- ⇒ Explore dialysis equipment opportunities with UIHC to provide that service at IMCC.
- ⇒ Fund within existing resources the cost of remodeling LUA at Anamosa to house protective custody offenders from across the system.
- ⇒ Move the IMCC records operation to a location outside the secure perimeter.
- ⇒ Continue partnership with Board of Parole.
- ⇒ Review placement of Geriatric Unit at IMCC within existing resources.

During FY 2014, hiring plans for Fort Madison, Mitchellville, Waterloo, Sioux City, Cedar Rapids (ANCHOR), Davenport and Ottumwa are critical to our operations as a significant portion of the offender population will transition during this time and the number of beds will adjust across the entire corrections spectrum. In particular, Fort Madison will continue the hiring of correctional officers and other job classifications to offset the loss of new retirees. A review of temporary staff hires will occur to allow for training of current staff at the new maximum-security facility. Mitchellville will hire 76 staff across multiple job classifications including security, medical/mental health, maintenance, technology and administration. In total, CBC locations have 65 staff to hire and include Residential Officers, Dietary, Maintenance and Parole Probation Officers which are vital to daily operations and treatment of the offender population.



Office of Administration

Another main component of the budget process in a fiscal year is the submittal of the Department's budget for the next fiscal year, as approved by the Board of Corrections. The review and approval process occurs during August and September with formal submittal of budget requests to the Governor's Office by October 1.

FY 2015 requests include:

<i>Restoration to FY 2014 Legislative Action</i>	<i>FTEs</i>	<i>Amount</i>
Correction Operations	7.00	\$ 2,571,309
Anamosa Luster Heights	15.00	\$ 1,643,039
CBC Expansion: Residential Caseload & Treatment Management	23.20	\$ 1,708,885
Education: Literacy/GED, Vocational & Life Skills	0.00	\$ 250,000
Sub Total	45.20	\$ 6,173,233

New Funding Requests Above Base Budget (If Funds Allow)

Mitchellville: Assisted Living, Hospice, Skilled Nursing Care,	16.00	\$ 935,779
Sex Offender Growth & Community Monitoring	16.00	\$ 1,091,453
CBC Staffing Based on Offender Success in 5 th District Only	12.00	\$ 731,892
Prison Staffing Based on Offender Success	30.00	\$ 1,608,630
Critical Mental Health Needs: Psychologist & Nurse	10.00	\$ 676,960
PREA Compliance	5.00	\$ 502,242
Drug Court Restoration: Federal Funds	0.00	\$ 316,590
Education: Literacy/GED, Vocational & Life Skills	0.00	\$ 500,000
Fiscal Oversight: CBC & Prison	1.00	\$ 67,696
Realignment of Existing Resources: Mentally Ill Offenders	3.00	\$ -
Realignment of Existing Resources: Hepatitis Prevention &	0.00	\$ -
Sub Total	93.00	\$ 6,431,242

FY2015 Grand Total Restoration and New Funding	138.20	\$ 12,604,475
---	---------------	----------------------

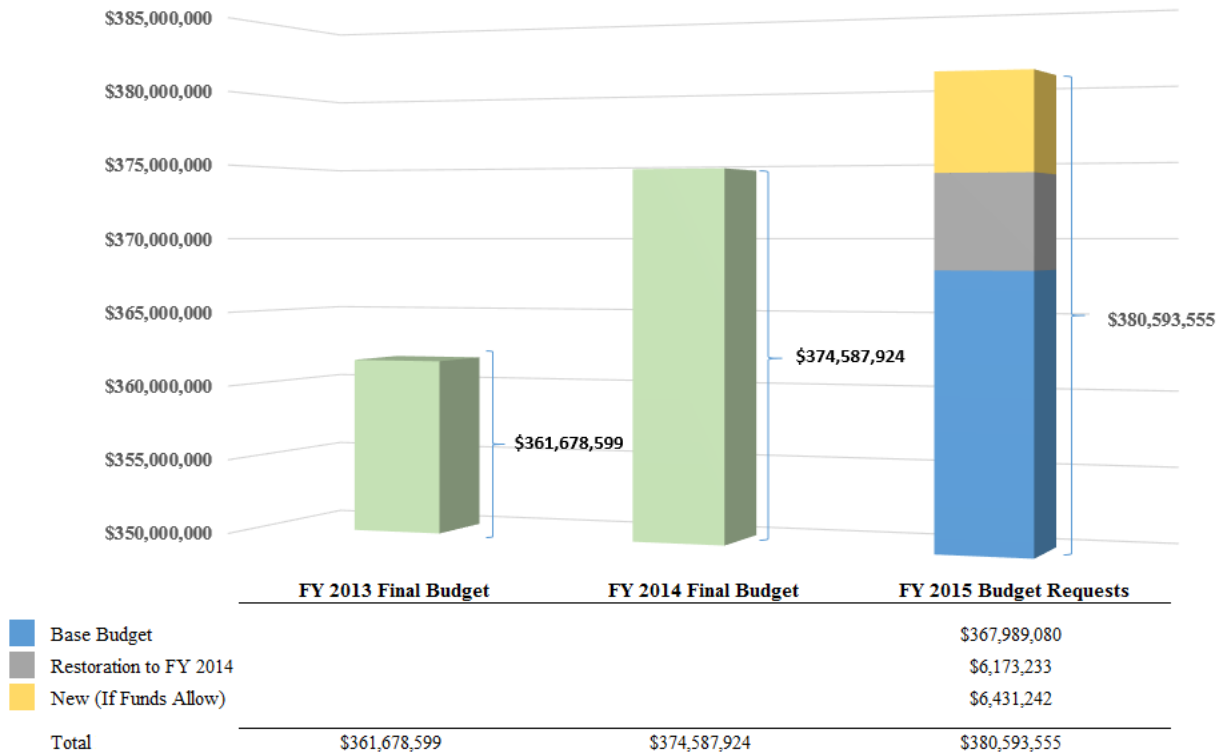
Capital Request: In addition to the biennium request submitted

Anamosa Boiler Replacements & Enclosure (Life Safety)	*	\$ 1,250,000
---	---	--------------

*\$3,750,000 FY 2016

Office of Administration

Budget Summary



The Department continues to find operational efficiencies that reduce expenditures in order to focus financial resources on programs that will further reduce Iowa's recidivism rate. Some have been listed as part of the FY 2014 budget goals and objectives. From this list, a couple of note include the Department's efforts in Evidence Based Programs like offender reentry and drug courts. Iowa's recidivism rate has declined to 30.8% which is fully 3.1 percentage points lower than the rate just five years ago. During that same time period, focused reentry programs for female and African American offenders has produced positive results. The recidivism rate for female offenders dropped by 5.5 percentage points and the rate for African American offenders fell by 8.4 percentage points. Each of these results contributes to reducing the future cost of corrections in Iowa.

Collaboration with other state agencies is critical to offender population management and efficient use of the correctional system, while maintaining public safety. The Board of Parole and DOC in August 2013 implemented a fully electronic and functional paperless parole system into the Iowa Correctional Offender Network (ICON). This technology integration enables 100% paperless, real time reporting, decision making process with automated risk assessments, which places Iowa first in the nation utilizing this type of technology integration as it does not exist in any other State.

Office of Administration

Specific real-time and automated applications include:

- Release plan, docket creation, decisions, voting recording, new decision code/condition structure, correspondence, recall dates, assessment, parole/work release agreements, migration, and notification letters.
- Additional phases scheduled for completion this fiscal year will encompass report of violation process, full deployment of executive clemency/commutation process, victim process, output and outcome reports and enhanced website functionality

As the Department progresses through FY2014 and navigates through upcoming facility openings, and the next Legislative Session, our focus shall not waiver from public safety, staff and the offender population while delivering a lean and efficient correctional system for the tax payers of Iowa.

Staff is our greatest asset and their professionalism demonstrated each day is truly appreciated. Due diligence on their part will continue to protect the public, staff and offenders and advance our vision of an lo-



FY13 Financial Status Reports—Institutions

		Actual Revenues and
	Resources Available	
---	Balance Brought Forward	86,495.00
05A	Appropriation	268,556,751.00
---	Appropriation Transfer	373,414.00
202R	Local Governments	152,700.00
204R	Intra State Receipts	107,716.00
205R	Reimbursement from Other Agencies	52,082.00
234R	Transfers - Other Agencies	203,924.00
401R	Fees, Licenses & Permits	402,692.00
501R	Refunds & Reimbursements	786,041.00
602R	Sale of Equipment & Salvage	-
603R	Rents & Leases	1,498,510.00
	Total Resources Available	272,220,325.00
	Funds Expended and Encumbered	
101	Personal Services-Salaries	216,543,838.00
202	Personal Travel (In State)	236,418.00
203	State Vehicle Operation	799,776.00
204	Depreciation	930,091.00
205	Personal Travel (Out of State)	13,739.00
301	Office Supplies	340,781.00
302	Facility Maintenance Supplies	1,732,782.00
303	Equipment Maintenance Supplies	1,069,895.00
304	Professional & Scientific Supplies	1,130,793.00
306	Housing & Subsistence Supplies	2,840,988.00
307	Ag,Conservation & Horticulture Supply	46,387.00
308	Other Supplies	664,354.00
309	Printing & Binding	-
310	Drugs & Biologicals	5,406,095.00
311	Food	10,689,864.00
312	Uniforms & Related Items	1,681,013.00
313	Postage	95,962.00
401	Communications	496,199.00
402	Rentals	114,619.00
403	Utilities	8,389,158.00
405	Professional & Scientific Services	2,493,076.00
406	Outside Services	1,379,579.00
407	Intra-State Transfers	-
408	Advertising & Publicity	6,455.00
409	Outside Repairs/Service	1,183,376.00
412	Auditor of State Reimbursements	-
414	Reimbursement to Other Agencies	4,142,474.00
416	ITS Reimbursements	538,055.00
417	Worker's Compensation	421,829.00
418	IT Outside Services	228,609.00
433	Transfers - Auditor of State Services	-
434	Transfers - Other Agencies Services	106,128.00
501	Equipment	797,222.00
502	Office Equipment	37,646.00
503	Equipment - Non-Inventory	770,224.00
510	IT Equipment	2,172,348.00
601	Claims	295.00
602	Other Expense & Obligations	3,537,872.00
608	Health Insurance Premiums	-
701	Licenses	11,168.00
705	Refunds-Other	-
901	Capitals	194,238.00
---	Balance Carry Forward	171,782.00
---	Appropriation Transfer Out	633,414.00
---	Reversion	171,783.00
	Total Expenses and Encumbrances	272,220,325.00

48 FY13 Financial Status Reports—Community Based Corrections

		Actual Revenues and Expenditures
Resources Available		
---	Balance Brought Forward	1,761,601.00
05A	Appropriation	83,448,356.00
201R	Federal Support	508,862.00
202R	Local Governments	775,024.00
204R	Intra State Receipts	85,039.00
205R	Reimbursement from Other Agencies	1,102,906.00
301R	Interest	26,992.00
401R	Fees, Licenses & Permits	5,023,297.00
402R	Tuition & Fees	3,137,240.00
501R	Refunds & Reimbursements	8,578,542.00
704R	Other	1,365,678.00
Total Resources Available		105,813,537.00
Funds Expended and Encumbered		
101	Personal Services-Salaries	90,691,306.00
202	Personal Travel (In State)	281,231.00
203	State Vehicle Operation	313,696.00
205	Personal Travel (Out of State)	10,362.00
301	Office Supplies	278,006.00
302	Facility Maintenance Supplies	160,292.00
304	Professional & Scientific Supplies	215,728.00
306	Housing & Subsistence Supplies	280,155.00
308	Other Supplies	17,023.00
311	Food	1,997,820.00
312	Uniforms & Related Items	990.00
401	Communications	622,639.00
402	Rentals	769,865.00
403	Utilities	1,179,503.00
404	Insurance & Debt Service	680.00
405	Professional & Scientific Services	2,933,972.00
406	Outside Services	824,724.00
407	Intra-State Transfers	1,668.00
408	Advertising & Publicity	17,377.00
409	Outside Repairs/Service	664,367.00
412	Auditor of State Reimbursements	67,633.00
414	Reimbursement to Other Agencies	208,352.00
416	ITS Reimbursements	271,386.00
417	Worker's Compensation	380,055.00
418	IT Outside Services	-
501	Equipment	291,822.00
502	Office Equipment	36,958.00
503	Equipment - Non-Inventory	178,755.00
510	IT Equipment	450,965.00
601	Claims	300.00
602	Other Expense & Obligations	309,719.00
609	Bonds, Credit Union, Deferred Comp	132,097.00
901	Capitals	267,468.00
---	Balance Carry Forward	1,782,269.00
---	Reversion	174,354.00
Total Expenses and Encumbrances		105,813,537.00

Results

Average Cost Figures FY2013

Prisons	\$90.81	per day cost
Length of Stay = 19.0 Months		
Community Based Corrections		
Pretrial Interviews	\$55.62	per interview
Presentence Investigations - Long	\$506.31	per investigation
Presentence Investigations - Short	\$55.80	per investigation
Pretrial Release with Supervision	\$3.11	per day cost
Low Risk Probation Supervision	\$0.52	per day cost
Probation/Parole Supervision	\$3.35	per day cost
Drug Court	\$15.46	per day cost
Sex Offender	\$14.86	per day cost
Batterer's Education Program	\$0.85	per day cost
Intensive Supervision Program	\$7.24	per day cost
Day Program		per day cost
Day Reporting	\$3.50	per day cost
Residential (includes Work Release, OWI, Probationers, etc.)	\$73.23	per day cost
Youthful Offender Program	\$17.11	per day cost
Cultural Specific Reentry Program	\$0.00	per day cost
Electronic Monitoring Bracelets:		
Voice Verification	\$1.85	per day cost
Radio Frequency	\$1.98	per day cost
Vicap (alcohol)	\$3.22	per day cost
GPS-Radio Frequency - Cellular	\$4.50	per day cost
GPS(active)	\$8.25	per day cost
GPS (passive)	\$3.84	per day cost





The Iowa Department of Corrections continues to actively seek opportunities with other state agencies, universities, and other organizations to conduct quality independent research and evaluation of Iowa corrections programs and operations. The Iowa Corrections Offender Network (ICON) is a rich data source to mine for information on what is working, as well as what is not effective. Research is key to advancing successful offender reentry, improving the effectiveness of programs and supervision strategies, and reducing victimization.

FY 2013 Accomplishments

- **Iowa Parole Risk Assessment.** During FY2013, the revision to the Iowa Board of Parole's risk assessment was completed. The new assessment is a statistically valid predictor of new violent crime and other victimization offenses among the offender population. The assessment is also being used by the DOC to assist in treatment and release planning where appropriate.
- **Iowa Residential Correctional Facilities Study.** The Iowa Division of Criminal and Juvenile Justice Planning completed a study examining offenders placed in these types of facilities. The study helped inform DOC and the Iowa Board of Parole what types of offenders benefit from these placements.

FY 2014 Goals

- **Implement the Dynamic Risk Assessment for Offender Reentry (DRAOR).** The DOC continues its researcher-practitioner partnership with Dr. Ralph Serin of Carleton University, Ottawa, Ontario on crime desistance research and use of the DRAOR in Iowa. The DOC will begin to use that assessment in FY2014 to assess which offenders are at risk for new crime or rule violations in the short-term, thus enhancing public safety.
- **Implement a Revised Iowa Risk Assessment to Determine Level of Community Supervision.** The DOC will complete work on a revised probation/parole risk assessment used by community-based corrections to determine level (intensity) of supervision of offenders. Factors identified in the revised Iowa Parole Risk Assessment study is informing this work. It is expected that the new assessment will predict new violent crime and other victimization offenses among supervised offender populations, thus enhancing public safety.
- **Complete a Researcher-Practitioner Partnership Project with Iowa State University.** Drs. David Peters and Andrew Hochstetler of Iowa State University received a grant from the National Institute of Justice to study Iowa's offender reentry process. Their study is examining individual, treatment and community effects on recidivism. They are currently in the second phase of the study, which involves visits to each of the eight district departments of correctional services to discuss findings specific to their districts.



Iowa Corrections Offender Network

2013 Accomplishments

- Institution Kiosks (commissary, kites, banking balance)
- Prison PDA Phase 1 (counts, rounds, security standards, generic notes)
- CBC Kiosk—Offenders have the ability to send messages to their case manager and vice versa. Will utilize the Kiosk to submit Travel Permit Requests Furlough/Pass Requests and Monthly Reports.
- ICON Report Templates—ability to merge ICON data into Microsoft Word documents.

2014 Goals

- Deploy a state charge code table that all agencies will use: DOC, Public Safety, Courts, County Attorneys, Department of Transportation, etc. (CJIS effort)
- The LiveScan system at IMCC, the offender fingerprint system for the Department of Public Safety, (DPS) will be fed data from ICON
- Offender DPS Rapsheets will be automatically updated from IOCN
- Continued Refinement of Performance Measures
- Prison PDA Phase 2 (medical pill line, food service, meal count, offender payroll, visiting)
- Continue Board of Parole's IPAROLE system integration to ICON
- Implementation of the DRAOR





Justice Data Warehouse

DOC has developed standardized reports for CBC and Prison. DOC collaborated with Criminal and Juvenile Justice Planning (CJJP) to establish the Justice Data Warehouse (JDW). The JDW stores ICON, Courts, Juvenile, and Public Safety data in one location. This allows us the functionality to tie our data into the court data for better recidivism rates than we've ever been able to compute historically. CJJP currently receives the Courts data daily and the Public Safety data weekly. DOC continues at a monthly timeframe.

FY2013 Accomplishments:

- CJJP Programmer took over all Teradata management duties that were originally assigned to DAS. Additional programming time was spent to modify the existing monthly load process so that we only update offenders that had changes occur. This reduced the monthly load processing from almost seven days to just under 12 hours.
- CJJP has installed a few JDW Portal updates, the tool utilized to access reports. Little change was seen by the end users in terms of look and feel, but the cost benefits for CJJP are significant both in cost and functionality.
- In June 2013, CJJP and the Department of Revenue procured a new Teradata server. This update has shown significant benefits in both query run-time and monthly processing. CJJP estimates that we are processing, on average, 20-30% faster.
- DOC and CJJP have improved a number of existing statistical reports. Various support tables were also updated. With changes to the Courts data, a number of DOC scripts had to be re-written to include the new tables for DOC reports that rely on Court information.

Much of the fiscal year was spent working on Specialty reports (which track usage of specialized supervision strategies and prison placements, thus creating a consolidated specialty) for both Prison Services and CBC, which improved reporting by eliminating over counting of exits and admissions of certain offenders transferring to locations within the same region.

FY2014 Goals:

- Update Prison Services new admission groups
- Continue to enhance reports used for CBC/Prison annual reports, and expand capabilities for reporting key information to decision-makers
- Create Recidivism reports to target specific populations (i.e. Sex Offenders)
- Continue Research priority reports. Programming changes to gain restitution information from the Courts.
- Create reports for employment data.
- Continue to utilize DOC data for research and analysis.



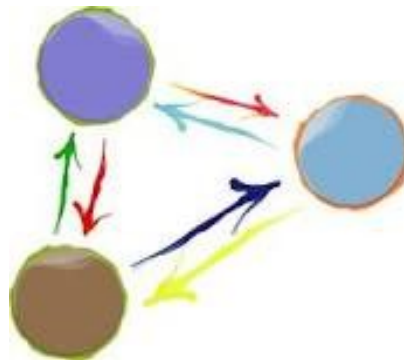
ICON System Interactions with Other Iowa Agencies

Data sharing projects deployed:

- * CJIS – ICON Sex offender information to Department of Public Safety (DPS) Sex offender Registry (SOR) system. DOC sends address, employment and education information to DPS SOR.
- * CJIS – DPS SOR system information to ICON. DPS SOR sends DOC address, employment, Tier, restrictions, etc. information
- * CJIS – County Attorney system sends DOC victim names when they register
- * CJIS – DOC sends County Attorney offender release information
- * CJIS – Presentence Investigations orders from the courts to DOC and submission of the PSI to the courts
- * CJIS – ICON offender Photo – allows local police officers to pull up a report from ICON w/ photo.
- * CJIS – NLETS (National Law Enforcement Telecommunications System) – Basic offender information feeds to this system which allows law enforcement from other states to query our data within a national database.
- * Monthly file to DHS for child support recovery, food assistance program, PHIP, Medicaid for fraud
- * VINE – DOC sends VINE offender movement information
- * Courts Electronic Data Management System (EDMS) – Portions of two Districts now query the EDMS system for court documents rather than documents being sent through the mail

New data sharing projects being worked on:

- * N-Dex (Law Enforcement National Data Exchange)
- * CJIS project to electronically supply DPS data for their Rapsheet so DPS staff can discontinue doing manually
- * CJIS – Probation/parole officer notifications at arrest
- * New CJIS exchange: Offender releases from prisons to courts.
- * CJIS (Criminal Justice Information System) – Statewide Crime code project – This CJIS effort will have DOC, DOT, County Attorneys, Courts and DPS all using the same crime code table.



Office of Offender Services



Jerry Bartruff
Deputy Director—
Offender Services

The focus of the Office of Offender Services is to implement evidence based practices related to the assessment, management and reduction of offender risk. All efforts are aimed at achieving successful offender reentry and improving public safety. Staff throughout the institutional and community based corrections system deliver evidence based interventions and supervision strategies that are informed or substantiated through research.

The Iowa Department of Corrections, the Judicial District Departments of Correctional Services and the Iowa Board of Parole have continued collaborative planning that focuses on efficient and effective movement of offenders along a continuum of supervision levels and treatment intensities. As risk levels change during an offender's supervision period, the system needs to respond with targeted programs and supervision strategies.

Offender Services Staff

Offender Services staff take on a wide range of roles that connect with every facet of the system. These categories of professional services include daily movement and transfer decisions for offenders, records and time computation, Work Release and OWI Program administration, project management and policy review, oversight of substance abuse programming, involvement with state level mental health issues, coordination of domestic violence programming, coordination of religious and spiritual programming, support for sex offender treatment units and the civil commitment process, oversight of all offender educational and vocational programming, initial reception classification assistance, out of state transfers, and interstate compact supervision. The following information reflects the quantity of work flowing through the Office of Offender Services, as well as the number of offenders involved in various levels of specialized programming.



Sex Offender Civil Commitment (SOCC)

The Offender Services Office leads the Directors Review and Multidisciplinary Committee's in collaboration with the Attorneys General Office in the review of offender cases, who meet the criteria, set forth by the Supreme Court/Iowa Code, for Sex Offender Civil Commitment (SOCC) prosecution.



SOCC Reviewed Cases

A total of 170 cases reviews were completed by the Director's Review Committee (DRC) with 15 referred to the Multidisciplinary Team (MDT). The MDT referred 14 cases on to the AG's office for prosecution as a Sexual Predator. During the fiscal year, the AG made the decisions to prosecute 4 for sex offender civil commitment; 5 cases will not be prosecuted; and 17 existing cases remain, pending AG review.



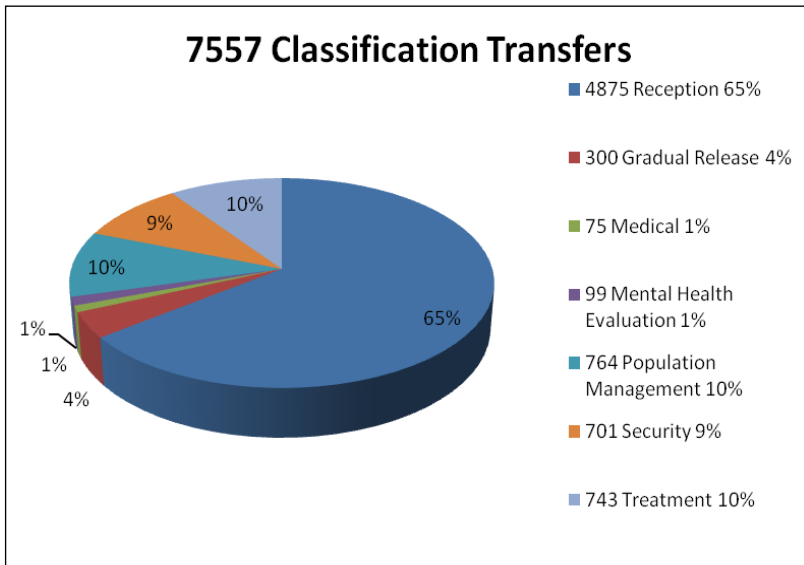
Civil Commitment Unit for Sexual Offenders (CCUSO)
The Cherokee Mental Health Institute
houses the maximum security CCUSO unit in its South Wing



Office of Offender Services

Central Classification

IDOC continues to use the Custody Classification instrument, implemented in 2009 on incoming offenders and reclassified all incarcerated offenders. The instrument is gender specific and structured to better assess risk to security and to society and appropriate incarceration custody level recognizing security, programming and reentry services. The new scoring instrument, utilized for both male and female offenders resulted in classification and re-classification of a significant portion of the population to minimum custody.



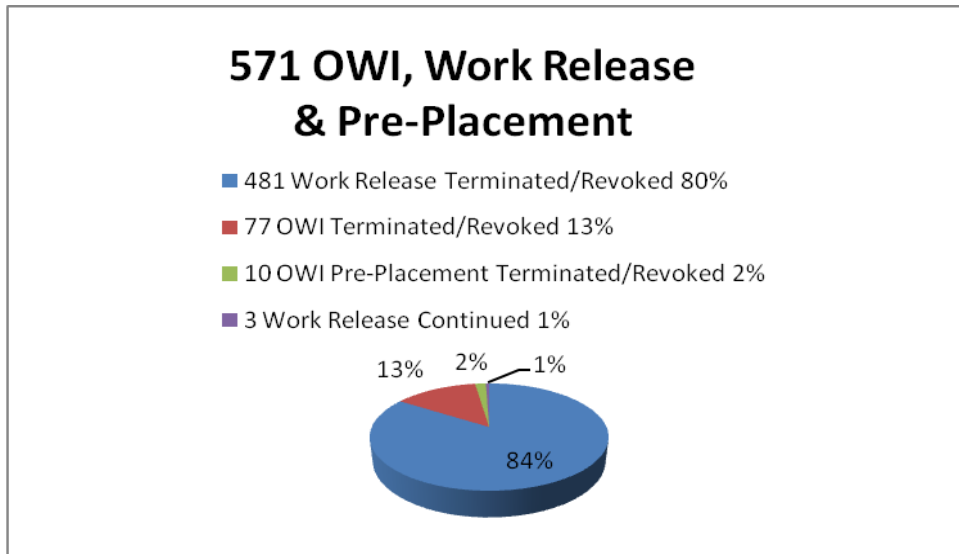
3345 Keep Separate Reviews:

3073 Approved
272 Ended

Community Placement- Work Release and OWI

Offender Services completed 571 classification decisions for Work Release and OWI offenders in community based residential facilities. 481 Work Release and 87 OWI offenders were returned to prison for violations.

Thirty-three appeals of Transfer Classification Decisions were reviewed and all decisions were upheld.



Office of Offender Services

Out of State Offender Supervision

53 BOP Release Plans were submitted:
19 Parole and 2 Special Sentence.

39 Out of State to Iowa
35 Out of State from Iowa
101 Out of State Concurrent Sentences



Interstate Compact

The supervision of probation and parole offenders who relocate from one state to another is governed by rules promulgated by the Interstate Commission for Adult Offender Supervision (ICAOS). ICAOS, which was enacted in 2001, has greatly improved oversight and enforcement authority relative to these rules.

In 2013 Iowa continued to do its part to enable ICAOS to fulfill its mission: “To guide the transfer of offenders in a manner that promotes effective supervision strategies consistent with public safety, offender accountability, and victim’s rights.” According to ICAOS statistics, at the close of FY 2013 Iowa probation and parole staff supervised 1,499 offenders at the request of other states while 1,338 Iowa offenders were supervised by other states on Iowa’s behalf.



At the 2012 ICAOS Annual Business Meeting Iowa Commissioner Charles Lauterbach was re-elected to a two year term as ICAOS Treasurer. In that capacity Mr. Lauterbach serves as a member of the Commission’s Executive Committee and Chairs the ICAOS Finance Committee that oversees an annual Commission budget of over 1.5 million dollars.

Time Comp Unit at IMCC:

Admission Time comp done on 4,128 offenders per E-1 movement report
Additional sentences processed = 1,376



Items of Interest:

The time comp unit had a new hire on 1/22/13 and another staff member transferred to IMCC security in May of 2013.

On 5/3/13 a new admission tracking database system was implemented.

During this fiscal year, ICON was programmed so that disciplinary time-loss cannot be taken if an offender has a sentence with a 902.12 mandatory minimum.



Sandra Smith
Director of Education

CORRECTIONAL EDUCATION PROGRAMS

Division of Offender Services

Iowa Department of Corrections

Annual Report FY 2013

The Correctional Education Mission is:

To provide individuals with educational opportunities and skills necessary to function successfully and responsibly in society upon their release

The Correctional Education Department is committed to developing comprehensive and standardized educational programs for offenders in the state of Iowa. In order to accomplish this goal, the department contracts with local community colleges and Area Education Agencies for regular and special educational services. This cooperation results in the provision of Literacy, ABE/GED, High School completion, Special Education classes, and Life Skills. Vocational programs were offered on a limited basis.



Chronicle / Michael Macer

Overview of Correctional Education Services

Literacy Programs

Offenders with a reading level below the 6th grade are required to participate in the Literacy Program. This program is a functional literacy program that provides offenders the opportunity to develop the educational skills necessary to function independently in society. These skills include, but are not limited to, reading, writing, and comprehension, along with an intensive phonics approach.



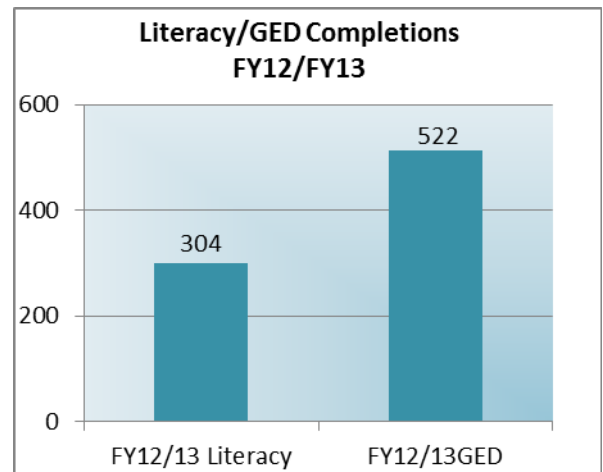
During FY 2013 the Literacy Program:

- ◆ Served **533** offenders in Literacy classes
- ◆ Provided **49,145** hours of instruction in literacy
- ◆ Awarded **304** literacy completions

ABE/GED Programs

The ABE program, in cooperation with the Literacy program, provides instruction for students who score below the 8th grade on the Test of Adult Basic Education (TABE). The instructional focus is on developing basic skills in reading, language arts, and mathematics, in preparation for GED course work.

Students whose skill levels are ninth grade and above are served in the GED program and prepare for the General Education Development Test. Subject areas addressed through this program include reading, writing skill, mathematics, social studies, and science.



During FY 2013 the GED Program:

- ◆ Served **1,022** offenders
- ◆ Provided **185,751** hours of instruction in GED
- ◆ Awarded **522** GED certificates

During FY 2013 Vocational Certificates

- ◆ Awarded **742** certificates

STAFF DEVELOPMENT WORKSHOPS FOR CORRECTIONAL EDUCATION STAFF 2012 - 2013: Correctional Educators participate in “Iowa Adult Numeracy Academy”.

Presented by, Dr. Larry Leutzinger and Larry Osthus

These workshops are a four-part series, which include both theoretical knowledge and practical techniques in teaching mathematics.



Office of Education

- **Participants will increase their mathematical content knowledge.**
- **Participants will increase the number and range of their instructional approaches for teaching math.**
- **Participants will expand their knowledge of what it means to do mathematics.**



Accomplishments: Eight of Iowa's Nine Correctional Facilities have received CEA accreditation (CONGRATS TO ALL!!)

CEA (Correctional Education Association) Accreditation Certificates were awarded to the following facilities July of 2013, at the CEA International Conference:

Fort Dodge Correctional Facility, North Central Correctional Release Facility and Iowa Medical & Classification Center received accreditation certificates (three year recertification). Iowa Correctional Institution for Women and Newton Correctional Release Center are being reviewed for CEA Accreditation 2014.

Life Skills Program (12 Weeks Re-Entry Program)

Life Skills curriculum is a holistic approach to transitional planning and life skills application. The curriculum is taught over a 12 week period, is a 188 classroom hours and 10 hours per week of homework.

The goal of the instructor is to help offenders integrate what they will learn into their lives in a way that allows them to make better decisions, with the most important choice, conduct themselves in a way that they stay out of prison.




Office of Education
CORRECTIONAL EDUCATION PROGRAMS
Iowa Department of Corrections

INSTITUTION	Literacy	GED	Special Education	Life Skills	ESL / ELL	Work Place Readiness	Vocational Education
ANAMOSA	X	X	X			X	X
CLARINDA	X	X	X	X		X	X
FT. DODGE	X	X	X	X		X	X
MITCHELLVILLE	X	X	X	X		X	X
FT. MADISON	X	X	X			X	
OAKDALE	X	X	X			X	X
MT. PLEASANT	X	X	X	X		X	X
ROCKWELL CITY	X	X	X	X		X	X
NEWTON	X	X	X	X		X	X
STATEWIDE	X	X	X			X	X





Correctional Education Goals: Four of the Five Correctional Education goals were met for 2013 fiscal year.

Goals FY 2013 – 2014

- A. To offer Life Skills at all prison facilities.
(Life skills at MPCF restarted for 2013/2014 fiscal year)
- B. Identifying and Implementing Certificated Vocational Education Programs at all correctional facilities.
- C. To conduct four staff development workshops at DOC for correctional teachers and liaisons.
- D. To continue collecting Education / Life Skills data its impact regarding recidivism and job placement.
- E. CEA preparation will continue at all institutions in anticipation of future audits.
- F. Preparation for Computer Base Testing FY 2014.
- G. Implementation of DOC/IPI/ Anamosa Pre-Apprenticeship Program Pilot.





Office of Learning Center



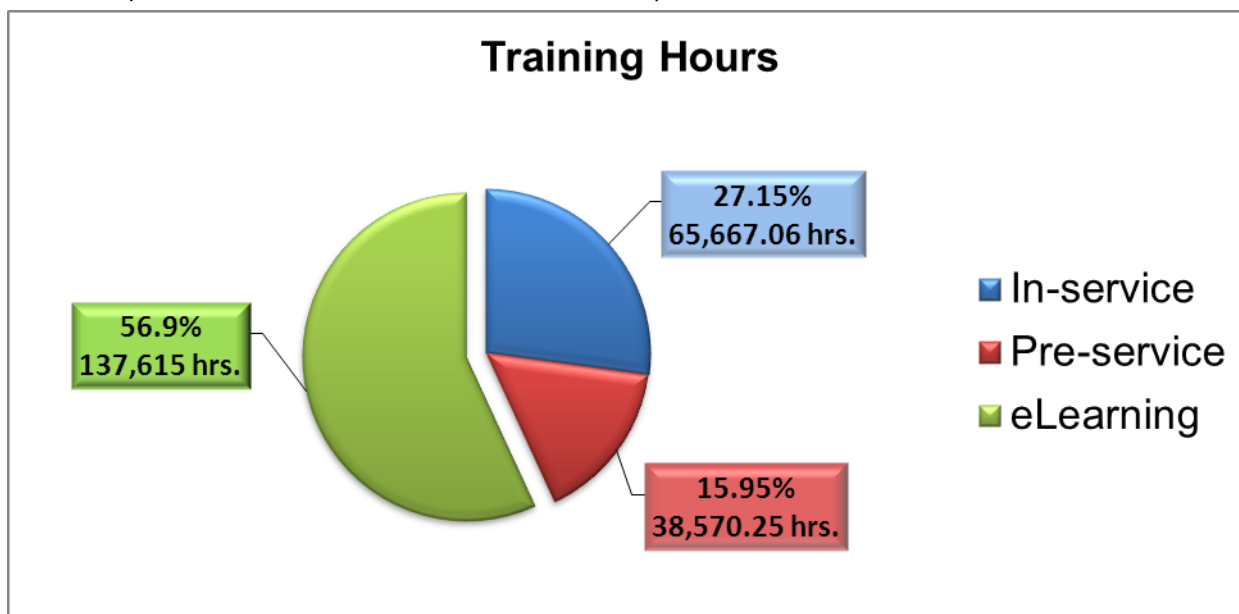
Darren Skeries—
Acting Director
Learning

Learning Center Annual Report Information

The Iowa Corrections Learning Center is responsible for agency-wide staff development training as well as providing centralized oversight of departmental training for both new employees and incumbent staff. It is the role of the Learning Center to provide IDOC employees with adequate knowledge, attitudes and skills that make the employees safe and positive contributors to the work of their respective facilities and the department overall, all the while being able to understand and act upon and advance the philosophy, mission, goals and operations of the IDOC.

2013 Training Year Accomplishments

The Iowa Department of Corrections database tracks training throughout the DOC institutions, Central Office and Community Based Corrections Districts (eLearning only for CBCs). During Training year 2013 the database showed a total of **241,852.31** hours of training provided statewide. **137,615** hours were provided via eLearning and **104,237.31** of those hours were provided through classroom/hands-on training. A further break down of classroom training reflects **65,667.06** hours for In-service and **38,570.25** hours for Pre-service.



For IDOC staff (Correctional Institutions, Community Based Correctional Judicial Districts and Prison Industries) there was an average of **64.6 training hours per employee in FY13**.

During the 2013 training year the Learning Center hosted seven Pre-service sessions for a total of **28 weeks of training, with 203 new staff members attending**.

In FY13 there were 59 hours of training offered via eLearning.



Office of Learning Center

Fiscal Year 2014 Training Goals/Objectives

Goal: To provide and ensure consistent training throughout the department.

Objective: The ICLC will develop all non-hands-on mandatory training, per policy, on eLearning for staff to utilize.

Goal: All IDOC employees will receive, at a minimum, the mandatory training topics per policy.

Objective: The ICLC will continue to provide centralized oversight and monitoring of training hours to ensure all employees meet the minimum requirements.

Goal: To provide staff with training that is specific, relevant and enhances personal and professional growth.

Objective: The ICLC will work with the Training Consortium, IDOC management and other key staff to identify additional job-relevant training needs.

Goal: To continue to identify and implement new and innovative approaches to training delivery.

Objective: The ICLC will research and develop new and interactive training delivery methods both within eLearning and classroom delivery.

Professional Development Training Strategies

The IDOC promotes and encourages staff development and higher learning. Participation in outside training and educational programs, including membership in local, state and national professional organizations is encouraged. Utilization of available National Institute of Corrections and American Corrections Association correspondence courses, online training, reference library, videos and internet/satellite broadcasts are also encouraged.

The ICLC will continue to provide frequent oversight and assistance to institution and district training staff to achieve a higher level of training consistency in the department. That training consistency will provide IDOC staff with quality and meaningful training they can use for professional and personal development.


The ICLC will coordinate with institutions and districts to ensure sufficient numbers of trainers/instructors are available to conduct training on a variety of topics.

The ICLC when feasible, will conduct regional training to reduce overtime and travel costs for institutions and districts.



Office of Safety and Health

Iowa Department of Corrections Annual Report Dan Duus Safety Director



Dan Duus Safety
Director

The department's budget limitations have had an impact on the Safety Officer positions over the past several years, throughout the department. Currently the department has two institutions with a full time Safety Officer, two institutions that share one full time Safety Officer, three institutions that hired Training Specialists with safety duties added to their responsibilities, one institution that utilizes a Sergeant for their Safety Officer, and one institution utilizing an Administrative Assistant II to address their safety issues. The department has experienced setbacks, relative to the safety program, because of those budget challenges and we have been able to, again, gain momentum in our safety effort.

We have continued to perform annual safety audits at each facility to address programs that are critical to worker safety and the audits remain a useful tool. We review the process routinely and revise the programs that are monitored to ensure the audits remain beneficial and efficient. Management team members at the facilities are included in the closing meeting, following the audit, to ensure they are aware of the audit findings and to keep them engaged in the overall safety program.

The department has made considerable progress toward the development of training lesson plans, a test after completion of the course, and an opportunity for the worker to demonstrate that they are capable of operating whatever equipment or machines they are expected to operate. Documentation of training that has been provided and consistency of the presentation of that training is the objective of the lesson plan development. We have several institutions that are challenged with a four month offender worker turnover and how to efficiently train the offenders prior to beginning their work assignment. The department has utilized offenders that are willing to assist in the development and presentation of training, while they are being closely monitored by staff. Involving offenders and exposing them to the training development effort is a fantastic re-entry experience they will, hopefully, be able to put to use as they transition to release.

The department continues to develop and practice active fire drill procedures to ensure our staff and offenders are familiar with the evacuation process and expectations in an emergency. We continue to strive toward realistic and active exercises in our locked units to ensure security practices are maintained during an evacuation.

As construction concludes at the Mitchellville and Ft. Madison facilities, we welcome the opportunity to occupy the new buildings and experience state of the art technology.





Office of Victim & Restorative Justice Programs

Office of Victim & Restorative Justice Programs
Annual Report – FY2013



Mary Roche—Director of Victim & Restorative Justice Programs

The office of Victim and Restorative Justice Programs assisted victims and communities in Iowa with direct services and training including: registration, notification, safety planning, information, and victim/offender dialogue sessions. The Office handled over **1,580** phone inquiries, and **1,647** new victims were assisted with registration alone. Each of these newly registered victims received information specific to Iowa DOC victim services, the Iowa Crime Victim Compensation Fund, and the VINE program. At the end of this fiscal year, **15,703** victims had active registrations with DOC.

This office also assisted with outreach to victims on behalf of Governor Branstad's office in two unique situations. Notice was given, and input requested, by the Governor to those victims affected by the Supreme Court decision specific to juveniles sentenced to Life Without Parole. In addition, assistance was given in the preparation and follow-up for the victims and the community impacted by a commutation granted by the Governor. This office worked with the Iowa Board of Parole's victim services staff to ensure all victims were allowed input into these landmark decisions.

The Victim Offender Intervention Services (VOIS) program allows for direct and indirect facilitated communication between victims and offenders. This fiscal year, **17** victims participated in preparation sessions to initiate communication with an offender. Of these, **5** victims and offenders engaged in a face-to-face Victim Offender Dialogue, **6** of the victims engaged in indirect communication through letter writing and presentation of the letter directly to the offender, and **6** victims participated in preparation sessions only.

This year, **2** cases were referred for **Victim Wrap Around (VWA)** services. This program is available in situations where an offender has leveled a threat, or is pending a release, and victim safety is of concern. The VWA allows for direct participation of all parties with a role in victim safety, i.e., correctional staff, victim advocates, and local law enforcement.

The DOC Victim Advisory Council (VAC): The highlight for the VAC this past year was co-sponsoring a Restorative Justice training, featuring Mark Umbreit, Ph.D., founding Director of the Center for Restorative Justice & Peacemaking at the University of Minnesota, School of Social Work and international expert in the field of restorative justice research. The following agencies co-sponsored the event:

- Iowa Attorney General's Office
- Iowa Organization for Victim Assistance
- Polk County Attorney's Restorative Justice Center
- Polk County Crisis & Advocacy
- Iowa Mediation Service
- Youth Justice Initiative
- Iowa Association of Mediators
- Iowa Coalition Against Sexual Assault
- Iowa Board of Parole
- Learning Resource Center of West Des Moines

Victim Impact classes continue to be facilitated in most of our Institutions. This past fiscal year, **389** inmates successfully completed this intervention. Many facilitators participated in ongoing facilitation skill building and best practices for effective group facilitation.



Office of Victim & Restorative Justice Programs

program, and their commitment to assisting offender change through this intervention. The **76** victims who lost their lives due to a violent crime were honored. Three awards were presented. Mary Ingham, Director of Crisis Intervention Services was presented with the John and Kay Egan award by the Iowa Organization for Victim Assistance. The Law Enforcement Victim Service Award presented by both the Northern and Southern United States Attorney Offices was given to, respectively, Tina Nobis of the United States Postal Inspectors Service and Mike Roehrkasse, special agent with the Department of Public Safety. All three of these individuals were honored for their outstanding and exemplary service to crime victims in Iowa.

This year's CVRW event was created through the collaboration of the following agencies:

- Iowa Department of Corrections Victim Advisory Council
 - Iowa Organization for Victim Assistance
 - United States Attorney's Office-Southern & Northern Districts of Iowa
 - FBI Victim Assistance Program
 - Iowa Attorney General's Office Crime Victim Assistance Division
 - Polk County Attorney's Office
- Iowa Coalition Against Sexual Assault

Staff Victimization and Support Services (SVSS): This fiscal year, SVSS teams showed a **277%** increase in critical staff support services throughout this fiscal year. Teams reported **1630** staff contacts in the following institutions:

CCF – 137
 FDCF – 965
 ISP – 111
 MPCF – 306
 NCCF – 111

Workplace Conflict Resolution Program (WCRP): The WCRP provides peer mediation for staff who have unresolved conflict and are referred or request mediation services. This year, **7** cases were referred to the WCRP program this past fiscal year. Of these, 2 cases were resolved and 3 cases were still in progress. The remaining 2 cases withdrew from the process. The program continues to be coordinated by Chris Baker, Victim Services Coordinator for the 8th Judicial District.

Training was provided throughout this fiscal year to a variety of DOC staff and community groups:


- FDCF – Health Services Staff Training on conflict resolution.
- 1st Judicial District, ICW and ISP all received training specific to Death Notification.
- 5th Judicial District – Violence Free Workplace Training for new staff.
- Three presentations were given to DMACC students in the Criminology Department specific to Restorative Justice and Victim Services in Corrections
- ITT Tech in Des Moines also received training on Restorative Justice and Victim Programs in the DOC.
- Iowa Corrections Association Spring 2013 Conference – coordinated the Wayne Bowers workshop for the Iowa Board for the Treatment of Sexual Abuse.

This past year demonstrates that victims are served best when survivors, communities and all parts of the criminal justice system work together and remain committed to quality services for victims.



Office of Policy and Legal

Legal Services Division



Michael Savala
General Counsel

The Department's Legal Services & Policy Division manages in-house legal concerns for the Department at both the institution and CBC level, including litigation strategy with the Attorney General's Office. During FY '13, the DOC had 97 District Court cases and 21 Federal cases opened against the agency initiated by offenders in such areas including, but not limited to, medical care, use of force, loss of earned time, sex offender registry, and religious requests. Other duties of the Legal Division include reviewing contracts, consulting on personnel issues, overseeing the State of Iowa jail inspection program, promulgating administrative rules, supervising attorney Administrative Law Judges and responsible for the DOC offender discipline system in both the institutions and judicial districts departments of correctional services. In addition, the Division serves as Iowa's coordinator for the *International Prisoner Treaty Transfer* requests and teaches all new DOC employees four hours of *Correctional Legal Issues* and four hours of *Discipline Report-Writing* at pre-service training.

One new initiative undertaken by the Legal Services & Policy Division is conducting offender disciplinary rule violation hearings by TeleJustice units, whereby an offender sits in front of a monitor for their hearing with a remote Administrative Law Judge. This saves time and resources for the DOC, but also still ensures due process rights for offenders.

Due to recent litigation, sex offenders going into or being removed from programming are entitled to a due process hearing before an Administrative Law Judge and the TeleJustice units have assisted greatly with this new workload.

An on-going responsibility taken on by the Legal Services & Policy Division was that of the Department's Diversity Program, which was created as a result of the Governor's Executive Order #4. EO 4 directs state government to ensure equal employment opportunities for all Iowans and to enhance job recruitment efforts of people of color.

In order to fully incorporate EO 4 into the Department's employment practices, the Division undertook a detailed examination in three areas: Recruitment, Hiring and Retention. Approximately 90 DOC statewide Equal Employment Opportunity staff members volunteered to serve in this effort.

Accomplishments to date include the creation of a consistent recruitment brochure; a recruitment video which provides an overview of all nine institutions and various staff performing their jobs (the video is also shown on the DOC Webpage); and selling points such as student loan forgiveness for working in corrections, are included in the recruitment brochure.

To further advance the intent of EO 4, the Division is leading the efforts to compile listings of all jobs fairs/college visits with a high proportion of minority enrollment; EEO/AA committee members will be attending job fairs/college visits to show that we employ persons of color and to give prospective job applicants an opportunity to personally visit with an employee of color; and DOC policy has been amended to require that institutional EEO/AA committees be comprised of all job classes.

Office of Policy and Legal

Prison expansions at the Iowa State Penitentiary and the Iowa Correctional Institution for Women will be an opportunity for the DOC reaching out to highly qualified job applicants in differing job classes and employment needs.

In implementing EO 4, the Department has collaborated with a number of partners, including: the Division of Persons with Disabilities; the Division on the Status of African-Americans; Division on the Status of Latino Affairs, Division on the Status of Asian and Pacific Islanders, Division on the Status of Women, Division of Deaf Services, and the Department of Vocational Rehabilitation Services.

It is the intent of the Department to have a staff that looks like an increasingly diverse Iowa. To do so requires affirmative efforts on our part to break down barriers that have historically restricted opportunities for people of color. In addition, having a diverse corrections staff will better enable DOC to manage and treat the diverse offender population under our supervision. In short, the Department views EO 4 not as a burden, but as an opportunity.





Office of Media and Public Relations



Fred Scaletta
Media and Public Relations

The Office of Media and Public Relations is responsible for a range of duties that extends far beyond media and public relations. Yet many of these responsibilities relate to common theme: the proper dissemination of sensitive and critical information.

The Media and Public Relations Office receives immediate notification from all DOC offices and facilities regarding any matter that is or could be of public and/or media interest. It is then determined whether the information is appropriate for public release, or is confidential and/or politically sensitive in nature. The Office responds to media requests regarding the DOC including operations, programs or incidents. All media events are orchestrated by the office as well as press releases, news conferences, and media relations during emergencies along with a variety of other events.

The office also receives numerous contacts from outside law enforcement and prosecuting authorities at the federal, state, and local levels related to intelligence and criminal investigation. He provides direction and guidance to public information officers at all nine correctional institutions and eight community-based corrections agencies.

The office also supervises the Office of Victim Services and Restorative Justice Programs; serves as the first contact in Corrections for Homeland Security, Emergency Management and Emergency Preparedness issues; administers the Department's DNA program that obtains and delivers DNA samples for investigations; administers the Sex Offender Registry program with the Division of Criminal Investigation; provides and shares intelligence data regarding criminal and potential terrorist activity with federal agents; oversees the offender phone system; coordinates and schedules immigration deportation hearings with Immigration Services; and serves as the Department's legislative liaison to the General Assembly.

Another responsibility of the Office took on critical importance during the spring storms and flooding: first DOC contact for Homeland Security/Emergency Management. The Director spent many long days (and nights) coordinating emergency rescue and relief efforts, whether it be deploying offender work crews to assist counties or other public agencies with disaster preparation and clean up; transferring county jail prisoners to DOC facilities; rescuing official records from destruction; or any number of other emergency management missions. While the common temptation for people and organizations is to not plan for contingencies until it is too late, that is exactly what the Office does do, from updating and implementing the DOC Emergency Plan; assisting in the coordination of training DOC personnel in Emergency Preparedness and Emergency operations; and participating and providing input to Homeland Security and Emergency Management on command operations and preparedness manuals and operations. Additionally, the Office is responsible for the Department Duty Officer Schedule. It must be kept up to date and distributed to all DOC offices as well as necessary law enforcement offices.



Division of Investigative Services



Jean Schlichtemeier
Administrator

The Division of Investigative Services (DIS) provides central coordination and oversight of responsibilities and programs related to addressing sexual violence in a correctional environment. DIS is responsible to ensure compliance with the requirements of the Prison Rape Elimination Act (PREA) Standards as adopted by federal rule on May 17, 2012. DIS provides a statewide systematic approach to the issues caused by sexual violence in correctional settings and to the required changes to policies and practice that will bring IDOC into compliance with the Standards.

The responsibilities of the Division were addressed in FY2013 by providing leadership in the implementation of the PREA standards, sexual violence investigations by specially trained investigators in all IDOC facilities and community-based residential facilities, provision of training programs for management and staff at all levels on sexual violence in correctional settings and implementation of programs necessary for the detection, prevention, reduction, and punishment for prison sexual violence.

LEADERSHIP MATTERS

“Strong leadership in state prison administrations is critical to changing prison culture. Zero tolerance for sexual violence and other predatory behavior was cited as the foundation for successful programs.”

Strategies to Prevent Prison Rape by Changing the Correctional Culture, US Dept. of Justice, National Institute of Justice, October 2008.

Training

DIS provided an e-learning course for institution and district staff on IDOC’s zero tolerance standard, employees’ responsibilities, offenders’ rights, the dynamics of sexual violence in correctional settings, common victim behaviors, how to detect and respond to signs of threatened and actual sexual violence, and safety tactics for staff. The DIS PREA trainer also provided training for jails and districts on the basics of sexual violence in correctional environments, avoiding staff over-familiarity with offenders, and how to conduct and utilize the Sexual Violence Propensity assessment. She also taught various subjects for IDOC’s Pre-Service classes for new employees.

Specialized Investigator Responsibilities

The two division investigators conducted administrative investigations of sexual violence as defined under the Prison Rape Elimination Act including criminal violations, civil rights complaints, and other investigations across the state in IDOC institutions and for the judicial districts. DIS investigators assisted DCI and local police investigators when IDOC cases were accepted for prosecution. They also provided training on conducting sexual assault investigations to institution and district investigators and to the Southeast Iowa Area Crime Commission on evidence collection.

Division of Investigative Services

Additional Responsibilities

The Division fulfilled many other responsibilities as well. A DIS investigator is also the IDOC's Statewide Hostage Negotiator Team Leader and a member of the IDOC Security Audit team. The other DIS investigator participated in the Victim Impact Program as a guest speaker. He discussed his experiences in law enforcement with assault, alcohol, drug-related, and other crimes that result in emotional and financial consequences for victims, their families, and the community. He is also an associate member of LEIN and submits information as appropriate.

In addition to managing all sexual violence and other Division investigations, the Administrator served as the Department's PREA Coordinator by initiating and overseeing state-wide efforts for implementation of the PREA Standards, lead the revision of IDOC policies to incorporate the requirements of the Standards, assisted institution and district Sexual Violence Propensity assessors and provided training and support for Master Trainers, assisted institutions with responses to complaints filed with the Iowa Civil Rights Commission and EEOC, and served as a member of the incoming publications review team.

Sexual abuse of people in confinement violates their basic human rights, impedes the likelihood of their successful reentry into the community, and violates the Government's obligation to provide safe and humane conditions of confinement.

A core priority of any confinement facility must be safety, which means protecting the safety of all – the public, the staff, and the inmate population.

Introduction: Standards for the Prevention, Detection, Response, and Monitoring of Sexual Abuse in Adult Prisons and Jails, National Prison Rape Elimination Commission, June 2009.





Office of Jail Inspections

Iowa Department of Corrections Jail inspection 2013 Annual Report



Delbert Longley
Chief Jail Inspector

The 96 county jails and 11 temporary holding facilities in the State of Iowa have been working diligently to establish policies and procedures that address PREA requirements. Many of the facilities have combined resources, shared information and have worked together to develop workable solutions to be compliant with federal requirements. The Iowa Department of Corrections has been an active participant and resource, passing on information available to local authorities. Most of the facilities have completed or will be completing training as set forth by PREA Standards. Yet to come are the audits.

Several agencies throughout the State of Iowa have recently opened, will be opening a new facility, or are currently in a building project. Newly opened facilities this past year include Clay and Montgomery Counties. Webster County completed a major renovation of their existing facility; Ringgold County completed an expansion of their facility that opened in 2011, while Wayne County is anticipating completing their expansion within the next couple of months. Oelwein Police Department is working on finalizing plans for their new police station and holding facility. Mills County recently submitted plans to the Iowa Department of Corrections for approval prior to moving forward with their project. Fremont County recently passed a bond issue and currently are working on their planning phase for their new facility. Taylor County was recently closed due to structural issues and organized a jails committee to determine how they will proceed. Each of these agencies is past due to have a new or renovated facility.

The Iowa Department of Corrections Jail Inspection unit is continuing to move to a paperless system. In last year's report, it was discussed that monthly jail stats were being reported exclusively by a web based program and a jail incident program was being implemented. Currently, only a few counties in the State are left to get the incident report implemented. This program allows each jail to log on to the web based system and to review all incident reports that have been entered into the system. This is an excellent communication tool for the jails. When they receive a prisoner, they can query the prisoner by name and find any issues they may have had in any other facility in the state of Iowa.

This program also provides each agency with a quick review of all the jail incident reports they have had by date range they wish to query. When completing the incident report, it asks if the prisoner has any association with a security threat group. An additional benefit is each state facility and community based corrections district can have access to this program by request. This is an excellent opportunity for the jails and corrections to have communication at their fingertips and is especially helpful to probation and parole officers as they can check on their clients in the county and city facilities.

These systems have been extremely well received. It is a cost savings to the local agency and to Department of Corrections while providing better communication in a confidential, secure means.

Iowa Prison Industries

Letter From The IPI Director

1918 - Last inmate leasing contract expires and the State appropriates \$275,000 for the prisons to set up their own industries



Dan Clark, Director,
Iowa Prison Industries

"As always, Iowa Prison Industries fulfilled its mission without receiving any appropriation from state government."

To the Customers, Employees, Offenders and Friends of Iowa Prison Industries,

I am pleased to report that all three segments of IPI (Traditional Industries, IPI Farms, and Private Sector) posted record results for Fiscal Year 2013.

As always, Iowa Prison Industries operated without receiving any appropriation from state government. Indeed, IPI's Private Sector and Commissary operations returned more than \$1.7 million to DOC institutions and Iowa's General Fund during FY2013.

IPI Traditional Industries ended FY2013 with record sales of \$24.0 million (an increase of \$0.6 million from prior year) and Net Sustainable Income of \$1.9 million, a decrease of \$0.1 million from FY2012. Offender training hours were 856,033, an increase of 1.4% versus prior year.

Sales of dormitory furniture to Iowa's colleges and universities were particularly strong as enrollment figures continued to climb, especially at Iowa State University. Sales of institutional furniture were strong as well, as IPI supplied casework and furniture for the new DOC institutions in Fort Madison and Mitchellville.

IPI's Commissary sales reached a record \$4.9 million, driven by sales of the newly introduced MP3 player and songs. Net income for the Commissary exceeded \$0.5 million, all of which is returned to the DOC institutions for offender programs. Offenders pay sales tax on their Commissary purchases, as well as Pay For Stay (PFS), which helps to offset the cost of their incarceration. In FY2013, PFS payments totaled \$0.3 million.

IPI Farms, which operate on a calendar year basis,

reported record revenues of \$2.3 million for 2012, an increase of \$0.4 million, primarily due to higher prices for agricultural commodities. Net Sustainable Income grew by 12% to \$0.5 million, and offender training hours increased 43% to 21,198 as a new garden operation began at Farm 3 near Fort Madison.

IPI's Private Sector activity increased nicely to a new record, as total working hours grew 9% to 314,901, and Gross Wages increased 14% to \$3.1 million. By law offenders are able to keep 20% of their gross wages, with the balance going to taxes, child support, and programs for victim restitution and compensation. All of these accounts, as well as the Room and Board amounts retained by the state prisons and Iowa's General Fund, increased accordingly.

And so all three IPI divisions – *Traditional Industries, IPI Farms, and Private Sector* – fulfilled their Mission by providing increased offender training and record financial results. This was due to the skill, dedication and hard work of the IPI team, and the support of our many customers and friends across the state.

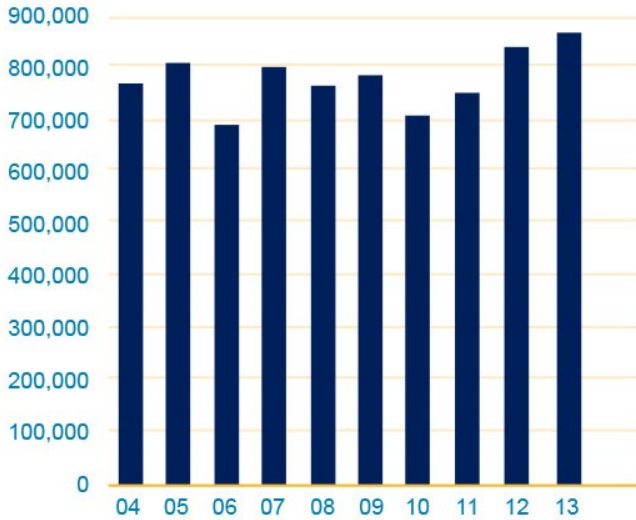
Iowa Prison Industries is introducing a new logo this year, communicating our central mission of providing offenders with the opportunity for *Building Brighter Futures*. The new logo incorporates the familiar bridge imagery - the role we play in assisting offenders with their re-entry back into society. Since more than 90% of offenders in state prison are scheduled to be released, the work training programs of IPI are vital to the safety and security of Iowa.

On behalf of all of Iowa Prison Industries, I invite you to enjoy our FY2013 Annual Report, which provides a historical retrospective of Iowa's correctional industries programs. Thanks again for your support of IPI!

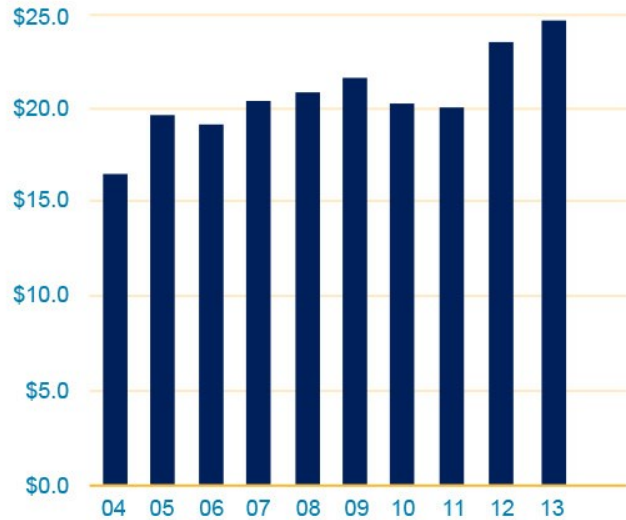


Training Hours & Sales

Training Hours for IPI Traditional Industries



Net Sales for IPI Traditional Industries (\$ millions)



Iowa Code §904.801 – Statement of Intent

It is the intent of this division that there be made available to inmates of the state correctional institutions opportunities for work in meaningful jobs with the following objectives:

1 To develop within those inmates willing to accept and persevere in such work:

- a) Positive attitudes which will enable them to eventually function as law-abiding, self-supporting members of the community;
- b) Good work habits that will assist them in eventually securing and holding gainful employment outside the correctional system;
- c) To the extent feasible, marketable skills that can lead directly to gainful employment upon release from a correctional institution.

2 To enable those inmates willing to accept and persevere in such work to:

- a) Provide or assist in providing for their dependents, thus tending to strengthen the inmates' family ties while reducing the likelihood that inmates' families will have to rely upon public assistance for subsistence;
- b) Make restitution, as the opportunity to do so becomes available, to the victims of the offenses for which the inmates were incarcerated, so as to assist the inmates in accepting responsibility for the consequences of their acts;
- c) Make it feasible to require that such inmates pay some portion of the cost of board and maintenance in a correctional institution, in a manner similar to what would be necessary if they were employed in the community;
- d) Accumulate savings so that such inmates will have funds for necessities upon their eventual return to the community.

Financial Statements: Traditional Industries

	FY2013	FY2012	Increase/(Decrease)
Total Hours Worked	856,033	844,284	11,749
Inmates Employed (FTE)	411.6	405.9	5.7

Income Statement	FY2013	FY2012	Increase/(Decrease)
Sales	24,046,717	23,474,735	571,982
Costs of Goods Sold	17,275,766	16,667,476	608,290
Gross Profit	6,770,951	6,807,259	(36,308)
Operating Expenses	4,356,921	4,353,007	3,914
Canteen Redistribution	514,928	409,756	105,172
Net Sustainable Income/(Loss)	1,899,102	2,044,496	(145,394)

Balance Sheet	FY2013	FY2012	Increase/(Decrease)
ASSETS			
Current Assets			
Cash	4,171,514	3,221,103	950,411
Accounts Receivable	3,318,188	3,402,408	(84,220)
Inventory	9,795,051	8,309,015	1,486,036
Prepaid Expense	41,320	210,587	(169,267)
Total Current Assets	17,326,073	15,143,113	2,182,960
Property, Plant & Equipment			
Land	222,666	222,666	0
Machinery & Equipment	1,685,208	1,531,676	153,532
Buildings	2,974,058	3,056,904	(82,846)
Vehicles	403,703	222,996	180,707
Total Property, Plant & Equipment	5,285,635	5,034,242	251,393
TOTAL ASSETS	22,611,708	20,177,355	2,434,353
LIABILITIES & EQUITY			
Liabilities			
Accounts Payable	1,268,493	693,393	575,100
Deferred Revenue	15,223	6,788	8,435
Total Current Liabilities	1,283,717	700,181	583,536
Long Term Liabilities			
Accrued Vacations Payable	596,360	605,848	(9,488)
Accrued Sick Leave Term/Ret Pay	184,525	100,071	84,454
SERIP/SLIP Cash Payment	112,128	168,193	(56,065)
SERIP/SLIP Insurance Payment	198,215	265,400	(67,185)
Total Long Term Liabilities	1,091,227	1,139,512	(48,285)
Total Equity	20,236,764	18,337,662	1,899,102
TOTAL LIABILITIES & EQUITY	\$22,611,708	\$20,177,355	\$2,434,353

Financial Statements: Private Sector

	FY2013	FY2012	Increase/(Decrease)
Total Hours Worked	314,901	290,330	24,571
Inmates Employed (FTE)	151.4	139.6	11.8
Gross Wages	3,101,494	2,728,364	373,130
Withholdings for Taxes, FICA, & Medicare	606,017	481,112	124,905
Court Ordered Child & Family Support	140,233	166,086	(25,853)
Victim Compensation & Restitution Payments	490,595	421,162	69,433
Other Misc Deductions	83,802	82,178	1,624
Amount Paid to Inmate Account & Savings	598,955	534,703	83,187
Returned to Iowa's General Fund & DOC Institutions	\$1,158,899	\$1,031,275	\$127,624

Financial Statements: IPI Farms*

	CY2012	CY2011	Increase/(Decrease)
Total Hours Worked	21,198	14,806	6,392
Inmates Employed (FTE)	10.2	7.1	3.1

Income Statement	CY2012	CY2011**	Increase/(Decrease)
Revenues & Gain/(Loss) on Inventory	2,251,792	1,841,065	410,727
Total Operating Expenses	1,747,314	1,396,612	350,702
Operating Income	504,478	444,453	60,025
Other Income/(Expense)	17,469	20,826	(3,357)
Net Sustainable Income/(Loss)	521,947	465,279	56,668

** Certain Revenue and Expense items for 2011 have been reclassified for reporting purposes. However, these reporting changes do not affect Net Sustainable Income.

Balance Sheet	CY2012	CY2011	Increase/(Decrease)
ASSETS			
Current Assets			
Cash	683,310	418,272	265,038
Accounts Receivable & Other	1,597,703	1,432,240	165,463
Total Current Assets	2,281,013	1,850,512	430,501
Fixed Assets			
Vehicles & Buildings (net)	503,520	491,555	11,965
Total Mach/Equip/Purch Breeding Stock	646,161	607,896	38,265
Total Fixed Assets	1,149,681	1,099,451	50,230
Total Other Assets (Land, PPE & Other)	615,349	612,652	2,697
TOTAL ASSETS	4,046,043	3,562,615	483,428
LIABILITIES & EQUITY			
Total Current Liabilities	134,518	151,923	(17,405)
Total Long Term Liabilities	67,027	88,141	(21,114)
Total Liabilities	201,545	240,064	(38,519)
Total Equity	3,844,498	3,322,551	521,947
TOTAL LIABILITIES & EQUITY	\$4,046,043	\$3,562,615	\$483,428

* IPI Farms reports results on a Calendar Year basis

Iowa Prison Industries

Products & Services from IPI

TOTAL SATISFACTION GUARANTEE

"We guarantee your Total Satisfaction on all purchases from Iowa Prison Industries! If you are unsatisfied with the quality of the materials or workmanship, we will adjust, repair or replace to YOUR satisfaction."
-- Dan Clark, Director IPI



SEATING

Executive, Conference, Office & Task, Guest, Stackable, Stool, Education, Lounge, Restoration



FILING & STORAGE

File Cabinets, Bookcases, Literature Display, Storage Cabinets, Specialty Storage, Custom Cabinets & Countertops



LIBRARY FURNISHINGS

Circulation Desks, Bookcases & Shelving, Display & Storage, Tables, Seating



CHURCH FURNISHINGS

Pews & Seating, Pulpits & Lecterns, Tables, General Furnishings, Furniture Restoration



PARKS & RECREATION

Wood, Metal & Aluminum Seating & Tables, Trash Receptacles, Smokers' Receptacles, Bike Racks, Parking Lot Products, Grills, Docks & Piers



OFFICE & SCHOOL APPAREL

Embroidery & Garment Printing, Knits, Wovens, T-Shirts, Activewear, Outerwear, Headwear, Briefcases & Bags, School Uniforms



PLASTIC BAGS

Biodegradable, Recycled Content, Printed, Biohazard, Food Storage



AIR FILTERS

Standard & High Capacity Pleated, Polyester Pad, Synthetic Pocket



PRINTING / GRAPHIC ARTS

Newsletters, Calendars, Annual Reports, Brochures, Business Cards, Letterhead, Envelopes, Forms, Specialty Items, Mail Services, Rubber Stamps



BRaille TRANSCRIPTION

Book & Music Transcription, Duplication



DESKS & TABLES

Wood & Metal Office Systems, Modular Office Systems, Desks, Conference, Computer, General Use, Folding



SCHOOL FURNISHINGS

Classroom, Computer Lab, Science Lab, Music Room, Library, Multi-Purpose, Audio/Visual, Office & Administration, Buildings & Grounds, Outdoor Equipment



RESIDENCE FURNISHINGS

Residential & Dormitory Beds & Accessories, Clothes Storage, Student Desks & Accessories, Lounge Furnishings




DETENTION FURNISHINGS

Beds & Accessories, Mattresses, Seating, Tables, Dining Clusters, Storage



FURNITURE RESTORATION

Wood Refinishing, Metal Refurbishing, Fabric Reupholstery



OFFENDER CLOTHING & TEXTILES

Jeans, Scrubs, Jackets, Shirts, Undergarments, Mattresses, Bedding, Bath, Dietary Apparel, Laundry Bags



CHEMICALS & CLEANING SUPPLIES

Green Seal Certified, General, Floor Care, Warewash, Laundry, Health Care, Germicidal



SIGNS & DECALS

No Smoking, MUTCD, Street Markers, Destination, Recreation, School Spirit, Custom, ADA Pictograms, Decals, Vehicle Markings



RETIREMENT GIFTS / ENGRAVING SERVICES

Nameplates, Plaques, Recognition Boards, Acrylic Awards, Clocks, Drinkware, Pen & Pencil Sets, Custom Engraving



MOVING & INSTALL

Moving & Installation of Offices, Furniture, Miscellaneous Items

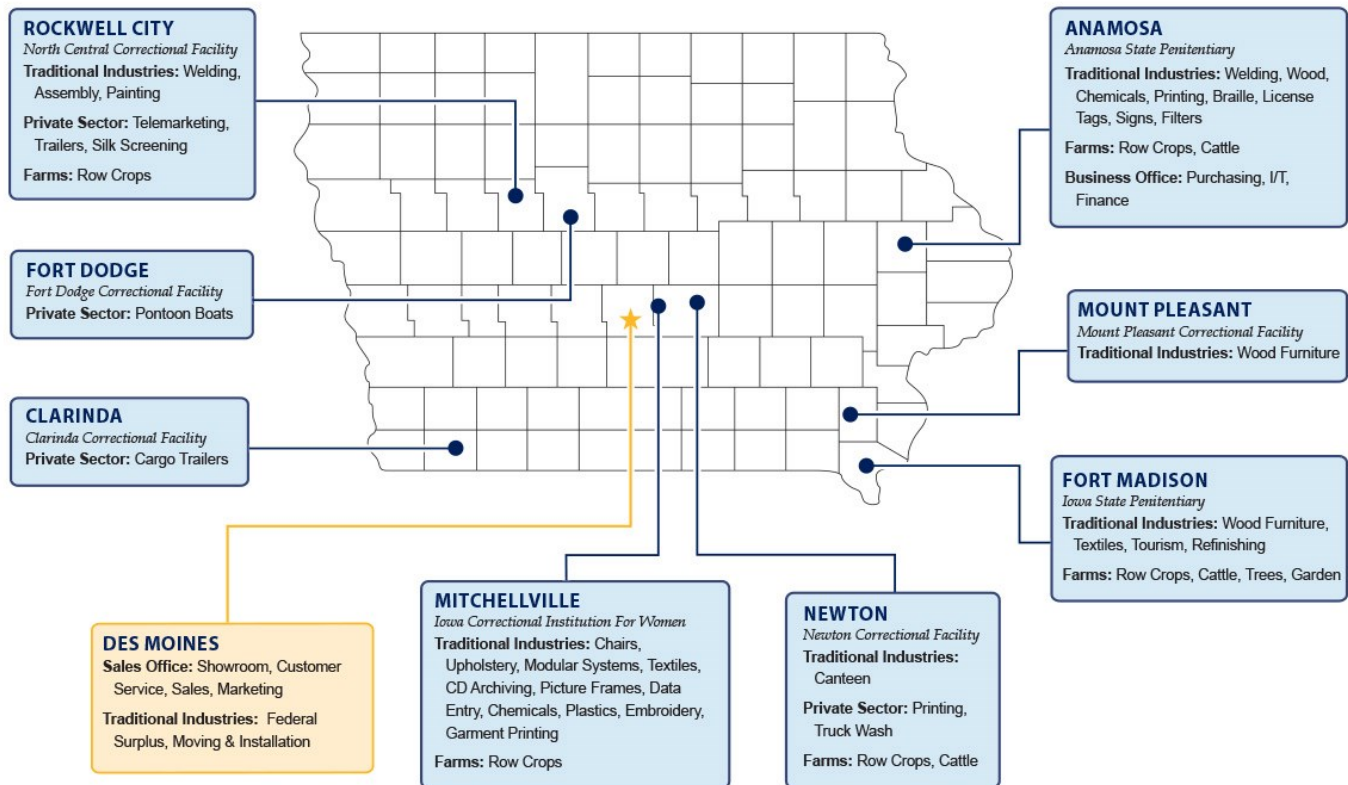


FEDERAL SURPLUS

Acquires & Makes Available to Iowa Organizations Excess Federal Vehicles & Equipment

Iowa Prison Industries

Locations



Contact Information

Sales Office / Showroom

1445 E Grand Avenue
Des Moines, IA 50316
In Iowa: 800-670-4537
Fax: 515-242-5779

Robert (Bob) Fairfax, 515-242-5778
Director of Sales & Marketing

Dennis Barry, 515-269-0654
Furniture & Consumables, Central Iowa & Capitol Complex

Scott Klinefelter, 515-669-1954
Furniture & Consumables, Western Iowa

Michael O'Brien, 319-350-5445
Furniture & Consumables, Eastern Iowa

Kevin Peterson, 319-350-8536
Consumables, Service Statewide

Anamosa Sales Office

Signs: 800-336-5863
License Plates: 800-336-5863
DHS Forms: 800-432-1963
Print/Graphic Services: 800-432-1963
Braille Transcription: 800-332-7922

IPI Plants

Anamosa: 800-332-7922
Fort Madison: 800-382-0019
Mitchellville: 515-967-8884
Mount Pleasant: 319-385-1730
Newton: 641-791-9242
Rockwell City: 712-297-7717

Business Office

406 North High Street
Anamosa, IA 52205
Phone: 319-462-3504
Fax: 319-462-2158

Purchasing Office

406 North High Street
Anamosa, IA 52205
Phone: 319-462-3706
Fax: 319-462-2158

Federal Surplus

600 SE 18th Street
Des Moines, IA 50317
Phone: 515-266-6913

Move & Installation Services

600 SE 18th Street
Des Moines, IA 50317
Phone: 515-266-6913

IPI Farms

406 North High Street
Anamosa, IA 52205
Phone: 319-462-3504 x7708

Management Information Systems





IOWA CORRECTIONS OFFENDER NETWORK (ICON) CASE MANAGEMENT SYSTEM

An offender typically interacts with multiple Department of Corrections (DOC) personnel during the different stages of a crime's adjudication: pretrial interviewers, presentence investigators, counselors, etc. At each stage DOC personnel spend considerable time and resources collecting necessary information. The majority of information garnered is stored locally in paper files or incompatible systems that are inaccessible to other DOC personnel. The expense of repeated data collection may be incurred upward of ten times during the first 60 days of interaction with an offender. Further considering that a typical offender passes through the judicial and corrections system multiple times during their lifetime, the amount of redundancy that can be eliminated by a well-crafted central information system capable of supporting the various corrections services becomes overwhelmingly evident.

DOC typically represents one of the largest discretionary spending line items of a state budget. With offender population as well as cost of administering an offender rising rapidly, DOC needs a system that can help evaluate the effectiveness of various programs and help identify under-utilized resources. At the same time counselors need detailed individual information presented in a context that will aid in their efforts to reduce recidivism. A central information system designed to support such analytics enables the DOC to make more informed decisions and be more responsive to the legislature and other agencies.

Design Process

Case Management is specifically designed for the corrections industry. The design process included interviews with users representing all the different institution, residential, field, and central office services provided by the DOC. The representatives described in detail their operational processes and data collection needs.

The system was carefully crafted to support all workflows, screens and reports before the system was actually developed. Over the years, the system has incorporated feedback from hundreds of users, further improving usability.

All offender count data throughout this annual report comes from the ICON Case Management System.



Source: ATG



IOWA CORRECTIONS OFFENDER NETWORK (ICON) CASE MANAGEMENT SYSTEM

KIOSK—CBC

The CBC Kiosk will allow any active offender in both the field offices and residential centers, regardless of levels of supervision, to sign on and provide finger print verification to send messages to their case manager or other designated mail box(s) that the districts creates. The case managers can in turn create and send messages to offenders. Field offenders can utilize the Kiosk to submit Travel Permit Requests and Monthly Reports. Residential offenders can utilize the Kiosk to submit Travel Permit Requests and Furlough/Pass Application requests. Once any of the reports have been submitted the case manager will review and approve/reject the requests/applications and the information can then be saved into ICON on the applicable screens. The residential furloughs and passes will work hand in hand with signing offenders in and out of the residential centers. The Monthly Report will allow for field staff to enter a Generic Note and also save a Violation Incident if contact with law enforcement or any other violation of supervision is recorded. Staff who receive requests via phone or mail can utilize ICON to enter the information and create the reports for approval and/or signatures. This feature can also be used for those offenders who are not capable of using the Kiosk. Although the ultimate goal of this project is to relieve workload of the case managers and clerical staff, another valuable benefit is the increased communication between the offenders residing in the facility and their case managers.

5JD Implementation began on 5/24/2013 at the Men's Residential Center.

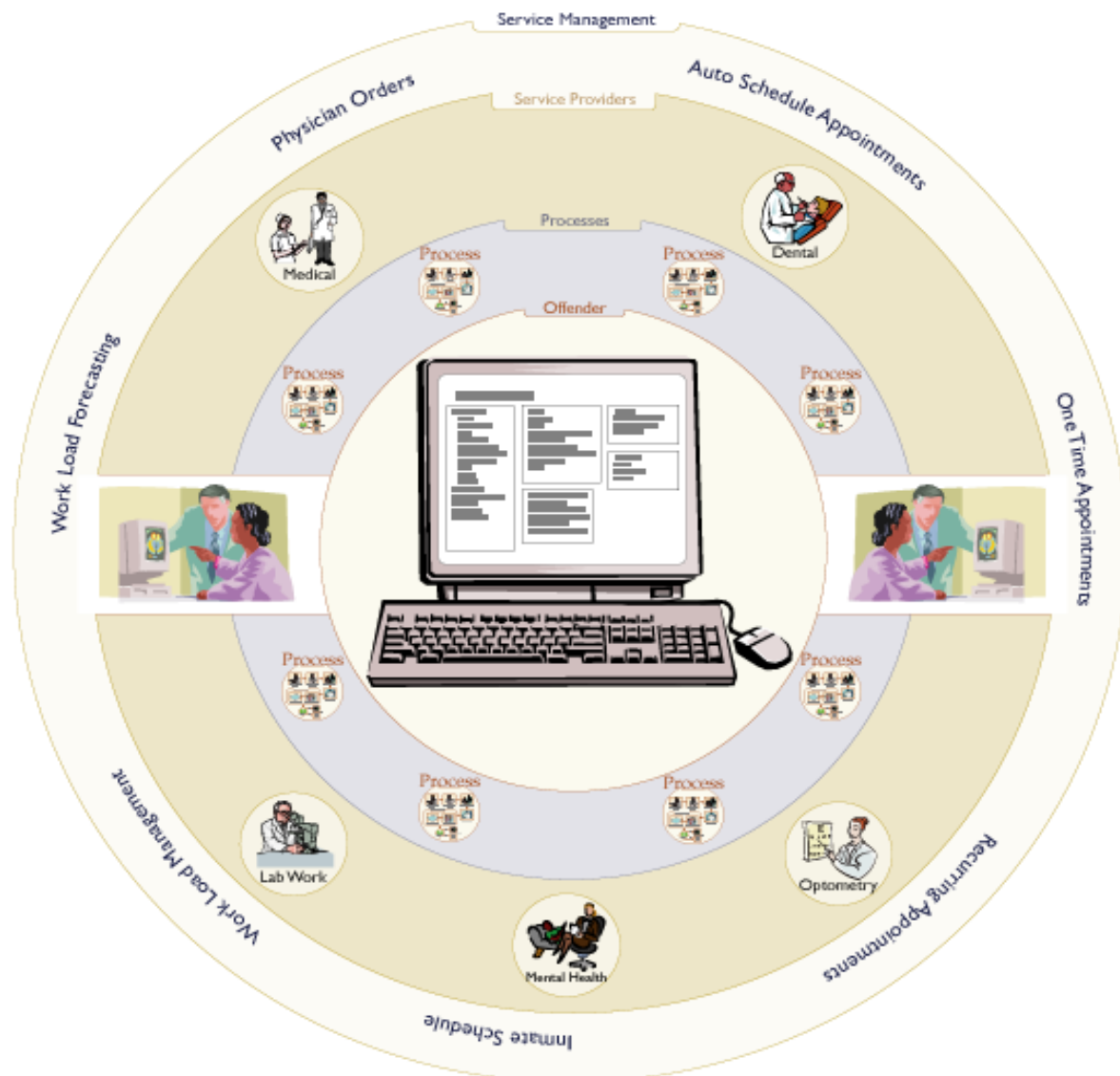
Goals for FY2014:

- Continue to deploy Kiosk systems to offices/facilities in the 5th, 6th and 8th Districts.
- Continued programming to relieve workload by designing additional statewide reports for offenders to utilize/submit to case managers/treatment staff.
- Share with remaining districts the time savings it has shown and the benefits of deployment as experienced by 5JD, 6JD and 8JD.

IOWA CORRECTIONS OFFENDER NETWORK (ICON) MEDICAL SYSTEM

Medical providers in the corrections industry face unique challenges including a population with a greater need for health care, increased documentation requirements, the need to transfer medical information quickly as inmates move between facilities, and the difference in the behavior and veracity of inmates as compared with typical patients. Offender Management Suite (OMS) Medical Services was designed by nurses, doctors, pharmacists, counselors, and central office personnel experienced in the corrections industry to address these special challenges.

The cornerstone of OMS Medical Services is a secure online medical information system that allows authorized personnel to easily review and update an inmate's medical record as well as use analytical tools while shielding sensitive information from unauthorized access. Its unique multi-level scheduling system enables the Department of Corrections (DOC) to efficiently utilize scarce medical resources. It also raises the level of care by using "wizards" to direct users to consistently collect all necessary information needed to make more informed assessments and diagnoses.



Source: ATG

Total Medical Encounters FY2013

IDOC Total Encounters by Discipline FY2013*	ASP	CCF/ CCFL	FDCF	ICIW	IMCC/ FPH	ISP/ CCU/ JBU	MPCF/ MWU	NCCF	NCF/ CRC	TOTAL
Physician	7,706	9,278	9	10,275	28,548	7,397	8,338	0	9,344	80,895
Physician Assistant	0	0	0	0	7,922	0	0	0	1,591	9,513
Nurse Practitioner	0	0	7,384	0	5,220	0	0	2,337	0	14,941
Nurse	39,625	37,642	41,021	35,839	144,817	57,751	38,789	14,849	51,787	462,120
Psychiatrist	1,717	2,150	2,101	1,894	11,846	3,333	1,121	791	2,710	27,663
Psychologist	7,651	3,195	5,665	5,136	8,078	10,276	6,774	2,892	9,631	59,298
Dentist	1,791	476	2,149	2,139	3,148	2,459	2,516	297	1,946	16,921
Dental Hygienist/ Assistant	161	367	330	0	3,607	797	848	0	96	6,206
Social Worker	0	4,295	0	0	476	0	2	0	0	4,773
Dietitian	1	12	1	42	236	33	100	0	19	444
Optometry	757	461	733	907	621	732	647	0	769	5,627
TOTAL	59,409	57,876	59,393	56,232	214,519	82,778	59,135	21,166	77,893	688,401

*Numbers reflect face to face encounters, physical exams, lab and chart reviews





IOWA CORRECTIONS OFFENDER NETWORK (ICON) MEDICAL SYSTEM

Mental Health

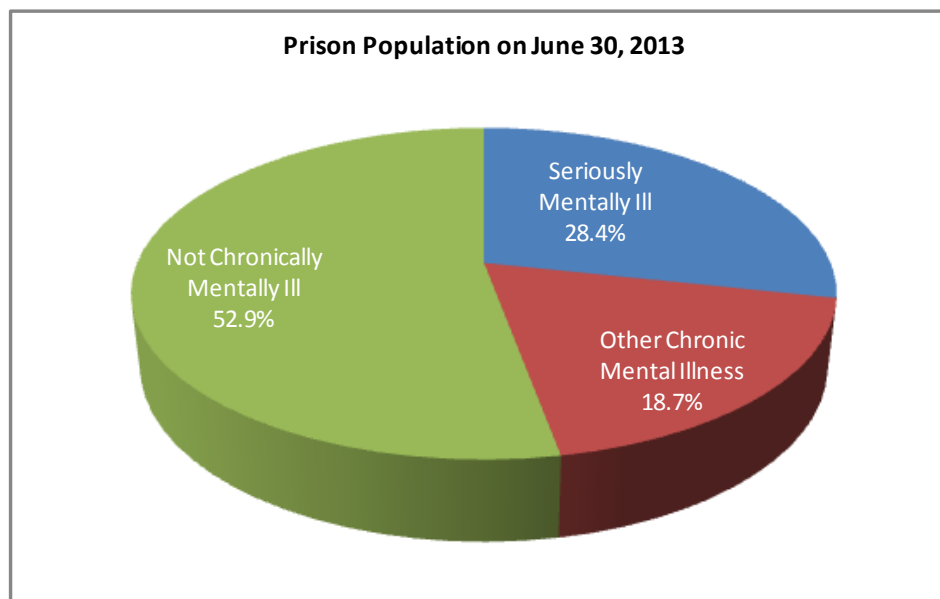
At the time of initial admission to prison, and subsequently at every transfer between institutions, offenders are screened for mental health issues with an evidence-based tool, with referrals for further assessment, observation and follow-up as indicated. This process has led to improved documentation of the mentally ill within the Iowa prison system as well as an increased awareness of offenders' mental health issues as they occur.

Currently about 47 percent of the offender population in prison has a current mental health diagnosis for a chronic condition. The most common diagnoses are substance use disorders and depression including major depressive disorders. A higher proportion of women offenders are mentally ill compared with the male offender population. Offenders' mental health issues range greatly in severity, from a simple depressive episode that requires short term medication and supportive treatment, to a conversion disorder that requires frequent medical and psychiatric interventions, including appropriate consultations with the University of Iowa Hospitals and Clinics. While the numbers of offenders at the extreme high level of care are few they do demand significant resources.

About 28 per cent of the prison population has been diagnosed with a serious mental illness, including chronic and persistent mental illnesses in the following categories:

- Schizophrenia
- Recurrent Major Depressive Disorders
- Bipolar Disorders
- Other Chronic and Recurrent Psychosis
- Dementia and other Organic Disorders

This population is difficult to treat, has cyclical episodes despite stability on medication, and often has a course that shows functional decline over the years despite the best of interventions the system uses to provide stability.





Medical/Mental Health System

Female Inmates: Top 10 Chronic MI Diagnoses Prison Population on June 30, 2013

Diagnosis Category	N	%
Substance use disorders	301	49.3%
Depression and major depressive disorders	204	33.4%
Anxiety, general anxiety and panic disorders	117	19.2%
Posttraumatic stress disorder (PTSD)	95	15.6%
Personality disorders	94	15.4%
Bipolar disorders	69	11.3%
Psychosis/Psychotic disorders	56	9.2%
Schizophrenia	23	3.8%
Impulse control disorders	7	1.1%
Dysthymia/Neurotic depression	6	1.0%
Total offender count =	610	

Male Inmates: Top 10 Chronic MI Diagnoses Prison Population on June 30, 2013

Diagnosis Category	N	%
Substance use disorders	1,871	25.1%
Depression and major depressive disorders	1,055	14.1%
Anxiety, general anxiety and panic disorders	951	12.7%
Personality disorders	743	10.0%
Psychosis/Psychotic disorders	549	7.4%
Bipolar disorders	445	6.0%
Posttraumatic stress disorder (PTSD)	270	3.6%
Schizophrenia	231	3.1%
Impulse control disorders	127	1.7%
Dysthymia/Neurotic depression	86	1.2%
Total offender count =	7,464	

Above includes all chronic MI diagnoses, not just seriously mentally ill (SMI).

Offenders with diagnoses in more than one category are counted more than once.



Medical/Mental Health System

Prison Population on June 30, 2013

Facility	Capacity	Med/Seg	Total Inmates	Number w/ Chronic MH Diagnosis	% Chronic MH Dx	Number SMI	% SMI
Anamosa State Penitentiary	911	175	970	389	40.1%	237	24.4%
Anamosa - Luster Heights	88	-	41	-	0.0%	-	0.0%
Clarinda Correctional Facility	750	24	597	345	57.8%	268	44.9%
Clarinda - Lodge	225	-	183	71	38.8%	26	14.2%
Fort Dodge Correctional Facility	1,162	75	1,325	598	45.1%	342	25.8%
Iowa Correctional Institution for Women	455	49	517	394	76.2%	273	52.8%
Iowa Medical & Classification Center	585	108	926	460	49.7%	289	31.2%
IMCC - Forensic Psychiatric Hospital	-	50	19	19	100.0%	18	94.7%
Iowa State Penitentiary	588	19	572	239	41.8%	165	28.8%
Iowa State Penitentiary - Clinical Care Unit	160	40	33	31	93.9%	29	87.9%
Iowa State Penitentiary - John Bennett Unit	152	-	169	57	33.7%	20	11.8%
Mount Pleasant Correctional Facility	774	44	871	338	38.8%	177	20.3%
Mount Pleasant - Women's Unit	100	4	42	31	73.8%	21	50.0%
Newton Correctional Facility	762	49	966	489	50.6%	264	27.3%
Newton - Correctional Release Center	252	-	349	146	41.8%	79	22.6%
North Central Correctional Facility	245	18	494	195	39.5%	83	16.8%
Institution Totals	7,209	655	8,074	3,802	47.1%	2,291	28.4%





Medical/Mental Health System

Prison Population on June 30, 2012

Facility	Total Inmates	Total SMI/ Special		Females	Males
		Needs	%		
Anamosa State Penitentiary	970	244	25.2%		244
Anamosa - Luster Heights	41	-	0.0%		-
Clarinda Correctional Facility	597	276	46.2%		276
Clarinda - Lodge	183	27	14.8%		27
Fort Dodge Correctional Facility	1,325	348	26.3%		348
Iowa Correctional Institution for Women	517	278	53.8%	278	
Iowa Medical & Classification Center	926	294	31.7%	14	280
IMCC - Forensic Psychiatric Hospital	19	19	100.0%		19
Iowa State Penitentiary	572	169	29.5%		169
Iowa State Penitentiary - Clinical Care Unit	33	29	87.9%		29
Iowa State Penitentiary - John Bennett Unit	169	20	11.8%		20
Mount Pleasant Correctional Facility	871	189	21.7%		189
Mount Pleasant - Women's Unit	42	21	50.0%	21	
Newton Correctional Facility	966	275	28.5%		275
Newton - Correctional Release Center	349	81	23.2%		81
North Central Correctional Facility	494	84	17.0%		84
Institution Totals	8,074	2,354	29.2%	313	2,041

SMI/Special Needs Inmates By Level of Care (Based on Bed Designation)

Level of Care	Total SMI/ Special		Females		Males	
	Needs	%	N	%	N	%
Acute/Sub-Acute	81	3.4%	30	9.6%	51	2.5%
Intensive Outpatient	69	2.9%	51	16.3%	18	0.9%
Special Needs	85	3.6%	NA	NA	53	2.6%
Outpatient	2,151	90.2%	232	74.1%	1,919	94.0%
Total SMI/Special Needs	2,386	100.0%	313	100.0%	2,041	100.0%

Notes:

Acute = IMCC Secure Observation Unit

Sub-Acute = IMCC Units P and Q; ICIW Unit 6B

Intensive Outpatient = Clinical Care Unit (CCU), Pods B, C, D, E or F, 6A Pod at ICIW, and 2S and 3S at the Mount Pleasant Women's Unit (MWU).

Special needs – Intellectually and Developmentally Delayed/Disabled:CCF, East 2 and East 3 beds.

IOWA CORRECTIONS OFFENDER (ICON) NETWORK ICON View

The goal of the ICONView application is to aid in detecting and preventing unlawful or security related violations by offenders through contact with the outside community. Various systems are currently in place to track financial transactions, phone calls, email messages, visits, and other offender interactions with the outside community. ICONView provides a single interface to view and analyze data from these multiple disparate applications. The system presents the data in a fashion that makes it easier for investigative staff to identify patterns. There were 35,013 hits to ICONView in FY2013.



Source: ATG

IOWA CORRECTIONS OFFENDER NETWORK (ICON) Commissary

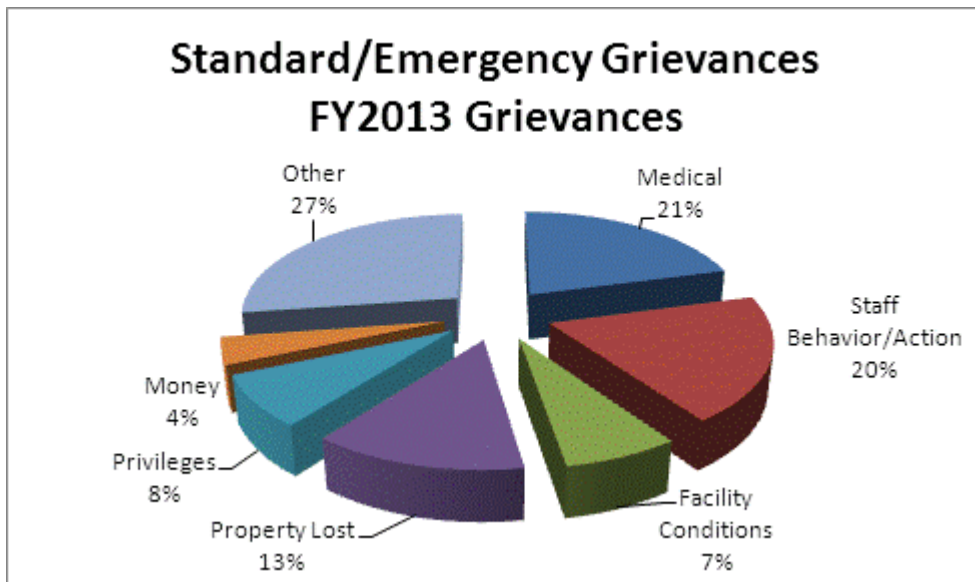
OMS Commissary Operations is a state-of-the-art commissary system specifically designed for the unique requirements of the Corrections industry. It manages commissary operations and inventory for multiple correctional facilities. Through sophisticated automation routines for purchasing, inventory management and sales processes that support earned incentive programs, the system dramatically reduces personnel time needed to conduct business. At the same time it improves data accuracy and provides a comprehensive set of analytical tools to aid commissary operations and facility security. Pictured below is a high level overview of the application process:

Average orders processed per day	934
Average orders processed per month	19,478
Average orders processed per year	233,747
Annual Sales	\$4,957,156
Number of orders processed since 2002	3,024,471
Total units picked in FY2013	4,218,015

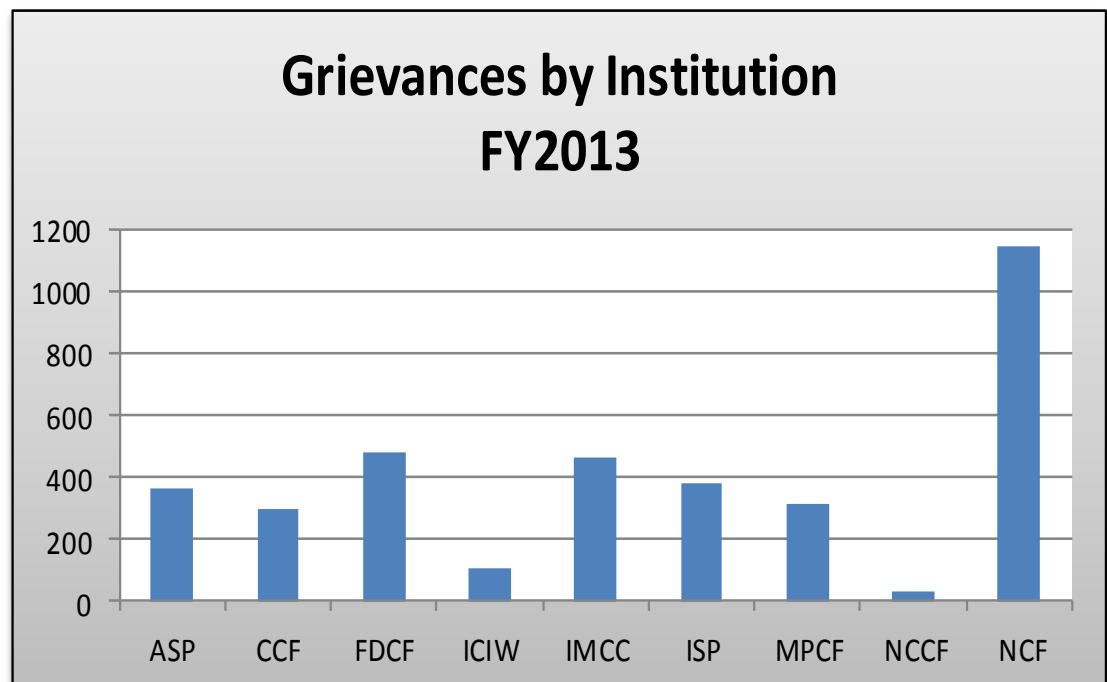


IOWA CORRECTIONS OFFENDER NETWORK (ICON) Grievance

The ICON grievance module allows for complete management of grievances inclusive of receipt, grievance officer response, warden appeal, and central office appeal processes. Document management capabilities are embedded within the module to eliminate paper copies of offender originated forms and the module provides for automated creation of all staff response forms. The implementation of work queues within the module aid in prioritizing workload and ensuring due process guidelines are met. The module also provides for AG access eliminating the need for users to prepare documentation for legal review.



Includes All Prisons




Includes All Grievances

IOWA CORRECTIONS OFFENDER NETWORK (ICON) Food Service

The ICON Food Service application is used for meal planning, inventory management and nutritional analysis. The system allows food service administrators to plan meals for both the general population of offenders as well as for special dietary and religious needs. The system allows the food administrators to perform nutritional analysis of the planned meals based on the USDA Nutrient Values. The system also provides mechanisms to order, receive, and issue the products needed for the production of the meals. The system also provides reports used for production and serving of the meals as well as meal cost information. All of these functions contribute to reducing the overall cost of providing nutritious food to the offenders.

In FY2013, 10,313,860 meals were served.

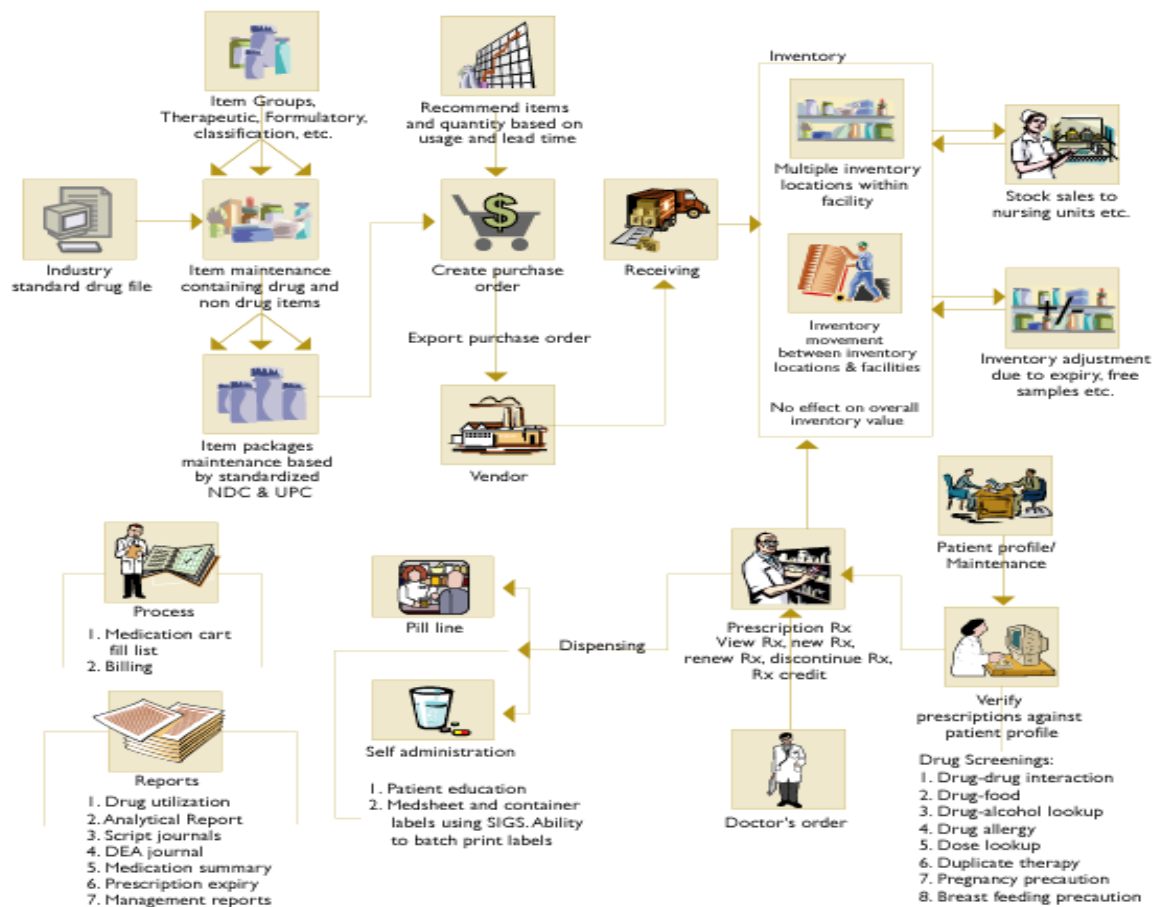
The per meal cost is \$1.98.



IOWA CORRECTIONS OFFENDER NETWORK (ICON) PHARMACY

Offenders tend to need more medical care than the average individual, making the corrections industry particularly vulnerable to the rapid rise in health care costs. In addition to tracking current prescriptions and providing patient education, corrections pharmacists have the extra burden of dispensing medications in an environment where security is paramount. These special challenges demand a custom-built system. Offender Management Suite (OMS) Pharmacy Administration was designed from the beginning with input from providers in the corrections industry to cater to its unique characteristics.

Pharmacy Administration elevates the quality of care while improving inventory accuracy and management and reducing maintenance time. Its core functionality automatically provides a full Drug Utilization Review (DUR), patient profile information and formulary/non-formulary checks as orders are being filled to help pharmacists choose the right medications. It also increases efficiency by automating many of the routine processes involved in filling orders. Extensive searching and reporting capabilities assist pharmacy personnel in managing inventory effectively, complying with applicable regulations, responding quickly to events such as recalls and applying for grants. The entire system is designed with security in mind so that authorized users can easily access the information they need while preventing access by unauthorized users.



Source: ATG



FY2013 Medication Summary

Institution	July 12	August 12	September 12	October 12	November 12	December 12	January 13
	\$41,091.00	\$41,122.00	\$41,153.00	\$41,183.00	\$41,214.00	\$41,244.00	\$41,275.00
ASP	\$57,064.68	\$69,380.71	\$56,948.34	\$61,638.53	\$61,052.74	\$64,825.91	\$62,058.95
CCF	\$48,055.62	\$54,663.51	\$46,226.35	\$45,662.73	\$52,757.29	\$51,493.72	\$67,515.86
FDCF	\$48,748.52	\$29,925.20	\$34,412.64	\$30,956.44	\$36,634.72	\$34,456.78	\$38,804.50
ICIW	\$52,753.99	\$52,225.68	\$47,515.15	\$61,551.10	\$48,197.93	\$51,169.17	\$51,223.58
IMCC	\$75,891.38	\$100,017.68	\$99,717.10	\$75,422.03	\$81,248.93	\$73,929.03	\$81,323.05
ISP/ISP-JBU	\$36,663.08	\$32,343.72	\$25,538.45	\$32,358.26	\$32,172.69	\$37,630.40	\$35,250.00
ISP-CCU	\$32,660.00	\$32,121.83	\$35,693.84	\$40,998.45	\$39,357.10	\$32,439.48	\$32,361.97
MPCF	\$29,694.46	\$32,956.43	\$29,559.90	\$29,409.45	\$19,387.19	\$23,146.77	\$24,219.54
MPWU	\$5,719.17	\$3,999.99	\$4,490.77	\$5,131.99	\$5,040.11	\$4,576.30	\$4,531.40
NCF	\$50,605.60	\$40,081.43	\$36,813.15	\$47,524.62	\$42,029.60	\$37,742.21	\$53,613.82
CRC	\$11,711.53	\$12,564.45	\$15,914.97	\$16,762.69	\$16,786.13	\$12,683.72	\$18,258.67
NCCF	\$25,640.01	\$13,593.29	\$6,839.92	\$10,283.53	\$11,382.61	\$10,027.86	\$12,464.35
Total	\$475,208.04	\$473,873.92	\$439,670.58	\$457,699.82	\$446,047.04	\$434,121.35	\$481,625.69

Institution	February 13	March 13	April 13	May 13	June 13	
	\$41,318.00	\$41,334.00	\$41,365.00	\$41,395.00	\$41,426.00	TOTAL
ASP	\$47,630.05	\$53,237.56	\$52,815.60	\$49,562.68	\$56,381.94	\$692,597.69
CCF	\$44,661.09	\$38,593.79	\$42,381.79	\$55,137.75	\$41,899.09	\$589,048.59
FDCF	\$36,959.09	\$34,280.27	\$34,072.24	\$41,122.38	\$34,412.53	\$434,785.31
ICIW	\$62,351.06	\$47,307.93	\$54,173.19	\$54,320.65	\$48,249.85	\$631,039.28
IMCC	\$77,300.25	\$78,871.98	\$68,920.45	\$101,675.66	\$79,633.08	\$993,950.62
ISP/ISP-JBU	\$25,464.71	\$27,355.57	\$51,980.13**	\$999.48**	\$24,432.02	\$362,188.51
ISP-CCU	\$25,673.90	\$31,690.46	\$25,102.13	\$10,075.69	\$4,479.89	\$342,654.74
MPCF	\$23,450.53	\$25,482.73	\$26,231.53	\$30,788.91	\$28,648.02	\$322,975.46
MPWU	\$5,931.79	\$4,803.44	\$6,877.86	\$5,023.40	\$3,478.57	\$59,604.79
NCF	\$64,326.26	\$72,996.97	\$72,543.95	\$80,767.51	\$59,431.21	\$658,476.33
CRC	\$9,825.37	\$10,934.14	\$26,602.33	\$33,521.09	\$32,687.73	\$218,252.82
NCCF	\$19,584.25	\$23,966.82	\$24,903.69	\$25,672.13	\$15,938.38	\$200,296.84
Total	\$443,158.35	\$449,521.66	\$434,624.76	\$487,667.85	\$429,672.31	\$5,505,870.98

**April: over-charge on one RX, fixed in May

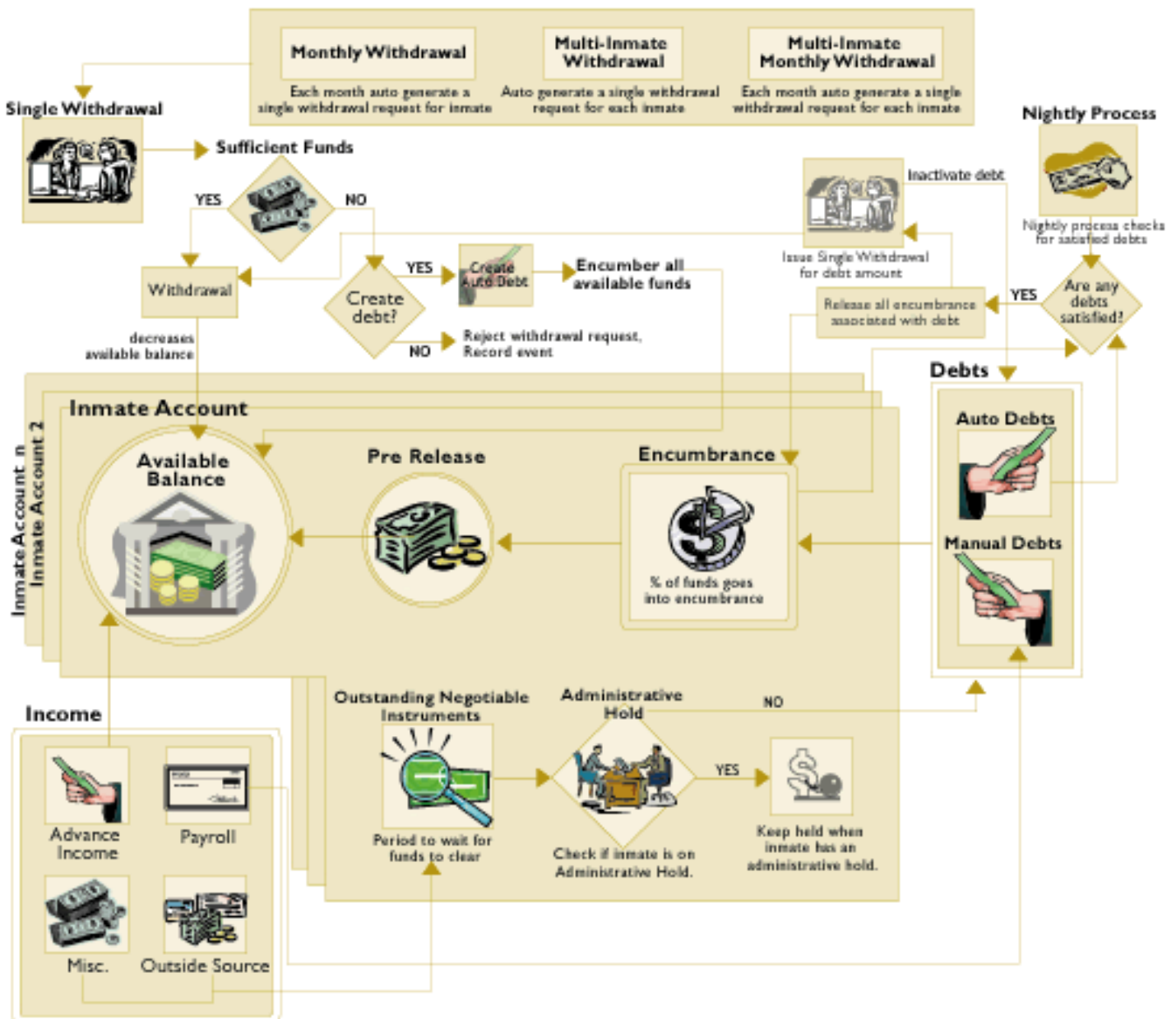
FY2013 Mental Health Pharmacy Summary

Institution	July 12	August 12	September 12	October 12	November 12	December 12
	\$41,091.00	\$41,122.00	\$41,153.00	\$41,183.00	\$41,214.00	\$41,244.00
ASP	\$11,503.18	\$12,293.58	\$9,333.54	\$11,328.89	\$11,427.66	\$10,457.62
CCF	\$7,988.73	\$9,471.42	\$7,004.56	\$6,656.59	\$8,476.89	\$5,092.67
FDCF	\$10,954.59	\$6,579.52	\$13,481.91	\$6,294.53	\$15,722.16	\$11,487.90
ICIW	\$17,363.02	\$17,493.07	\$14,551.30	\$17,058.75	\$14,738.12	\$15,177.53
IMCC	\$18,737.65	\$18,017.30	\$20,461.02	\$23,377.43	\$22,802.06	\$22,980.71
ISP/ISP-JBU	\$5,883.74	\$5,308.41	\$4,563.71	\$5,777.41	\$4,260.33	\$12,499.39
ISP-CCU	\$20,531.10	\$20,546.30	\$18,873.45	\$24,725.33	\$22,530.24	\$21,996.38
MPCF	\$10,975.34	\$12,186.24	\$13,176.18	\$5,864.04	\$6,394.54	\$6,548.71
MPWU	\$3,106.30	\$2,541.43	\$2,106.18	\$3,081.36	\$2,228.71	\$2,200.18
NCF	\$7,218.78	\$7,283.25	\$8,053.38	\$9,005.17	\$9,308.16	\$8,266.77
CRC	\$3,131.59	\$2,108.43	\$3,492.19	\$2,694.46	\$3,776.49	\$3,061.34
NCCF	\$1,748.76	\$1,195.67	\$1,844.87	\$1,747.02	\$2,056.64	\$1,288.76
	\$119,142.78	\$115,024.62	\$116,942.29	\$117,610.98	\$123,722.00	\$121,057.96

Institution	January 13	February 13	March 13	April 13	May 13	June 13	TOTAL
	\$41,275.00	\$41,318.00	\$41,334.00	\$41,365.00	\$41,395.00	\$41,426.00	
ASP	\$10,467.90	\$7,661.00	\$8,686.91	\$7,210.35	\$8,044.49	\$11,019.83	\$119,434.95
CCF	\$9,215.80	\$8,394.62	\$10,653.33	\$11,827.90	\$17,481.40	\$19,500.46	\$121,764.37
FDCF	\$13,026.38	\$10,437.86	\$11,784.70	\$6,773.42	\$8,790.03	\$7,929.18	\$123,262.18
ICIW	\$18,960.15	\$14,459.27	\$17,621.65	\$19,374.18	\$20,032.72	\$16,524.87	\$203,354.63
IMCC	\$25,838.43	\$17,548.37	\$17,357.58	\$19,937.13	\$21,506.76	\$23,651.08	\$252,215.52
ISP/ISP-JBU	\$5,320.64	\$8,473.81	\$12,301.10	\$9,035.11	\$9,288.81	\$8,494.44	\$91,206.90
ISP-CCU	\$21,954.22	\$19,039.42	\$17,874.80	\$17,843.10	\$7,796.73	\$3,862.70	\$217,573.77
MPCF	\$6,193.44	\$6,282.31	\$7,190.67	\$7,171.68	\$8,304.11	\$8,462.72	\$98,749.98
MPWU	\$2,480.63	\$3,012.98	\$2,645.20	\$3,260.32	\$2,585.90	\$1,675.16	\$30,924.35
NCF	\$10,329.14	\$12,498.51	\$10,178.22	\$12,687.41	\$13,823.42	\$11,935.72	\$120,587.93
CRC	\$3,440.62	\$1,336.70	\$1,818.87	\$3,253.94	\$2,649.95	\$1,598.85	\$32,363.43
NCCF	\$2,052.99	\$3,166.94	\$2,829.10	\$3,390.13	\$3,735.78	\$3,030.65	\$28,087.31
	\$129,280.34	\$112,311.79	\$120,942.13	\$121,764.67	\$124,040.10	\$117,685.66	\$1,439,525.32

IOWA CORRECTIONS OFFENDER NETWORK (ICON) BANKING

Offender funds administration is specifically designed to manage offender funds and trust accounts for institutions and community based correction residential facilities. It incorporates sophisticated transaction automation that dramatically reduces the time needed to perform these functions while enforcing consistent accounting processes. At the same time its extensive transaction integrity and security system ensures that the system inherently meets auditors requirements, thereby eliminating many non-productive tasks such as printing and filing daily transaction journals. It supports real time integration with other systems such as commissary, medical, telephone, case management so that offender accounts are always current. The extensive reports allow users to analyze information from any perspective, and also supports use of third-party analytical software.



FY13 Banking Data—Prisons and Community Based Corrections

Prison	Restitution Collected	Child Support Collected	Work Allowance Paid to Offenders
Anamosa	\$123,508.95	\$59,002.47	\$864,339.71
Clarinda	\$208,065.21	\$44,979.16	\$446,732.63
Fort Dodge	\$981,755.81	\$53,209.65	\$584,167.36
Fort Madison	\$79,810.59	\$35,844.68	\$548,895.64
Oakdale	\$45,296.62	\$24,622.01	\$340,599.83
Mount Pleasant	\$47,214.54	\$37,278.86	\$341,354.94
Mitchellville	\$31,270.57	\$17,562.69	\$257,602.83
Newton	\$114,192.80	\$40,266.45	\$357,314.58
Rockwell City	\$148,988.89	\$22,434.94	\$222,756.93
TOTAL	\$197,789.33	\$335,200.91	\$3,963,764.45

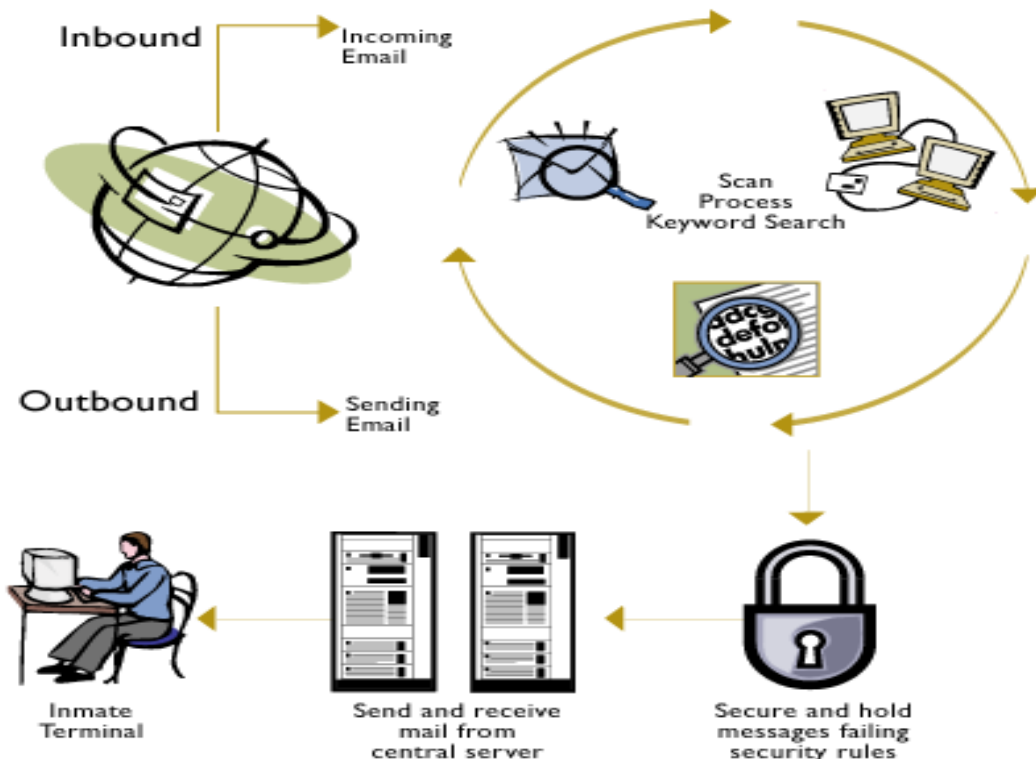
Work Allowance Paid to Offenders Definition: Work done for the facility, Iowa Prison Industries and money paid for attending treatment/education (viewed as a “job”). The money reflected in this column does not include private sector pay.

Community Based Corrections Residential Facilities	Restitution Collected	Child Support Collected
1st District Dubuque	\$31,948.41	
1st District Waterloo	\$13,183.80	\$25.00
1st District West Union	\$25,357.78	
2nd District Ames	\$3,188.03	
2nd District Fort Dodge	\$15,379.42	
2nd District Marshalltown	\$19,058.15	
2nd District Mason City	\$20,145.26	
3rd District Sioux City	\$22,926.98	
4th District Council Bluffs	\$14,275.83	\$1,463.19
5th District Des Moines Womens	\$10,502.15	
5th District Des Moines Residential	\$155,666.19	
6th District Cedar Rapids	\$99,165.63	\$220.00
7th District Davenport	\$68,499.99	
8th District Burlington	\$21,153.67	
8th District Ottumwa	\$14,137.91	
TOTAL	\$534,589.20	\$1,708.19

IOWA CORRECTIONS OFFENDER NETWORK (ICON) Offender Email (Corrlinks)

The Inmate e-mail assists the Department of Corrections (DOC) in their inmate re-entry initiatives by providing inmates with an email-like option to interact with family and friends. Inmate e-mail also provides inmates with an opportunity to learn computer and keyboarding skills. The inmates use a very secure messaging application that tightly controls their correspondence; inmates can only send and receive email messages from approved addresses. Unlike typical electronic messaging systems, inmates are not allowed to send or receive any attachments such as pictures or documents.

Inmate e-mail significantly reduces the amount of DOC personnel's time required to manage mail and simultaneously enhances DOC's mail monitoring capabilities. First, its built-in keyword search capability automatically marks all emails for review that meet DOC's security criteria, thus eliminating time wasted reviewing benign messages. Second, inmate e-mail reduces the amount of regular inmate mail that is handled by the institution, which in turn reduces the time spent reviewing contents and distributing mail.



IOWA CORRECTIONS OFFENDER NETWORK (ICON) Offender Email (Corrlinks)

Incoming				Outgoing		
Institution	# of Messages Delivered	Charges to the Family	Commission to Iowa	# of Messages Delivered	Charges to the Facility	Commission to Iowa
Anamosa	34,599	\$8,649.75	\$3,805.89	32,559	\$8,139.75	\$3,581.49
Clarinda	68,348	\$17,087.00	\$7,518.28	68,099	\$17,024.75	\$7,490.89
Ft. Dodge	109,120	\$27,280.00	\$12,003.20	105,076	\$26,269.00	\$11,558.36
Mitchellville	33,771	\$8,442.75	\$3,714.81	35,260	\$8,815.00	\$3,878.60
Oakdale	32,081	\$8,020.25	\$3,528.91	23,889	\$5,972.25	\$2,627.79
Ft. Madison	18,258	\$4,564.50	\$2,008.38	15,115	\$3,778.75	\$1,662.65
Mt. Pleasant	52,701	\$13,175.25	\$5,797.11	53,809	\$13,452.25	\$5,918.99
Rockwell City	55,287	\$13,821.75	\$6,081.57	55,050	\$13,762.50	\$6,055.50
Newton	122,802	\$30,508.22	\$13,508.22	121,452	\$30,363.00	\$13,359.72
Total	526,967	\$131,741.75	\$57,966.37	510,309	\$127,577.25	\$56,133.99

Advantages of the Program

- It is less expensive for a family to send in a letter using a computer than regular mail (\$0.25 vs. current postage).
- Each time a letter is sent there is a charge of \$0.25 to the family's account with \$0.14 cents going to ATG and \$0.11 going to the institution
- The \$0.11 pays for paper and toner which more than covers true cost.
- It is easier for staff to read type-written letters than handwritten letters.
- It will save staff time opening and searching envelopes
- We can search for key words in a letter without reading the whole letter for security purposes (i.e. Escape).
- Outside senders pay for the service by creating an account at the website. They are charged \$1.25 for each instance they put money into the account.
- Letters can be stored indefinitely for possible investigative purposes.
- There is no cost to the institution as ATG supplies the computer, printer, and cards for inmates to send out to family informing them of the program.

IOWA CORRECTIONS OFFENDER NETWORK (ICON) Critical Incident Reporting (CIR)

Critical Incident Reporting (CIR) provides the Department of Corrections (DOC) with a flexible system for reporting, tracking and sending email notifications regarding incidents of all priority levels. In today's corrections environment it has become increasingly important to manage this information in order to identify trends, review the effectiveness of existing policies and practices, better train staff and prevent similar incidents from reoccurring. CIR provides instantaneous notification upon the submission of an incident. The system automatically generates this email and sends it to the appropriate personnel based on the priority level and the institution/Community Based Corrections District where the incident occurred.

The CIR system collects a vast array of information regarding the incident itself, offenders involved, staff involved, individual staff reports, use of force, medical attention, after action reviews and more. To ease the burden of data entry, the system is integrated with the case management and medicals systems to quickly and easily pull in existing offender and staff information. The system also provides a series of screens to manage core system information such as chemical agents, incident types, restraints, etc. The management of this data can be controlled by central office or delegated.

Incidents By Priority Institutions

Priority 1 - 234

Priority 2—1424

Priority 3—258

Total—1916

Incidents by Priority Communi- ty Based Corrections

Priority 1—851

Priority 2—258

Priority 3—661

Total—1770

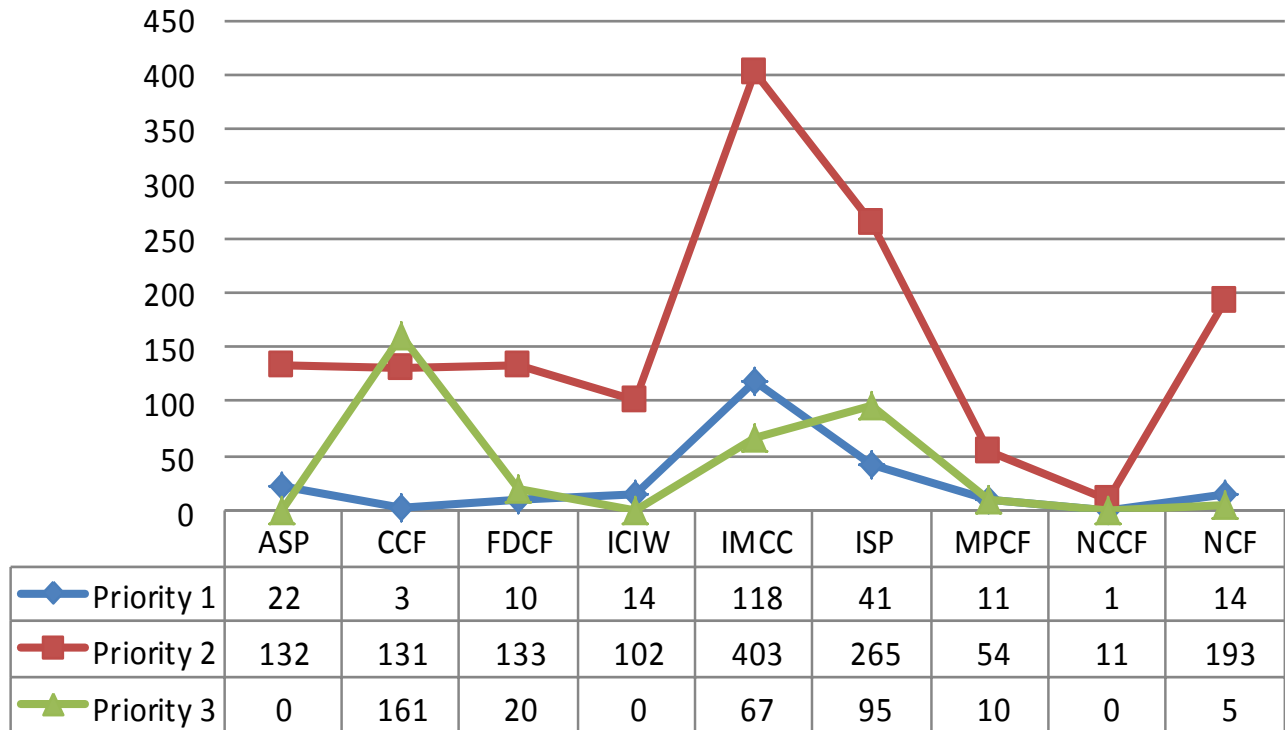
Residential and Field

CIR reduces the amount of time and effort required to fill out an incident report by providing a standardized reporting format for institutions, community based corrections, residential facilities and the field. Information is collected in a consistent format regardless of the facility type or type of incident. As an added benefit, it also simplifies training and provides a very user friendly environment. This in turn allows the DOC to capture incident information faster, yet more accurately, and to send critical staff notifications in a more timely manner.

Critical Incidents (CIRs)

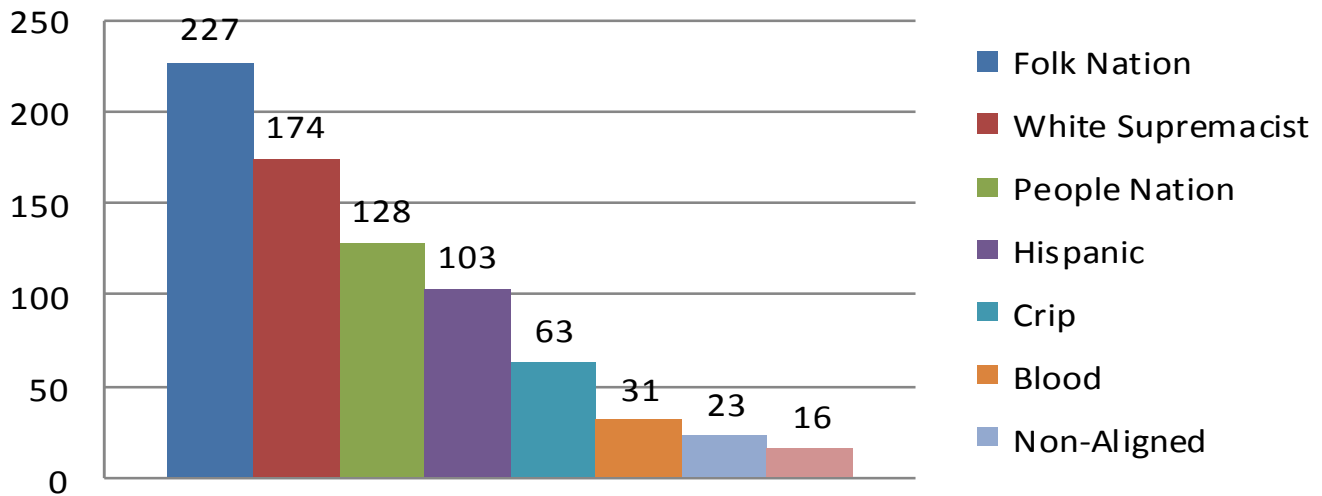
Institution Critical Incidents by Priority

7-1-2012 to 6-30-2013



Critical Incidents by Threat Group

7-1-2012 to 6-30-2013



Prisons and Districts



*Critical Incident Reports Involving Offenders with
Mental Health Diagnosis*

7/1/2012 to 6/30/2013

Facility	Mental Health CIRs	% of Mental Health CIRs	% of All Institutions CIRs
Anamosa State Penitentiary	123	8.0%	6.4%
Clarinda Correctional Facility	137	9.0%	7.2%
Clarinda Lodge	8	0.5%	0.4%
Clinical Care Unit	198	12.9%	10.3%
Correctional Release Center	23	1.5%	1.2%
Fort Dodge Correctional Facility	118	7.7%	6.2%
Iowa Correctional Institute for Women	105	6.9%	5.5%
Iowa Medical & Classification Center	490	32.0%	25.6%
Iowa State Penitentiary	119	7.8%	6.2%
John Bennett Unit	9	0.6%	0.5%
Mount Pleasant Correctional Facility	39	2.5%	2.0%
Mount Pleasant Women's Unit	8	0.5%	0.4%
North Central Correctional Facility	8	0.5%	0.4%
Newton Correctional Facility	145	9.5%	7.6%
Total	1530	100.0%	79.9%

DOC Performance Report



DOC Performance Report

All data for the DOC Performance Report was obtained from the Iowa Corrections Offender Network (ICON) Case Management System.

An offender typically interacts with multiple Department of Corrections personnel during the different stages of a crime's adjudication: pretrial interviewers, presentence investigators, counselors, etc. At each stage DOC personnel spend considerable time and resources collecting necessary information. The majority of information gathered was stored locally in paper files or incompatible systems that are inaccessible to other DOC Personnel. The expense of repeated data collection may be incurred upward of 10 times during the first 60 days of interaction with an offender. Further, considering that a typical offender passes through the judicial and corrections multiple times during their lifetime, the amount of redundancy that can be eliminated by a well-crafted central information system capable of supporting the various corrections services becomes overwhelmingly evident.

DOC typically represents one of the largest discretionary spending line items of a state budget. With offender population as well as cost of administering an offender rising rapidly, DOC needs a system that can help evaluate the effectiveness of various programs and help identify under-utilized resources. At the same time counselors need detailed individual information presented in a context that will aid in their efforts to reduce recidivism. A central information system designed to support such analytics enables the DOC to make more informed decisions and be more responsive to the legislature and other agencies.





Performance Report

Performance Report Introduction

The Department of Corrections Annual Performance Report for fiscal year 2013 is provided in compliance with requirements of Iowa's Accountable Government Act.

The Department continued its focus on those operational and correctional practices shown by research, data or results to be the most effective "best practice" in each area of the organization. By focusing on what is known to work, the agency has better directed limited resources to those strategies that produce the greatest value to Iowans. State-wide focus on the alignment with these best practices has been accomplished through communication of the leadership agenda, the Departments' Strategic Plan, Performance "Score Card", offender information system (ICON) and management information system, and the employee performance accountability system.

The Departments' key service areas include: the assessment and **identification of the risk** offenders pose to the community; the effective **management of individual offender risk** and **offender accountability**; **the reduction of future risk** from supervised offenders through the use of intervention and treatment programs that have been shown to impact criminal behavior; and efficient **management** of the facilities and resources that provide for **healthy, safe and humane environment** for staff and offenders.

The Departments **key strategies** are:

- **Offender Management – Best Practices Reentry Model**
- **Population Management**
- **Information Best Practices**
- **Workforce Investment**

Strategic Goals are:

- Impact recidivism through provision of evidence based programs, interventions, case planning and reentry initiatives.
- Improve operation effectiveness through utilization of "best practices"
- Impact Corrections system grown in community and prisons
- Reinvention of the way the department does business to manage resources in the most cost effective and productive manner to produce ultimate value for taxpayer dollars.
- Use data and evidence to make fiscally responsible decisions.
- Adequate and diverse human resources, financial resources and processes to maintain infrastructure and delivery of services.

The Departments' accomplishments for each key strategy include:

1. Offender Management – Best Practices Reentry Model

- 43.79% of correctional treatment interventions have been designated as EBP "Promising" or "Excellent".
- Iowa has a low prison return rate of 30.3% compared to the surrounding Midwest states (only Nebraska had a lower rate than Iowa according to a 2011 Pew Center on the States report).
- The Department contracts with community colleges to provide GED classes to offenders in prison and in FY2013 522 offenders received their GEDs. The GED program provided 185,751 hours of instruction in GED.
- The Literacy Program in the prisons served 53 offenders and provided 49,145 hours of instruction. 304 literacy completions were awarded.
- Eight of Iowa's nine prisons have received CEA (Correctional Education Association) Accreditation Certificates.
- 64.74% of community based corrections offenders are successfully completing treatment programs, such as Batterers Education, Drug Court, Dual Diagnosis, etc.
- 86.25% of DOC's offenders are completing treatment for their top 4 needs.



Performance Report

Improving Offender Programming

In 2008, the Iowa Department of Corrections embarked on a comprehensive audit of all institutional and community corrections offender programs that receive corrections funding. The audit focused on the degree to which each program adheres to evidence-based practices principles (what works best). The audit areas are listed below along with some examples of the questions asked about each program:

Risk Assessment Criteria. Is a risk assessment conducted? Does the program address the risks identified by the risk assessment?

Responsivity Assessment Criteria. Does the assessment identify how best to motivate an offender (for example; incentives, rewards, motivational enhancement interviewing)? Is the treatment designed to be received positively by the offender?

Cognitive Behavior Interventions (changing the way the offender thinks). Are cognitive behavioral programs used to help the offender develop a more positive way of thinking (and behaving)?

Continuing Support. Is there a plan for the offender to receive continuing community support after the formal program has been completed (for example: mentors, support groups)?

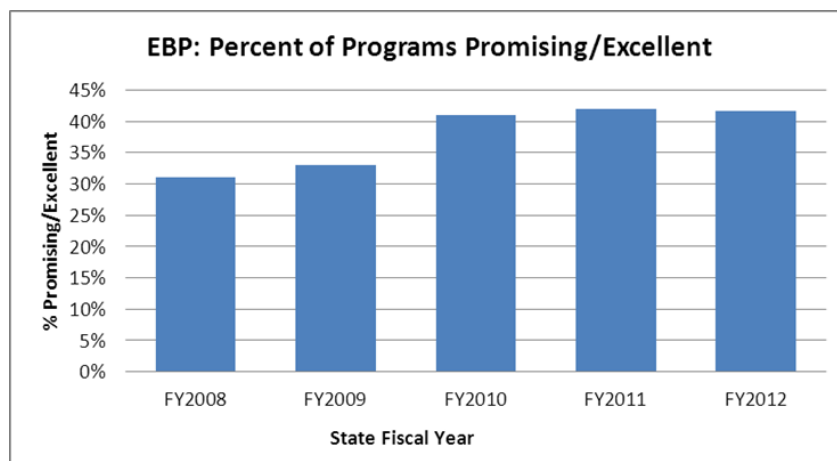
Program Measurement/Feedback. Has the program been evaluated by correctional staff for effectiveness? Has it been evaluated by an independent researcher?

Clinical Supervision. Has the program supervisor been trained in Evidence-Based Practices (what works best)? Each program received a rating, with categories from high to low as follows: Excellent, Promising, or Needs Improvement. Some programs were eliminated and improvement plans were developed for other lower-scoring programs. As shown below, more programs now score as promising or excellent due to these efforts.

More Offender Reentry and Employment Issues

A recent Iowa Workforce Development study found that offenders who obtained a high school diploma or GED (with the majority achieving the latter) had higher employment rates than those who did not. In addition, offenders with a high school diploma or GED consistently earned higher wages than those that did not.

The IWD study also found that the accommodation and food service industries provide among the lowest pay, yet employ the highest average number of female offenders (comprising 50.7% to 64.6% of those employed, depending on the quarter), and ranked second in employment of male offenders (comprising 17.8% to 22.5% of those employed, depending on the quarter). Such findings are of particular significance in that a 1999 study by Christopher Uggen found a small but consistent relationship between job quality (e.g. job satisfaction, net pay) and recidivism.



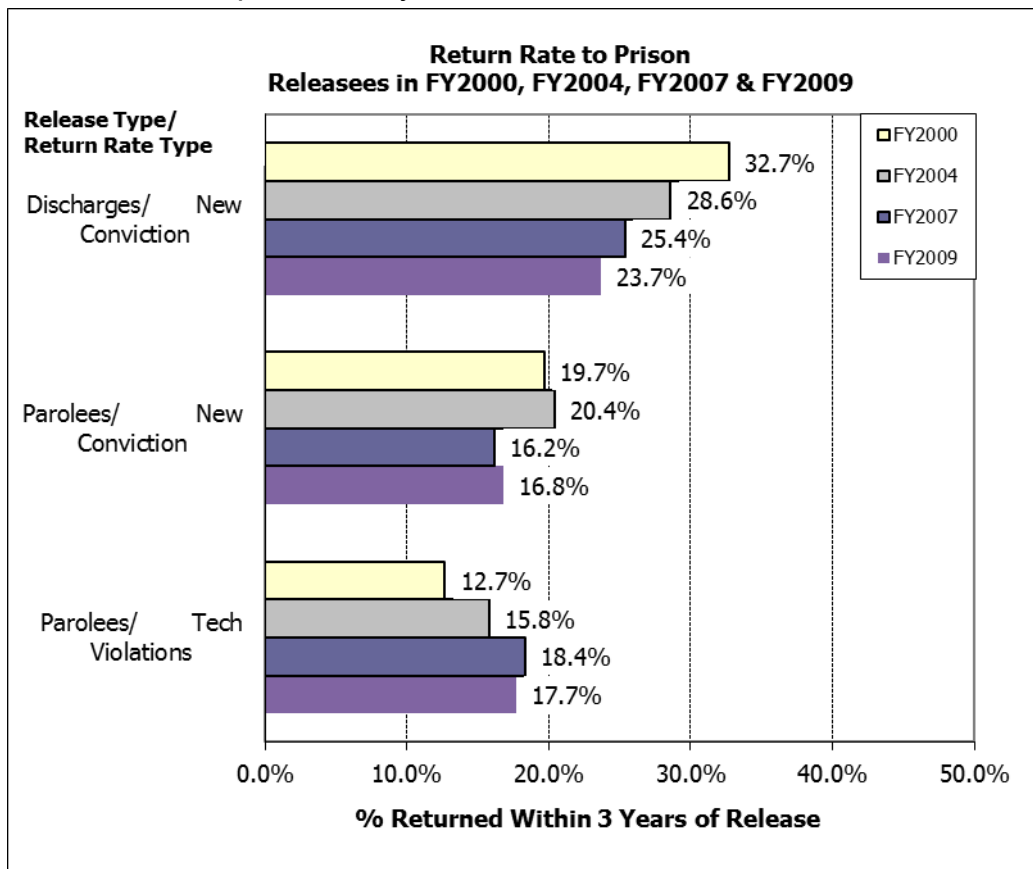
Performance Report

Reentry efforts aimed at improving the quality of post-release employment for all offenders appears to hold promise for further reducing recidivism; manufacturing jobs, for example, were among the highest paying jobs held by both male and female offenders.

New Conviction Lower for Paroles

Prison inmates who are paroled are less likely to return to prison due to a new conviction than are inmates who leave prison due to expiration of sentence.

Offenders who discharge their sentences cannot be returned to prison for technical violations because they do not receive community supervision. However, as shown below their rates of return to prison for new conviction is higher than new conviction rates among parolees, suggesting that community supervision enhances public safety.



The bar graph also shows a downward trend in new convictions for both offenders expiring their sentences and those placed on parole. This suggests that correctional programming in the institutions and the community has improved.

WISH

WISH is designed to provide comprehensive, gender responsive substance abuse treatment over a 6 month period to female offenders who are subject to release within 12 months of incarceration. The project treats 45 female offenders at ICIW during a six month cycle. WISH is a major improvement to the existing female offender substance abuse treatment because this new program is not limited to long-term offenders. All female offenders who begin prison treatment with shorter sentences are afforded the opportunity to complete a gender-responsive holistic substance abuse treatment program which also provides a mentoring component to enhance their reentry/transition back into the community. A co-occurring component was also developed for this program which utilizes an integrated approach focusing on both substance use and psychiatric disorders.



Performance Report

INNOVATIVE BEP PILOT PROJECT

Since October of 2009, the DOC has been collaborating with the University of Iowa to test the feasibility and efficacy of a novel, evidence-based group intervention program for domestic abuse offenders. The new approach is being piloted in the first, second, third, fifth, sixth and seventh judicial districts. The new curriculum entitled ***“Achieving Change Through Value-Based Behavior” (ACTV)*** is based on the principles and techniques of Acceptance and Commitment Therapy (ACT). The United States Substance Abuse and Mental Health Services Administration (SAMHSA) has now listed ACT as an empirically supported method as part of its National Registry of Evidence-based Programs and Practices (NREPP). Acceptance and Commitment Therapy (ACT) is based on empirically-supported mindfulness-based cognitive behavioral therapy and has two major goals:

- To foster acceptance of unwanted mental experiences which are out of our personal control
- To facilitate commitment and action toward living a valued life

The ACTV Curriculum has incorporated the essential components of Acceptance and Commitment Therapy and applied it to working with domestic abuse offenders. ACTV seeks to expand the offenders’ knowledge of ACT and to assist them in applying it to their daily lives. The goal is to assist offenders in defining their true values in life and working with them as they move toward a life consistent with their values, particularly that of remaining nonviolent and non-abusive.

Iowa is the first state in the country to apply this model and these new techniques to a domestic violence treatment program. The project is now in the completion stage and the curriculum is under copyright to the University of Iowa. Results show men in ACTV had significantly lower rates of physical, psychological and sexual aggression at Week 24 after beginning treatment compared to men in the standard Duluth/Current Cognitive Based Treatment (CBT) programs. There were no differences at Week 1. Men in ACTV also had greater declines in physical, psychological and sexual aggression over the 24 weeks compared to men in Duluth/CBT.

Based on the evaluation of this innovative approach to domestic violence treatment the Curriculum is now available for statewide application and national review.

2. Population Management

The Department of Corrections contracts with Spectrum Health Systems to conduct front-end substance abuse assessments at the inmate reception center – Iowa Medical and Classification Center. Such assessments are considered vital in so far as 80-85% of offenders in DOC institutions list alcohol/drug problems as one of their top three need areas. These assessments not only identify whether or not substance abuse treatment is needed, but also the appropriate level of care.

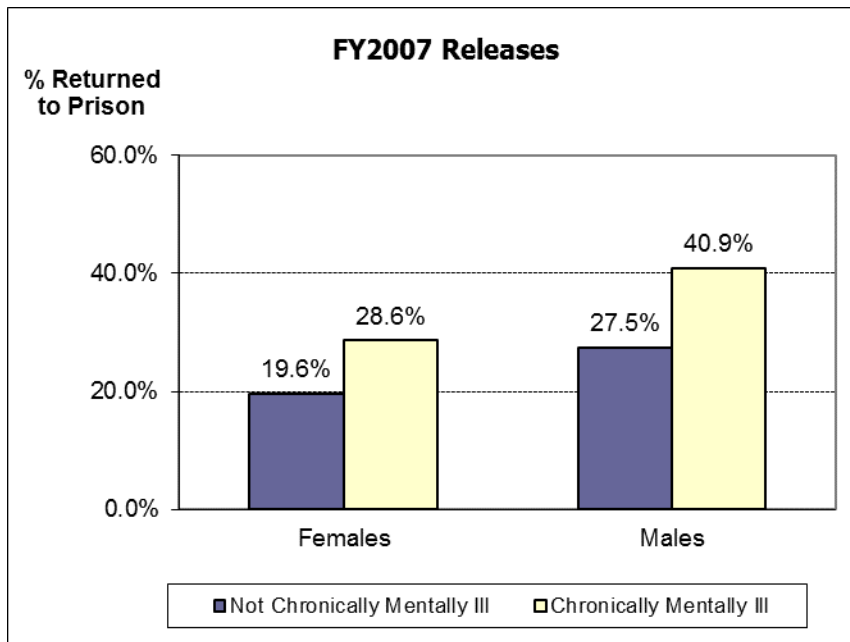
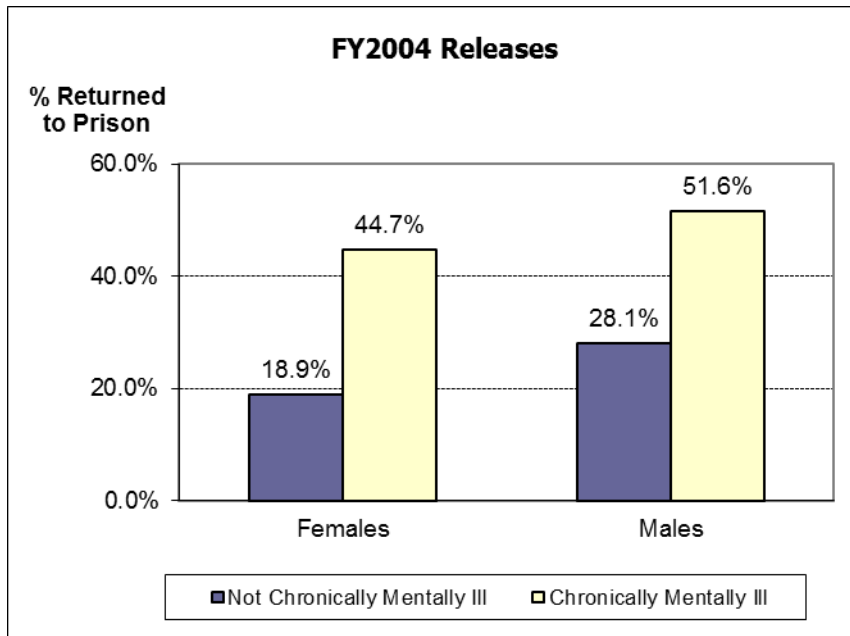
For both male and female offenders, the most common level of treatment needed is outpatient treatment. However, the data also show that substance abuse treatment needs differ between male and female offenders. Higher percentages of male offenders were identified as needing inpatient or outpatient treatment, while higher percentages of female offenders were identified as needing aftercare after relapse.

Improved Outcomes for Offenders with Chronic Mental Illness

In June 2011, DOC released a study entitled *Iowa Recidivism Report: Prison Return Rates*. The study documents that Iowa’s three-year return rate to prison for offenders released during FY2007 decreased from 33.9% for the previous three-years period studied to 31.8% (and below our goal of 33.3%). More dramatic is the decrease in the percent of offenders with mental illness returning to prison.

Comparison between the two graphs below reveals return rates to prison for offenders released in FY2007 who had a chronic mental illness were significantly lower than the rates for mentally ill offenders released in FY2004. However, return rates to prison for offenders who were not chronically mentally ill were not significantly different. “Chronic” mental illness is defined as conditions that are managed rather than “cured.”

Performance Report



While much more needs to be done to improve the supervision and treatment of offenders with a mental illness in our institutions, it is heartening to establish that our efforts to date have made a difference.

Central Classification

IDOC continues to use the Custody Classification instrument, implemented in 2009 on incoming offenders and reclassified all incarcerated offenders. The instrument is gender specific and structured to better assess risk to security and to society and appropriate incarceration custody level recognizing security, programming and reentry services. The new scoring instrument, utilized for both male and female offenders resulted in classification and re-classification of a significant portion of the population to minimum custody.



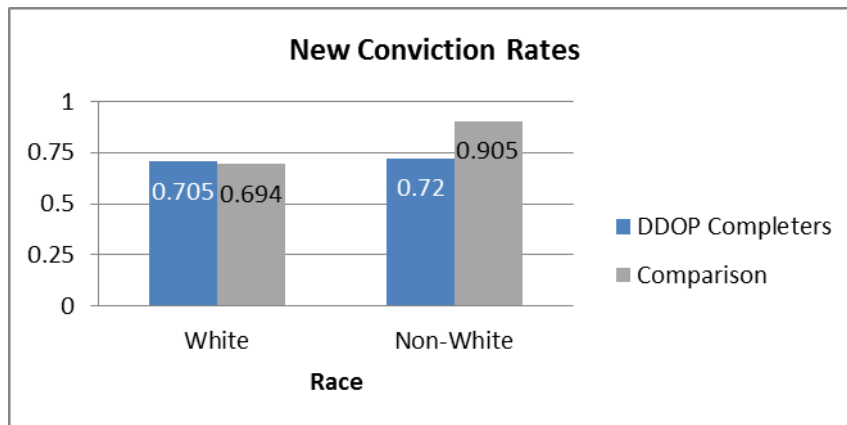
Performance Report

Dual Diagnosis Program Works Best for Minorities

The Iowa Division of Criminal and Juvenile Justice Planning recently released a report summarizing its evaluation of the Dual Diagnosis Offender Program (DDOP) administered by the First Judicial District Department of Correctional Services.

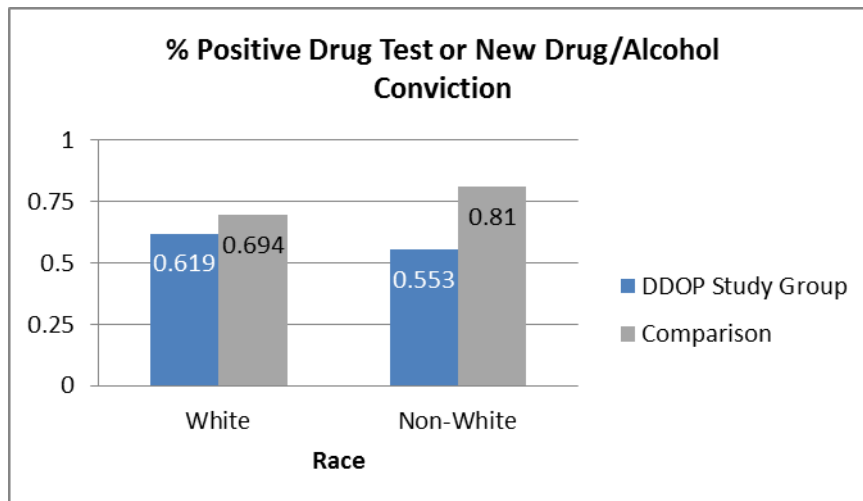
Basically, DDOP entails case management and treatment of dual diagnosed offenders (substance abusing and mentally ill) by a team comprised of a PPOIII who has expertise in working with this challenging group, a substance abuse treatment counselor, and a mental health counselor. The offenders reside from 6-12 months in a 16-bed unit for male offenders at the Waterloo Residential Correctional Facility.

The evaluation consisted of comparing outcomes of DDOP completers and non-completers with that of a control group comprised of offenders with similar characteristics not receiving DDOP. As the table below shows, there did not exist a statistically significant difference between white DDOP completers and the comparison group in regards to being convicted of a new crime than non-white offenders not receiving DDOP services.



When comparing outcomes for testing

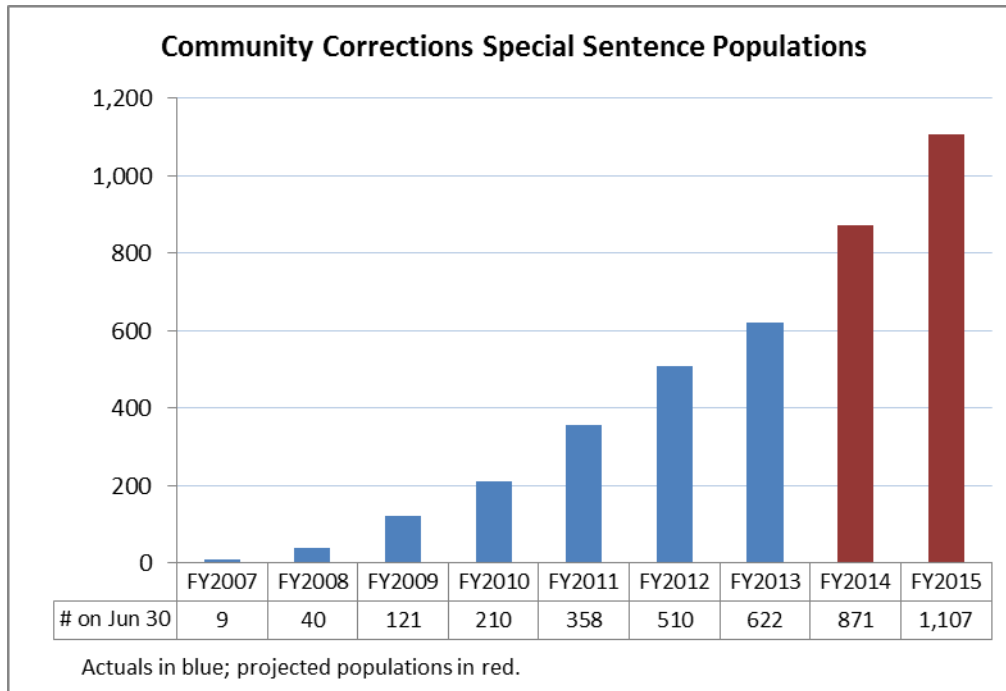
positive for drugs or new drug/alcohol conviction, white and non-white DDOP completers *and* non-completers fared better than their counterparts in the comparison group. In other words, even non-completers benefitted from DDOP via lower UA test results or new drug/alcohol convictions. Further, non-white DDOP offenders again achieved dramatic improvement in outcomes through participation in DDOP.



Performance Report

While DDOP overall provided positive outcomes for both white and non-white offenders, it proved particularly beneficial for non-white offenders. That result is good news for reducing disproportionate incarceration, and the report findings suggest that the First District expand the number of non-white offenders placed in DDOP.

Increase in Special Sentence Sex Offender Caseloads Expected



The Iowa Department of Corrections projects community corrections special sentence caseloads to increase by 78% over the next two years, from 622 to 1,107 by the end of FY2015. The Iowa Division of Criminal and Juvenile Justice Planning projects even larger growth beyond FY2015. In particular, individuals under lifetime supervision are expected to triple within seven years.

3. Information Best Practices

- Successfully deployed an offender e-mail (CorrLinks) system in the prisons statewide with all of the prisons deploying bi-directional email.
- **ICON: It's Not Just for Corrections Anymore**

The Iowa Correctional Offender Network (ICON) is a data collection system that was first deployed in community corrections in 2000 after two years of planning, and was integrated with the institutions in 2004. The purpose of ICON is to collect and organize the data necessary to make informed decisions. Corrections owes it to the Iowa taxpayers to be good stewards with the funding they provide, and ICON helps accomplish that charge by telling us which correctional programs work and don't work, along with when, where, and with whom. ICON helps tell us what is the optimal level of security for each offender, both in institutions and under community-based supervision. Nationally, Iowa Corrections has one of the lowest rates of return-to-prison in the nation, and the information we receive from ICON is one of the reasons why. In recent years, the ICON system has begun interacting with other organizations and whole systems for the benefit of public safety and the taxpayers, including:

- ⇒ Criminal Justice Information System (CJIS)-County Attorneys obtain victim information and offender release information from prison;
- ⇒ DOC and the Iowa Courts Information System (ICIS) exchange Pre-Sentence Investigation of orders and returned to courts information;

Performance Report

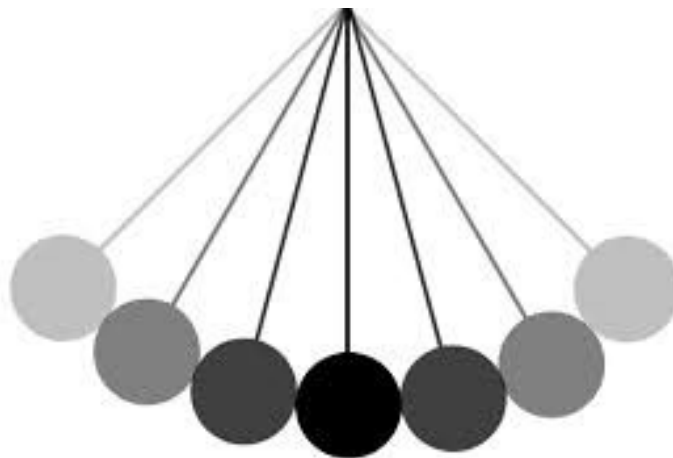
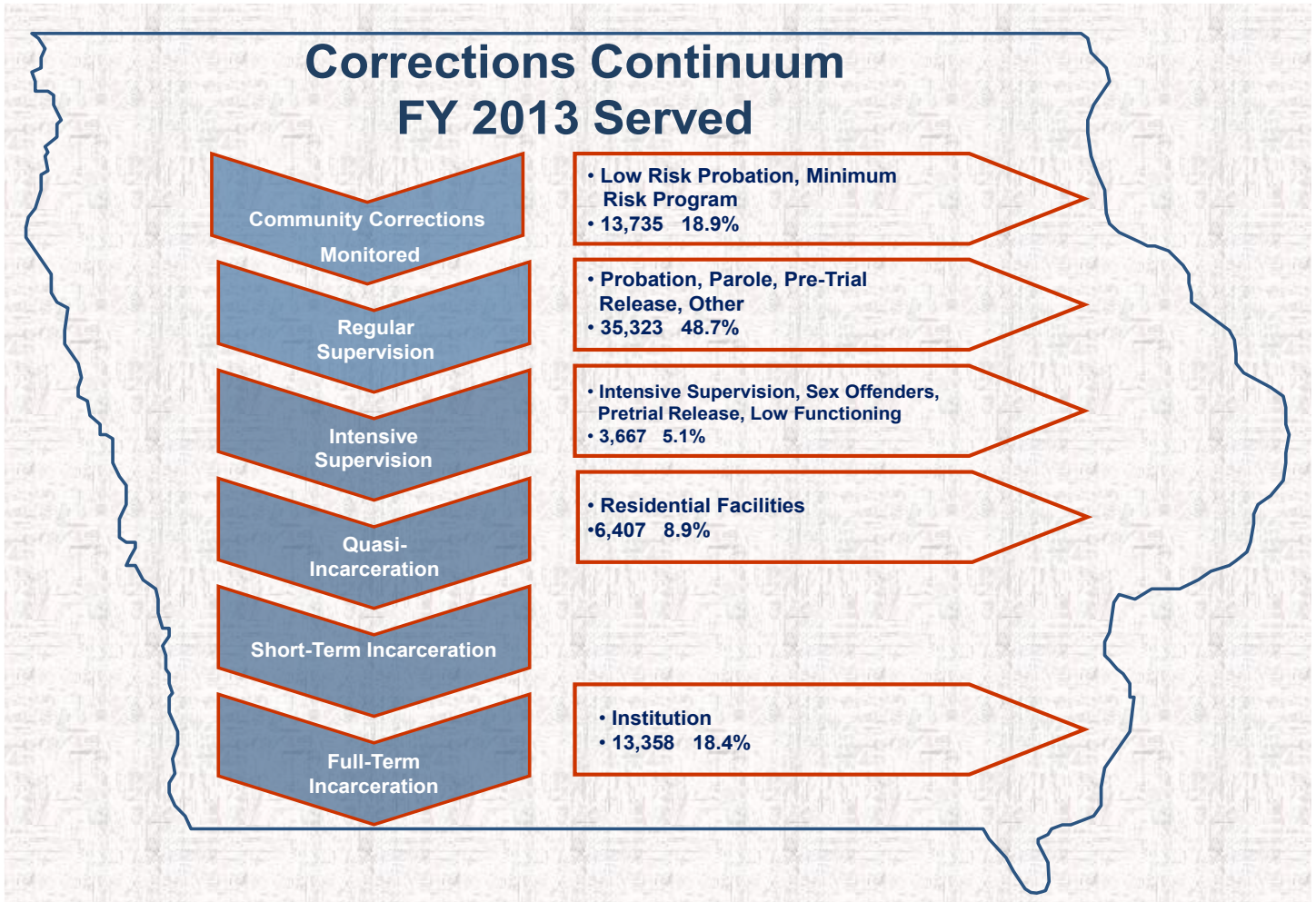
- ⇒ Board of Parole (BOP)-ICON feeds information into the BOP docket and Release Plans, and ICON in turn receives Review Dates, BOP Risk Scores and Decision Codes;
- ⇒ DOC and ICIS-Offender recidivism is tracked through ICIS;
- ⇒ ICON sends Child Support Recovery and Food Assistance Program a file to assist with locating offenders;
- ⇒ ICON sends Medicaid a file to assist in the investigations of fraudulent usage of Medicaid; and
- ⇒ ICON sends Iowa Vine data, which provides victims with information and notification.
- ⇒ ICON exchanges data with the Sex Offender Register i.e., address, tier, restrictions, etc.
- ⇒ Standardizing crime code language among justice system partners to improve sharing of information.
- ⇒ Not only does Iowa Corrections depend on the information generated through ICON, but so do a number of other agencies. The results are taxpayer savings and improved public safety.

4. Workforce Investment

- ◇ For institution and industries staff there was an average of 64.6 training hours per employee for FY13.
- ◇ The Learning Center conducted 7 Pre-Services in Training Year 2013 for a total of 28 weeks of Pre-Service Training.
- ◇ In Training Year 2013, there were 59 hours of training offered via eLearning.



Corrections Continuum



Community Based Corrections & Prison Offenders Served FY13

CBC Field Services	Active at Start 7-01-12	New Admits FY13	Closures FY13	Active at End 6-30-13	Offenders Served
CCUSO Transitional Release	0	1	0	1	1
Interstate Compact Parole	332	209	201	348	541
Interstate Compact Probation	1117	570	585	1090	1687
No Correctional Supervision Status	7	42	47	7	49
OWI Continuum	5	54	7	7	59
Parole	3066	2999	2301	3477	6065
Pretrial Release With Supervision	1500	4419	4331	1549	5919
Probation	21699	16079	15291	21621	37778
Special Sentence	445	181	112	543	626
Statewide Total	28171	24554	22875	28643	52725

CBC Residential Services	Active at Start 7/1/12	New Admits FY13	Closures FY13	Active at End 6/30/13	Offenders Served*
Federal	163	489	455	194	657
Interstate Compact Parole	1	5	2	2	6
Interstate Compact Probation	0	14	5	0	14
Jail (Designated Site)	3	54	32	8	57
OWI Continuum	137	372	410	120	509
Parole	8	53	28	10	61
Pretrial Release With Supervision	12	46	21	3	58
Probation	779	2018	1684	824	2797
Special Sentence	56	143	113	58	199
Work Release	478	1571	1519	435	2049
Statewide Total	1642	4765	4269	1654	6407

* Includes VC and VT

Prisons	Active at Start 7-1-12	New Admits FY13	Closures FY13	Active at End 6-30-13	Offenders Served
Parole	136	370	72	134	506
Prison	8069	4555	5001	7793	12624
Prison Compact	36	3	2	37	39
Prison Safekeeper	50	48	72	51	98
Special Sentence	25	42	7	46	67
Work Release	10	12	135	6	22
Statewide Total	8328	5030	5289	8069	13358

Total Offenders Served by the Iowa DOC—72,490

Strategy: Offender Management: Best Practices Reentry Model

Strategy: Information Best Practices

GOALS:

Recidivism through provision of evidence based programs, interventions, case planning and reentry initiatives.

Operation effectiveness through utilization of “best practices.”

Use data and evidence to make fiscally responsible decisions.

Desired Outcomes:

Enhanced public and staff safety, crime reduction

Payment of debt to victims and society

Offender accountability

Provision of information, technology and information analysis to ensure access to complete, accurate, timely and useful information

Sustain and improve best practice data and information

Description: Iowa’s corrections system is moving to ensure that evidence based correctional intervention programs and practices are in use across the system.

Why we are doing this: Research has shown that future offender risk can be reduced by appropriate supervision and receiving appropriately delivered and timed interventions that are directed toward the needs that contribute to that offender’s criminal behavior. Release planning and reentry transition services help to insure that the offender can more safely be returned to their community.

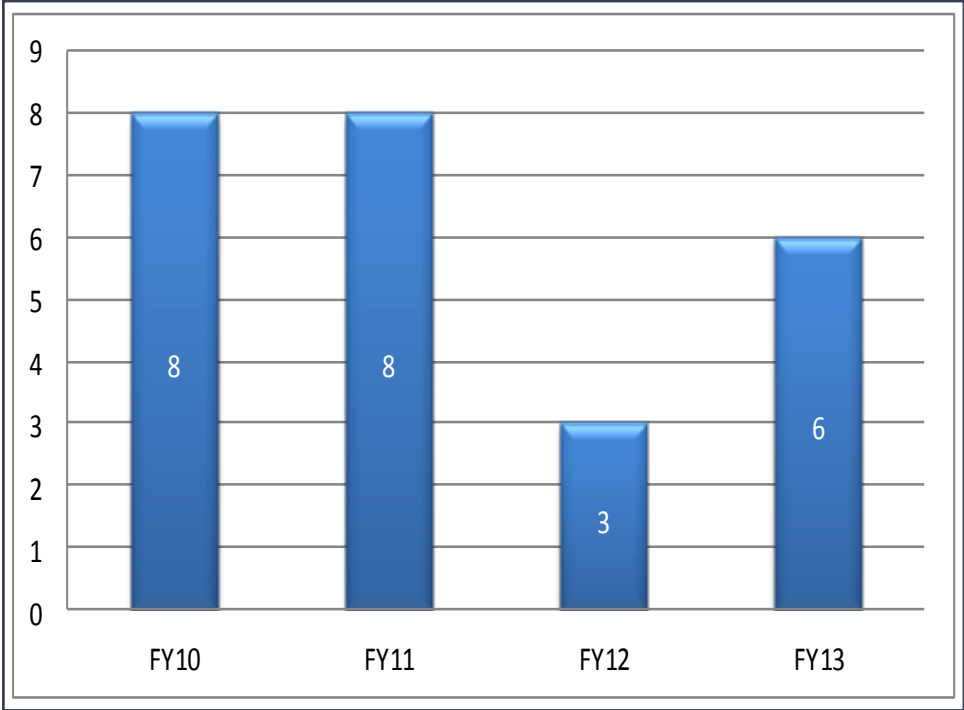
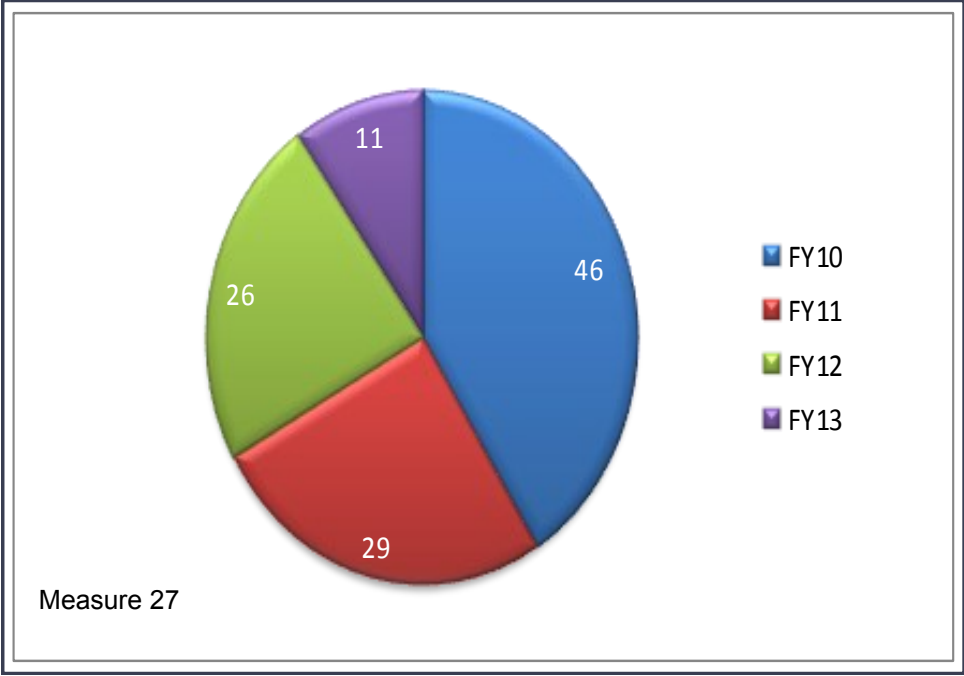
What are we doing to achieve results: All programs and practices are undergoing scrutiny to assess their level of compliance with evidence based principles. Corrective action plans are being deployed. Resources are being realigned with those programs that contribute to this effort.



Performance Results FY13

Number of serious injuries or accidents of offenders

Injury must be life threatening or requires emergency room care or hospitalization



Number of serious injuries caused to staff

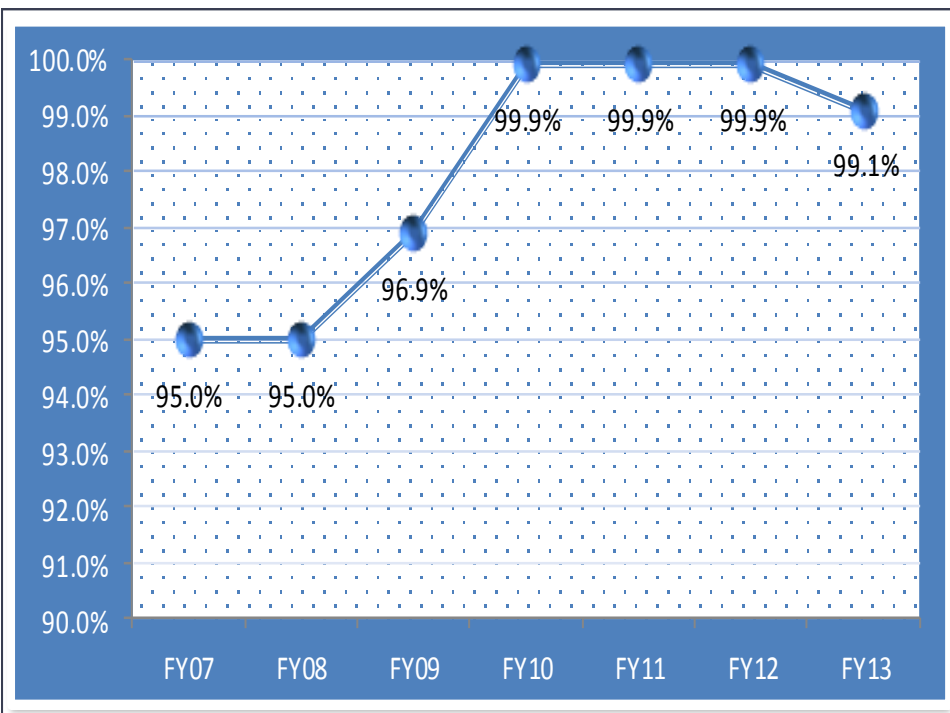
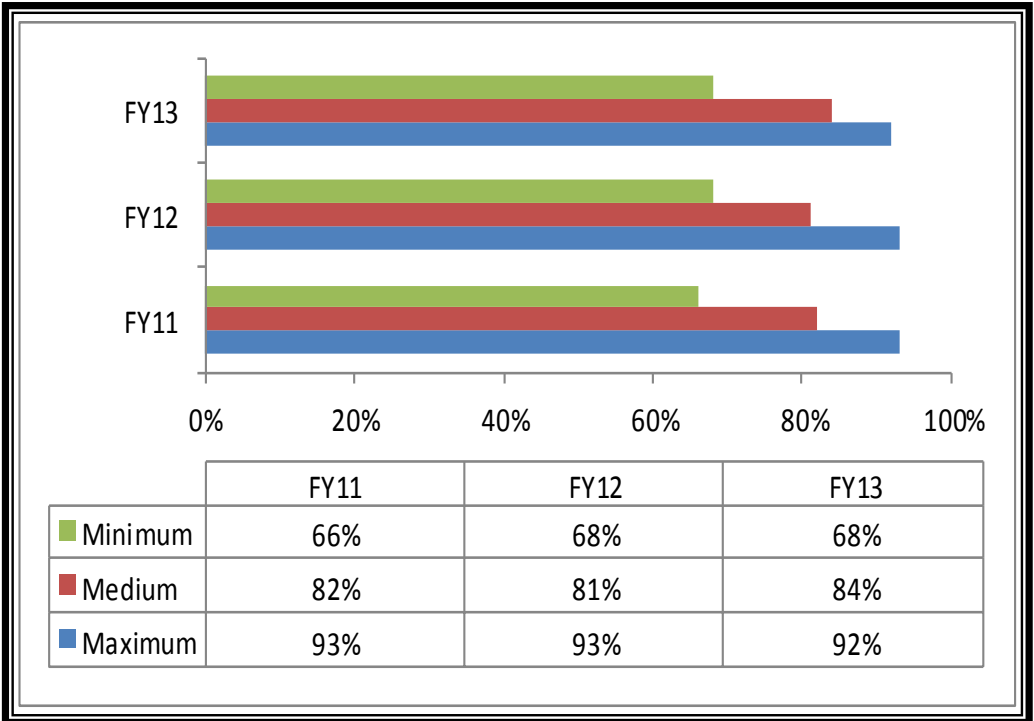
Injury must be life threatening or requires emergency room care or hospitalization

Measure 22

Performance Results FY13

Percentage of offenders assigned/supervised in accordance with risk assessment/classification instruments: Max/Med/Min

Measure 4

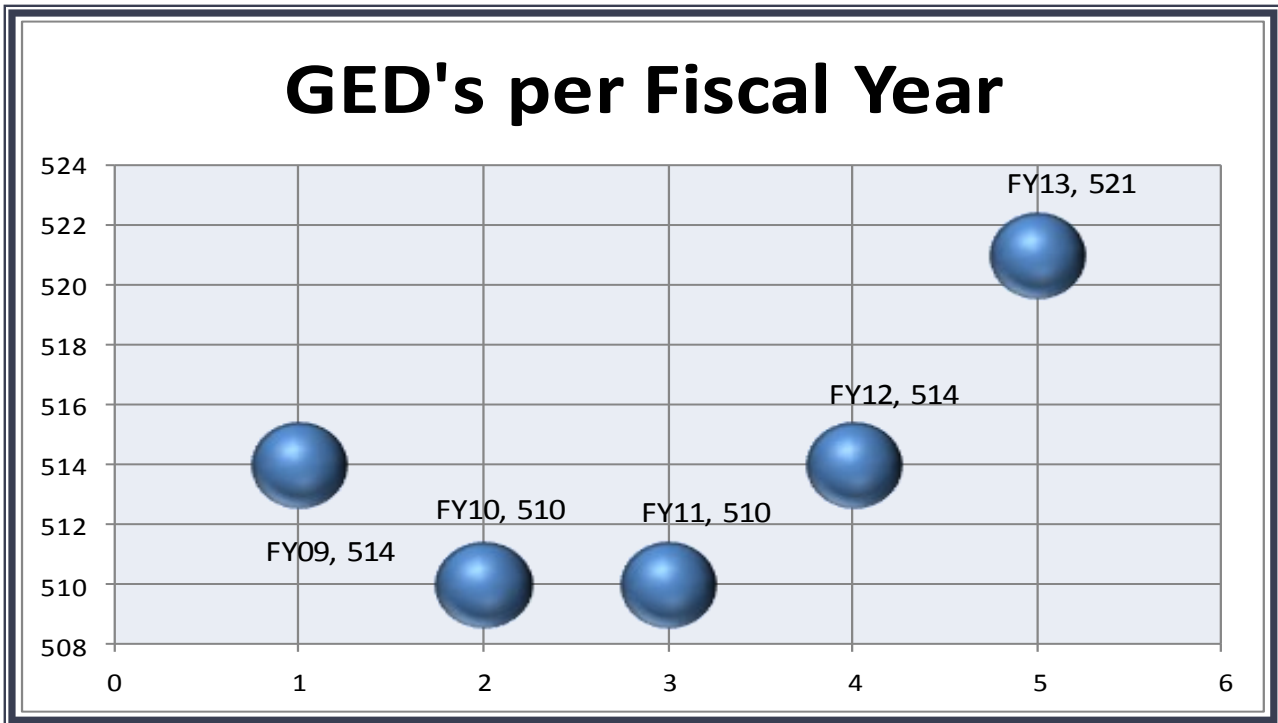


Percentage of required Custody Classifications completed

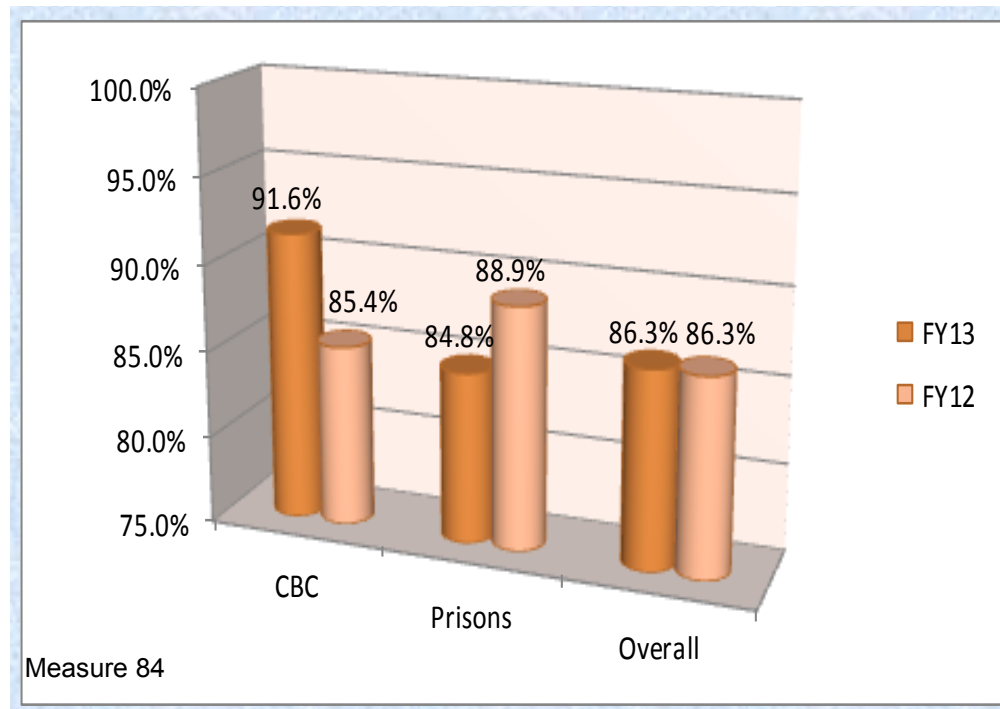
Measure 3

Performance Results FY13

Measure 34



Number of GED completions by Iowa offenders per community college contract.



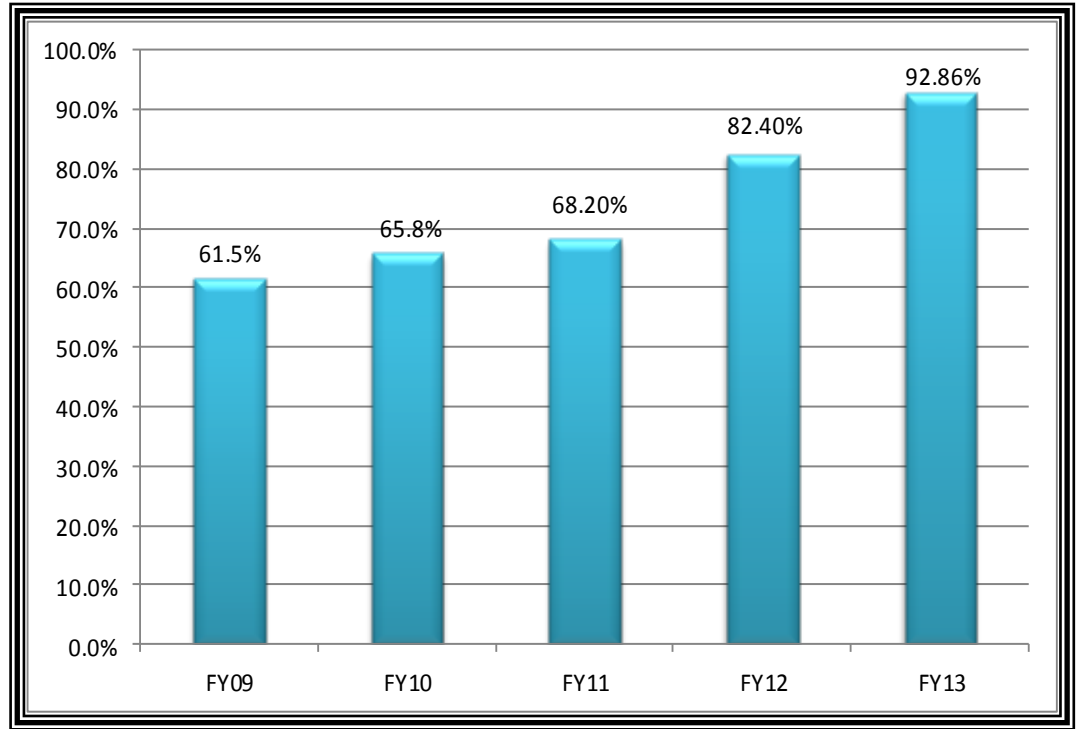
Percent Med/High Risk Case Plan Programming Completed Top Four Needs

Measure 84

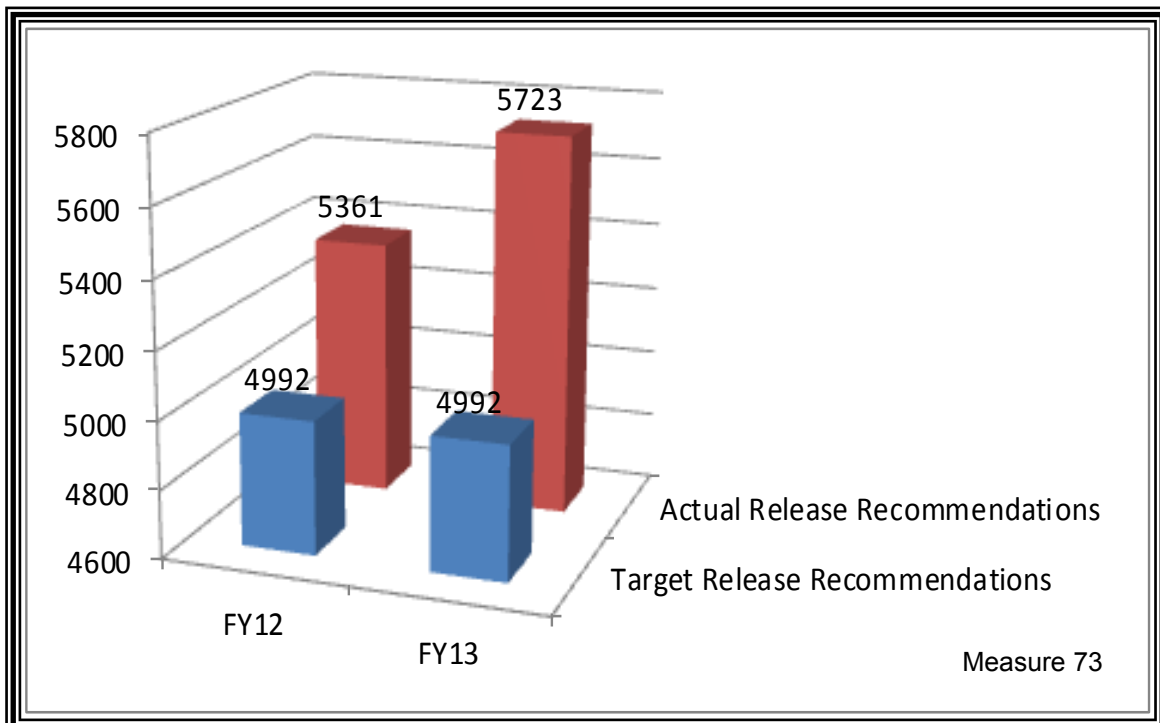
Performance Results FY13

Measure 65

Percentage Iowa Board of Parole agrees with the Iowa Department of Corrections recommendations



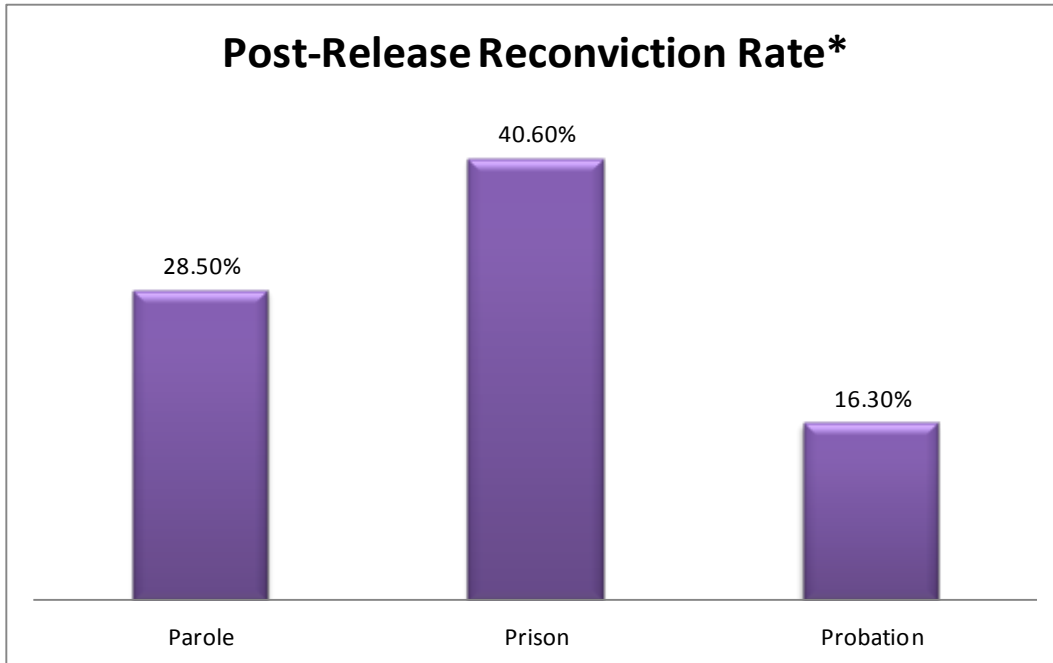
Target vs. Actual Release Recommendations to the Iowa Board of Parole



Measure 73

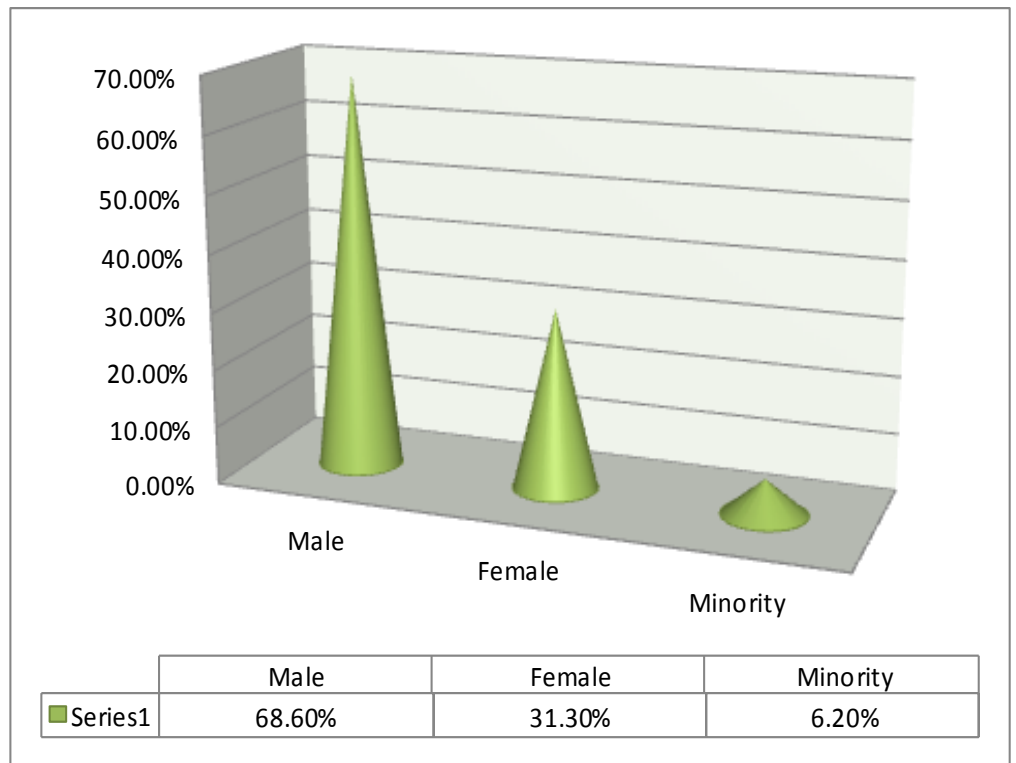
Performance Results FY13

Post-Release Recidivism Rate*

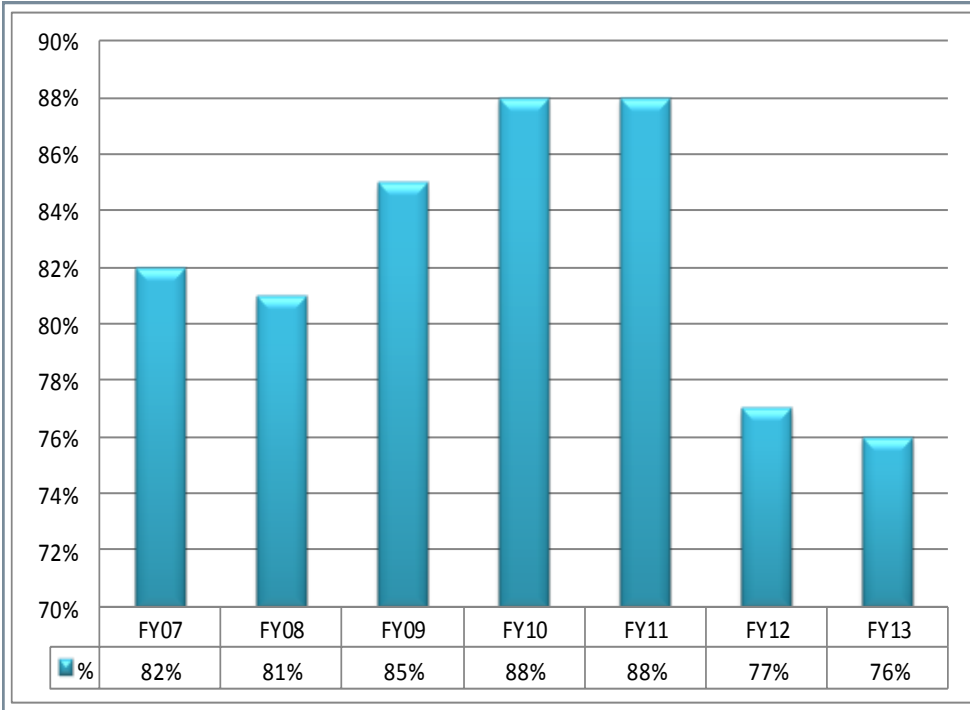


*Aggravated misdemeanor or felony convictions within three years for offenders who discharged from correctional supervision.

Diversity of Prison Staff



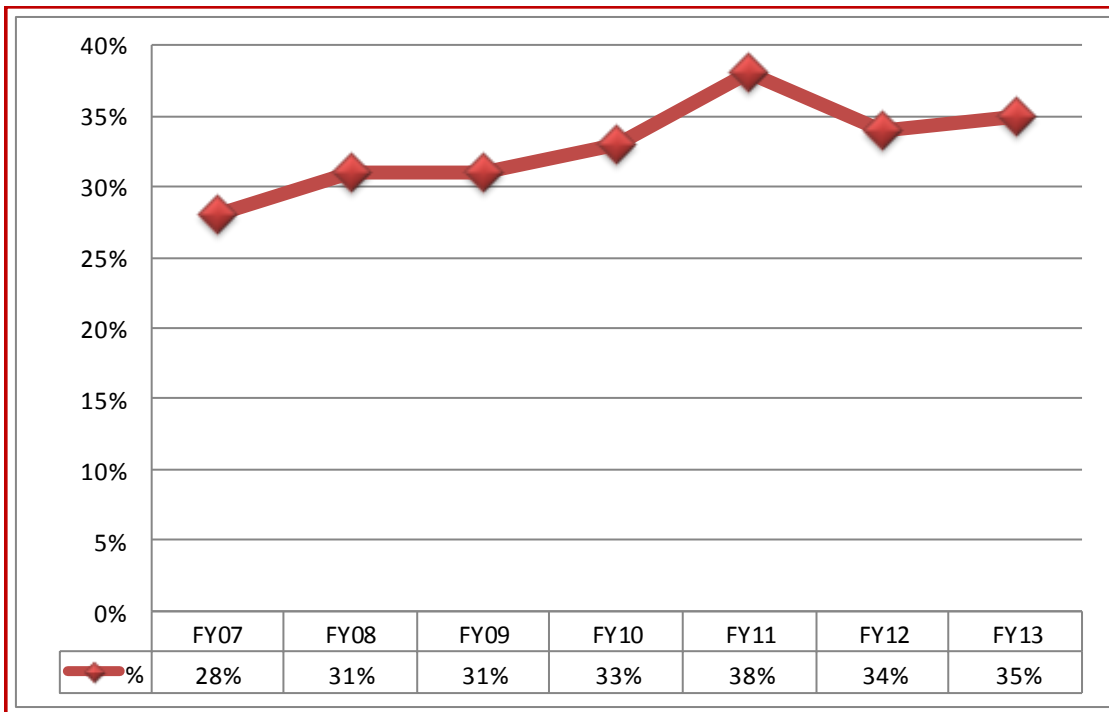
Performance Results FY13



Percentage of needed FTEs funded based on workload formula.

Measure 61

Percentage of FTEs applied to work formula

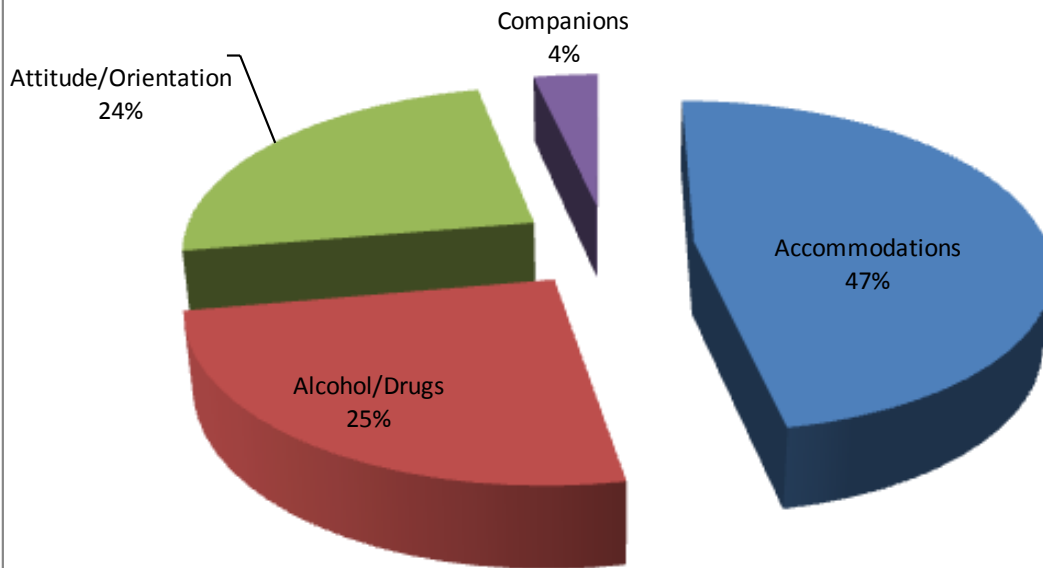


Measure 94

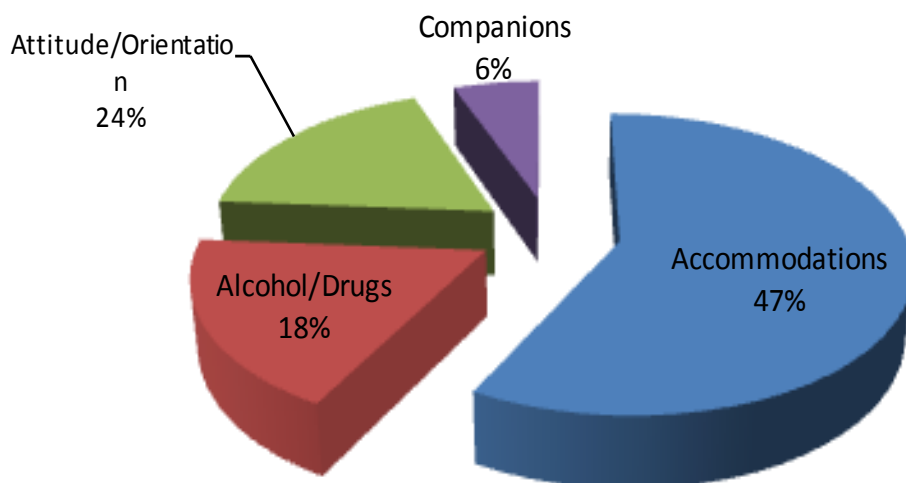
Performance Results FY13

Risk Identification Institution and CBC Top Priority Needs

Institutions - Offender's Top 4 Needs



CBC - Offender's Top 4 Needs



Association of State
Correctional Administrators **ASCA**



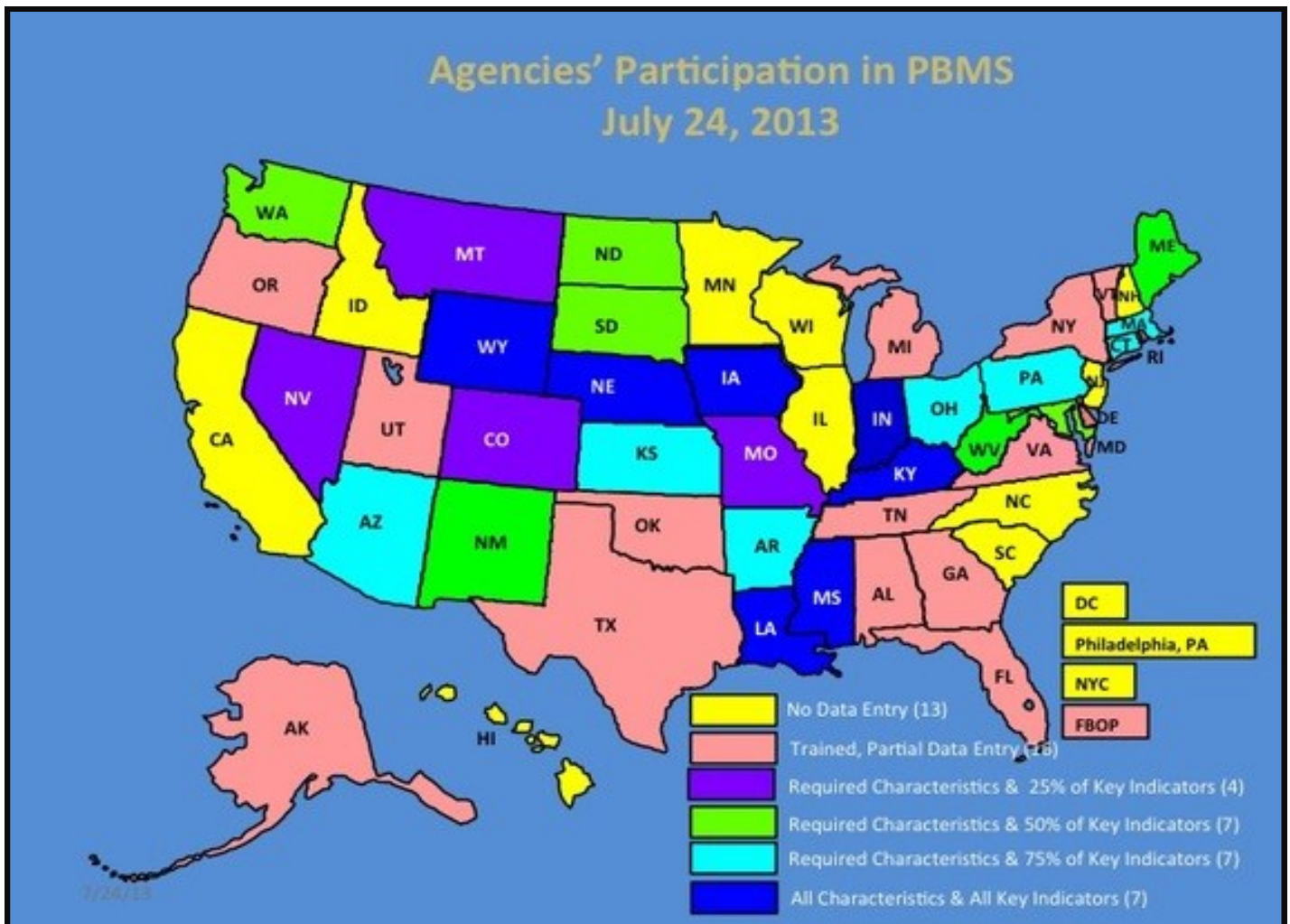
Performance Based Measures System
PBMS


Performance-Based Measures System

The Performance-Based Measures System (PBMS) is a nationwide automated information system developed by the Association of State Correctional Administrators (ASCA) Performance Measures Committee (PMC) to translate the missions and goals of correctional agencies into a set of uniform measurable outcomes. When ASCA agencies participate in PBMS by collecting and sharing measurement data, they gain a clear sense of how well their facilities and agencies are meeting correctional responsibilities, or “standards,” and how their performance compares with other participants.

The PMC establishes uniform standards by consensus of the membership. The current ASCA PBMS performance standards are Public Safety, Institutional Safety, Substance Abuse, Mental Health, Academic Education, Healthcare, and Justice, Fiscal, and Personnel. For each standard there are uniform measures of performance; and for each measure, there are a variety of uniform key indicators of the outcome measure and rules for how to collect the data.

Agencies and facilities also enumerate and provide characteristics, or “contextual data” to provide appropriate perspective when measures are reported and reviewed. Contextual data also allow for comparisons based on region of the country, number of security staff, scope of agency responsibility, demographic characteristics of the prisoner population, and facility characteristics such as housing type, security level, age, operational capacity, and/or average monthly population.





Director Baldwin's Focus Statements

Iowa Department of Corrections FY2014

The Iowa Department of Corrections experienced a great deal of change over the past year: five new residential facilities opened; two replacement prisons were completed; many experienced employees retired leaving challenging opportunities for the next wave of corrections professionals; the Board of Parole merged its information system into ICON; prison and CBC counts stabilized after growing over multiple years; a new offender risk assessment was implemented; and the Transition Incentive Program (TIP) in the prisons became a reality. In addition, we will continue in our efforts to reduce the disproportionate share of African Americans in our system, and improve our treatment of offenders with a mental illness. I could go on but you know better than I the impact of our many changes on your workload.

This is why 2014 must be a year focused on performing corrections basics well while digesting these changes. In the long run, these new developments will help us to better protect the safety of the public, staff and offenders, as well as improve the outcomes for offenders under our supervision. But in the present, the temptation will be to focus on these many changes while in the process overlooking our basic responsibilities. And that is what *will* lead to problems that none of us want. Remember, basic correctional practices were developed and implemented for a reason: Protect the public, staff and offenders from victimization. So, we have every reason to perform corrections basics well all of the time.

Performing corrections basics well is our focus – and our challenge.

Iowa Department of Corrections

FY2013

2013 will be full of opportunities. How we address those opportunities will have a great impact on our future success in improving reentry outcomes, reducing the disproportionate share of African-Americans in prison, providing effective treatment programs for mentally ill offenders and providing a safe and secure environment for our staff and those offenders placed under our supervision. Our opportunities include -- increasing an already strong relationship with the Board of Parole, ensuring that our supervision and treatment programs are consistent with the principles of effective correctional intervention, expanding EBP to the Court system across Iowa, implementing a new offender level system across the institutions, increasing our commitment to successful offender reentry, working with the NAACP to decrease the disproportionate share of African-Americans under our supervision, opening our completed facilities in both CBC and the institutions, hiring staff that understand our mission and vision, continue our work with the advocates for the mentally ill in our system and expand our continuous quality improvements like APEX.

Anamosa State Penitentiary
406 North High Street
Anamosa, Iowa 52205
(319) 462-3504

Clarinda Correctional Facility
2000 North 16th Street
Clarinda, Iowa 51632
(712) 542-5634

Iowa State Penitentiary
3 John Bennett Drive
Fort Madison, Iowa 52627
(319) 372-5432

Fort Dodge Correctional Facility
1550 L Street
Fort Dodge, Iowa 50501
(515) 574-4700

Iowa Correctional Institution for Women
300 Elm Avenue SW
Mitchellville, Iowa 50169
(515) 967-4236

Mount Pleasant Correctional Facility
1200 East Washington Street
Mount Pleasant, Iowa 52641
(319) 385-9511

Newton Correctional Facility
307 South 60th Avenue, W
Newton, Iowa 50208
(641) 792-7552

Iowa Medical and Classification Center
2700 Coral Ridge Avenue
Coralville, Iowa 52241
(319) 626-2391

North Central Correctional Facility
313 Lanedale
Rockwell City, Iowa 50579-7464
(712) 297-7521

2013 Annual Report

**512 East 12th Street
Des Moines, IA 50319**

Phone: 515-725-5701

Fax: 515-725-5799

E-mail: doc.information@iowa.gov


DOC Web Address: www.doc.state.ia.us

Mission:

**To Advance Successful Offender
Re-Entry to Protect the Public,
Staff and Offenders from
Victimization**

Annual Report prepared by:

Terri Meier 515-725-5783



First Judicial District
314 East 6th Street
Waterloo, Iowa 50704-4030
(319) 236-9626

Third Judicial District
515 Water Street
Sioux City, Iowa 51103
(712) 252-0590

Fifth Judicial District
1000 Washington Avenue
Des Moines, Iowa 50314
(515)242-6611

Seventh Judicial District
605 Main Street
Davenport, Iowa 52803-5244
(563) 322-7986

Second Judicial District
510 Fifth Street
Ames, IA 50010-0623
(515) 232-1511

Fourth Judicial District
801 South 10th Street
Council Bluffs, IA 51501
(712) 325-4943

Sixth Judicial District
951 29th Avenue SW
Cedar Rapids, Iowa 52404
(319) 398-3675

Eighth Judicial District
1805 West Jefferson
Fairfield, Iowa 52556
(641) 472-4242