



IOWA DEPARTMENT OF PUBLIC SAFETY

PERFORMANCE REPORT

Performance Results Achieved
for Fiscal Year 2006

Kevin W. Techau
Commissioner

December, 2006

TABLE OF CONTENTS

INTRODUCTION.....	4
AGENCY OVERVIEW.....	5
STRATEGIC PLAN RESULTS	6
KEY RESULTS	8
Total Traffic Fatalities	8
Seat Belt Usage	9
Methamphetamine Purity	10
Fire Deaths	11
PERFORMANCE PLAN RESULTS	12
Core Function – Enforcement and Investigation	12
SPA - Iowa State Patrol -Traffic enforcement, Investigation and Interdiction	
SPA – Fire and Explosives Investigations	
SPA - Narcotics Enforcement, Investigation & Awareness	
SPA - Criminal Investigation Operation/Administration	
SPA - Criminalistics Laboratory Services	
SPA – Highway Safety Programming	
Core Function – Regulation and Compliance.....	14
SPA - Program Services	
SPA – Code Enforcement Through Plan Reviews	
SPA – Fire Prevention Inspections.	
Core Function - Research, Analysis & Information Management	16
SPA - Intelligence Information, Collection and Dissemination	
SPA - Collect, Analyze and Report Uniform Crime data	
SPA - Provide Statewide Law Enforcement Communications Services	
SPA - Provide Vital Information to Non-Law Enforcement Customers	
SPA - Records and Identification	
SPA - Sex Offender Registry	

Core Function – Education and Training	19
SPA - Fire Service Training Programs.	
SPA - Professional Fire Service Certification Program.	
SPA - Point of Contact for Federal Fire Programs.	
SPA - Research, Technical assistance, and Support	
Core Function – Resource Management	21
SPA - Management & Stewardship	
SPA - Fleet Services & Supply	
SPA - Plans, Research & Training	
SPA - Technology Services	
 RESOURCE REALLOCATIONS	 23
 AGENCY CONTACTS	 24

INTRODUCTION

This is the third annual Agency Performance Report completed by the Iowa Department of Public Safety. This report covers state fiscal year 2006, the period from July 1, 2005 through June 30, 2006. The report satisfies one of the requirements established in the Iowa Accountable Government Act, Iowa Code Chapter 8E.

Questions regarding this report or any of its contents may be directed to the Office of the Commissioner, Iowa Department of Public Safety, Wallace State Office Building, Des Moines, Iowa 50319. Inquiries may be submitted by telephone at 515-281-5524 or by electronic mail to regassist@dps.state.ia.us.

AGENCY OVERVIEW

Vision: The Iowa Department of Public Safety envisions a future in which Iowa will be a safe and secure place to live, work, and enjoy life.

Mission: Provide public safety and criminal justice services that allow people in Iowa to enjoy a high quality of life in safe communities and that facilitate economic growth.

Guiding Principles:

- Efficiency
- Integrity
- Service
- Professionalism
- Customer Focus
- Long-Range Thinking
- Collaborative Leadership
- Employee Participation
- Data-Based Decisions
- Continuous Improvement
- Results Orientation
- Quality
- Leadership– External And Internal

Core functions of the Department include:

Enforcement and Investigation: This includes many of the activities traditionally associated with law enforcement, such as patrolling the state's highways, investigating major crimes, and narcotics enforcement.

Regulation and Compliance: This includes activities which are often described as "regulatory," such as fire prevention inspections, code enforcement, licensing activities, and gaming enforcement.

Research, Analysis & Information

Management : This includes criminal intelligence, criminal history records, uniform crime reporting, public information activities, management of the state police radio system, the Iowa Sex Offender Registry, and the Iowa Missing Persons Information Clearinghouse.

Education and Training: This includes the Fire Service Training Bureau and the Volunteer Fire Fighter Training and Equipment Fund.

Resource Management: This includes the Department's internal management of its resources as well as some specialized services for external customers, such as administration of the Public Safety Peace Officers' Retirement, Accident, and Disability System, and the Iowa On Line Warrants and Articles (I.O.W.A.) System.

The Iowa Department of Public Safety is a department within the executive branch of Iowa State Government. It was established in 1939, when Iowa Code Chapter 80 was adopted. The State Fire Marshal, the Bureau of Criminal Investigation, and the Iowa State Patrol formed the core of the Department at that time. At later times, the Department absorbed additional functions...

The Department has five divisions: Administrative Services, Criminal Investigation, Fire Marshal, Narcotics Enforcement, and State Patrol, and the Office of the Commissioner, which includes the Commissioner, the Commissioner's Executive Assistant, the Legislative Liaison, the Agency Rules Administrator, and five bureaus: Intelligence Bureau, Governor's Traffic Safety Bureau, Public Information Bureau, Professional Standards Bureau, and Plans, Research, and Training Bureau

STRATEGIC PLAN RESULTS

Key Strategic Challenges and Opportunities:

The Iowa Department of Public Safety draws on a well-established positive public image and support from Iowans. For example, on three surveys of Iowans conducted over the past 25 years, the Iowa Poll has found that the Iowa State Patrol, in particular, enjoys high esteem among the Iowa public.

The positive public image of the Department draws upon and reflects the basic strengths of the Department and its divisions and its leadership role in law enforcement and the fire service in the State of Iowa. The Iowa State Patrol, working with the Governor's Traffic Safety Bureau, takes the lead in enforcing traffic laws in the state, especially on the state's interstate and primary highways. Iowa State Patrol Communications provides police radio services to federal, state, and local agencies. The Division of Criminal Investigation provides the expertise to investigate major crimes and has responsibility, along with the Iowa Racing and Gaming Commission for ensuring the integrity of Iowa's gaming industry, which is, in turn, critical to the role of the industry in promoting economic development in Iowa. The Division of Criminal Investigation Criminalistics Laboratory provides forensic analysis services to all Iowa law enforcement and prosecutors. The State Fire Marshal works closely with both the career and volunteer fire services in the state and assumes a leadership role in providing training of fire fighters, in maintaining fire suppression capabilities in the state, in provide expertise in investigating arson and incidents involving explosives, and in adoption and enforcement of fire and building codes. The Intelligence Bureau provides the framework for sharing of criminal intelligence information among law enforcement in the state and recently has assumed a broader role in assuring the distribution of intelligence related to homeland security concerns to a broader range of agencies and institutions. The Administrative Services Division administers the I.O.W.A. System, a statewide computer network serving all of law enforcement in the state which enables rapid access by law enforcement officers to information about warrants, wanted persons, protective orders, stolen vehicles, and a variety of other information useful to the officer in the field.

These examples of cooperative efforts involving the Department of Public Safety are all the more remarkable because the Department has very little authority to direct the activities of any other agency. Generally, cooperation between state and local law enforcement agencies and between these agencies and federal agencies rests on trust between and among the cooperating agencies.

Major strategic challenges which faced the Department during FY 2006 include the following:

- Interoperability of public safety wireless communications systems has been recognized for several years by those responsible for providing public safety communications as a major strategic challenge for the Iowa Department of Public Safety and the public safety community in Iowa. In Iowa, recognition of the problems caused by a lack of interoperability gained wide recognition during the flood of 1993. Nationally, this recognition has become widely shared since the events of September 11, 2001. The following limitations of public safety communications systems identified in 2003 in a national study apply equally to public safety communications in Iowa:
 - Incompatible and aging communications equipment;
 - Limited and fragmented budget cycles and funding;
 - Limited and fragmented planning and coordination;
 - Limited and fragmented radio spectrum and
 - Limited equipment standards

Development of a plan to address these issues represents a major strategic opportunity for the Department of Public Safety and the public safety community in Iowa. During FY 2005, work began on developing a framework for implementing statewide interoperability of public safety communications systems. The project is a cooperative venture of the Iowa Department of Public Safety, the Iowa Division of Homeland Security and Emergency Management, the Iowa Department of Transportation, other state agencies, and local emergency services communications providers. Development of this plan is an ongoing effort.

- Staffing of peace officer positions within the Department remains a challenge. During FY 2005, for the first time in three years, the Department was able to operate a training academy for newly-recruited peace officers, and this was followed by another academy class which graduated during FY 2006. There were 647 peace officers employed by the Department at the end of FY 2006, up from 566 at the end of FY 2004, and up one from 646 at the end of FY 2001. However, there have been increasing workloads in nearly all areas of departmental responsibility, and a major expansion of gaming enforcement responsibilities. Without the additional gaming enforcement positions, the net loss to the Department in peace officer positions between the end of FY '01 and FY '06 would have been 28.
- Two areas affecting the Division of Criminal Investigation Criminalistics Laboratory represent significant strategic challenges for the Department: the workload of cases handled by the Laboratory, particularly the analysis of drug samples and the replacement of aging equipment. Replacement of aging and obsolete equipment has been addressed to some extent by increased appropriations for equipment purchases during FY '06 and FY '07, funded from the criminalistics laboratory equipment surcharge which was enacted by the Iowa General Assembly during its 2005 session. Nevertheless, replacement of aging laboratory equipment remains a significant concern, and the Department received only half of the revenue generated by the new surcharge with which to purchase laboratory equipment.
- Criminal activity involving the use of computers and computer-based technologies is a growing area of concern; this area is likely to demand increasing investigative resources for the foreseeable future. Intensive initial and ongoing training is a requirement for those engaged in this sort of investigative work. The Digital Forensics Unit in the Division of Criminal Investigation began work during FY 2005 and gives priority to child sexual exploitation cases; during FY 2006, this unit consistently had a backlog in excess of 30 days. The unit was formed using existing resources; there has been \$750,000 in federal grant funds available to purchase equipment, training, and supplies, but no additional state investment.
- The Department's vehicle fleet continued to age, with many vehicles operated by state troopers having been driven 100,000 miles or more. Vehicles driven by troopers are subject to stresses significantly greater than those experienced by typical passenger vehicles.

KEY RESULT

Name: Traffic Fatality Rate

Description: Total Iowa traffic fatalities per 100 million vehicle miles traveled

Why we are doing this: Traffic crashes are the largest single source of fatalities of persons aged 15 to 24 in Iowa.

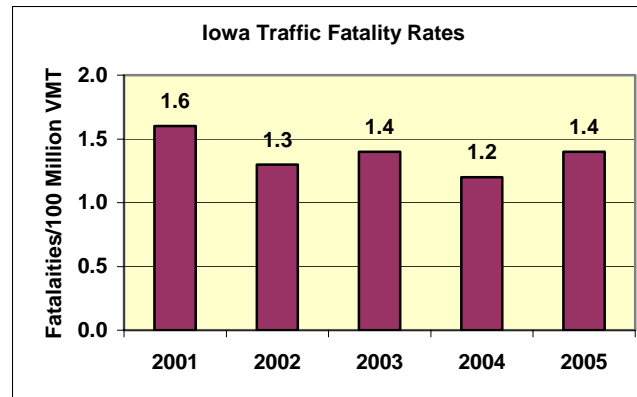
What we're doing to achieve results: The Iowa State Patrol focuses on enforcing speed limits, drunk driving laws, and seat belt use. The Governor's Traffic Safety Bureau also emphasizes these three areas when contracting with local law enforcement agencies for enforcement projects, as well as coordinating concentrated enforcement efforts on selected highway corridors in the state.

Results

Performance Measure:

Traffic fatalities per 100 million vehicle miles traveled

Performance Goal/Target: 1.6



What was achieved: The traffic fatality rate in 2005 of 1.4 per 100 million vehicle miles traveled was lower than the target rate of 1.6.

Data Sources: Iowa Department of Transportation

KEY RESULT

Name: Seat Belt Usage

Description: % of drivers and front seat passengers observed using seat belts in annual survey

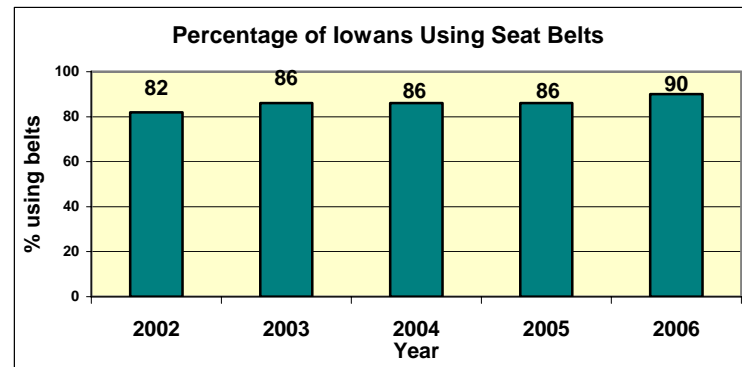
Why we are doing this: Seat belt use has been found to be very effective in protecting occupants of vehicles involved in crashes from death or serious injury.

What we're doing to achieve results: Seat belt enforcement efforts of the Iowa State Patrol and by local law enforcement agencies funded by and/or coordinating with the Governor's Traffic Safety Bureau are aimed at increasing seat belt use by drivers and passengers in vehicles on Iowa roads. Iowa currently ranks #11 in the country in seat belt usage.

Results

Performance Measure: Percent of Iowa drivers and front seat passengers using seat belts

Performance Goal/Target: 86%



What was achieved: Iowa exceeded the target of by increasing usage of seat belts by drivers and front seat passengers to 90 percent. Iowa currently ranks #11 in the country in seat belt usage.

Data Sources: Seat Belt Usage Survey

KEY RESULT

Name: Purity of Methamphetamine Seized

Description: Average purity of samples of methamphetamine analyzed by the Division of Criminal Investigation Criminalistics Laboratory

Why we are doing this: Methamphetamine trafficking and use has been the dominant illicit drug problem in Iowa for several years.

What we're doing to achieve results: The Division of Narcotics Enforcement and various drug task forces established around Iowa target methamphetamine manufacture, trafficking, and use.

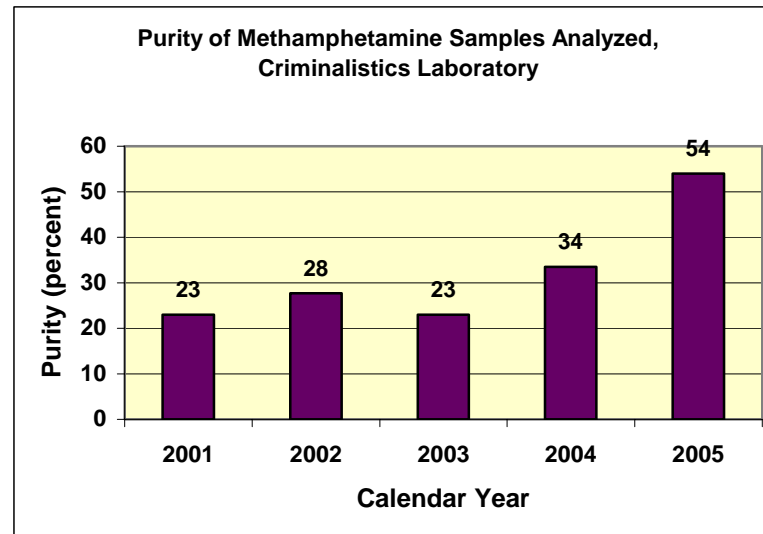
Results

Performance Measure:

Average purity of samples of methamphetamine analyzed by the Division of Criminal Investigation Criminalistics Laboratory

Performance Goal/Target:

No target established.



What was achieved: Recent increases in the purity of methamphetamine samples analyzed suggest that an increasing proportion of the methamphetamine seized in Iowa originated in other locations and was imported into the state. This is likely attributable to a major reduction which Iowa has been experiencing since May, 2005, in the prevalence of clandestine methamphetamine laboratories.

Data Sources: DCI Criminalistics Laboratory

KEY RESULT

Name: Fire Fatalities

Description: Number of fire deaths reported in Iowa annually.

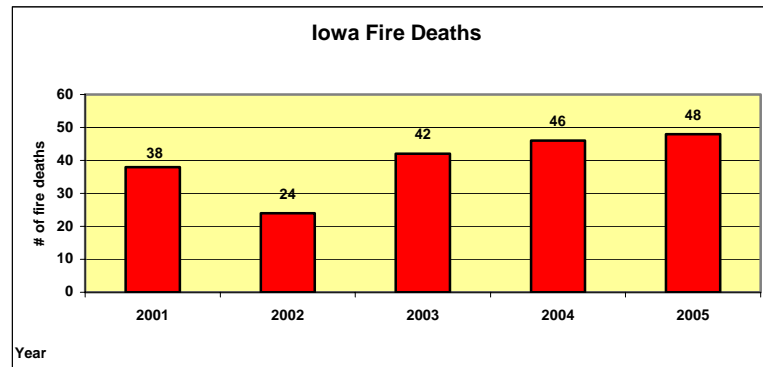
Why we are doing this: Fire safety is a major responsibility of state and local governments in Iowa.

What we're doing to achieve results: The prevention, enforcement, and investigative efforts of the State Fire Marshal and programs to train local fire fighters provide the state's framework for promoting fire safety and support for local fire fighting efforts.

Results

Performance Measure: Number of Fire Deaths Reported

Performance Goal/Target:
No target established.



What was achieved: The number of fire deaths has been rising slightly in recent years, after a record low number was achieved in 2002..

Data Sources: Fire Marshal Division

AGENCY PERFORMANCE PLAN RESULTS FY 2006

Name of Agency: Public Safety			
Agency Mission: Provide public safety and criminal justice services that allow people in Iowa to enjoy a high quality of life in safe communities and that facilitate economic growth.			
Core Function: Enforcement & Investigation			
Performance Measure (Outcome)	Performance Target	Performance Actual	Performance Comments & Analysis
1. Percent of major criminal investigations resolved from all Divisions	75	55	What Occurred: Major criminal cases resolved fell 20 percent short of the target. Data Source: Fire Marshal Division, Division of Criminal Investigation, Division of Narcotics Enforcement, Iowa State Patrol
Service, Product or Activity: Traffic Enforcement, Investigation, and interdiction			
Performance Measure	Performance Target	Performance Actual	Performance Comments & Analysis
1. Enforcement contacts	480,000	357,272	What Occurred: Enforcement contacts were 25.6 percent short of the target. Data Source: Iowa State Patrol
2. Narcotics arrests (ISP only)	1143	1453	What Occurred: .Narcotics arrests by the State Patrol exceeded the target Data Source: Iowa State Patrol
3. Percent of Iowa drivers and front seat passengers using seat belts	86	90	What Occurred: Seat belt use by drivers and front seat passengers exceeded the target by 4percent. Data Source: Annual Governor's Traffic Safety Bureau survey
4. Number of motorists assisted	20,000	19.826	What Occurred:. Motorists assist fell 0.8 percent short of the target. Data Source: Iowa State Patrol
5. Rate of alcohol-related fatalities per 100 million vehicle miles traveled	0.5	0.3	What Occurred: Rate of alcohol-related traffic fatalities was nearly half of the target rate. Data Source: Iowa Department of Transportation
6. Rate of traffic crashes resulting in serious injuries per 100 million vehicle miles traveled	13.0	6.9	What Occurred:. Rate of serious injury crashes was nearly 47 percent lower than the target rate. Data Source: Iowa Department of Transportation
Service, Product or Activity: Fire and Explosives Investigations			
Performance Measure	Performance Target	Performance Actual	Performance Comments & Analysis
1. Percent of cases involving fire of suspicious or unknown origin in which the cause is identified	50	72	What Occurred: Percent of cases in which the cause of the fire is identified exceeded the target substantially. Data Source: Fire Marshal Division
2. Percent of criminal cases involving explosives and incendiary devices which are resolved.	50	53	What Occurred: Resolution of criminal investigations of cases involving explosives or incendiary devices exceeded the target. Data Source: Fire Marshal Division

Service, Product or Activity: Narcotics Enforcement, Investigation & Awareness			
Performance Measure	Performance Target	Performance Actual	Performance Comments & Analysis
1. Percent of drug investigations resolved	75	50	What Occurred: Resolution of narcotics cases fell short of target. Data Source: Division of Narcotics Enforcement
2. Number of identification, awareness and education programs delivered.	70	51	What Occurred: The number of narcotics identification, awareness, and education programs delivered fell short of the target by 27 percent. Data Source: Division of Narcotics Enforcement
Service, Product or Activity: Criminal Investigation			
Performance Measure	Performance Target	Performance Actual	Performance Comments & Analysis
1. Percent of major investigations resolved.	75	72	What Occurred: Resolution of major criminal cases fell 3 percent short of the target. Data Source: Division of Criminal Investigation
Service, Product or Activity: Criminalistics Laboratory Services			
Performance Measure	Performance Target	Performance Actual	Performance Comments & Analysis
1. Average Lab-wide turn-around time on cases closed (days).	45	44	What Occurred: Average turnaround time of cases processed by the DCI Criminalistics Laboratory met the target, and was one day under it. Data Source: DCI Criminalistics Laboratory
Service, Product or Activity: Highway Safety Programming			
Performance Measure	Performance Target	Performance Actual	Performance Comments & Analysis
1. Number of traffic safety contracts administered	310	360	What Occurred: There were 16 percent more contracts administered by the Governor's Traffic Safety Bureau than the target of 310. Data Source: Governor's Traffic Safety Bureau

AGENCY PERFORMANCE PLAN RESULTS FY 2006

Name of Agency: Department of Public Safety			
Agency Mission: Provide public safety and criminal justice services that allow people in Iowa to enjoy a high quality of life in safe communities and that facilitate economic growth.			
Core Function: Regulation and Compliance			
Performance Measure (Outcome)	Performance Target	Performance Actual	Performance Comments & Analysis
1. Fire death rate in inspected facilities (per 100,000 occupants)	0	0	What Occurred: There were no fire deaths in facilities inspected by the Fire Marshal Division. Data Source: Fire Marshal Division
Service, Product or Activity: Program Services			
Performance Measure	Performance Target	Performance Actual	Performance Comments & Analysis
1. # ID cards issued	3400	2,947	What Occurred: There were 12.7 percent fewer ID cards issued to employees of licensed businesses than the target. Data Source: Program Services Bureau, Iowa Department of Public Safety
2. # ID card applications denied	50	59	What Occurred: There were nine more denials of requests for employee ID cards than the target. Data Source: Program Services Bureau, Iowa Department of Public Safety
3. # ID cards revoked	20	3	What Occurred: Fewer than one quarter of the target level of revocations of employee ID cards occurred. Data Source: Program Services Bureau, Iowa Department of Public Safety
4. Average days to notify licensee of PI/PS/Bail Enforcement ID revocation	3	1	What Occurred: Average days to notify licensees of enforcement ID revocation was one-third of the target time. Data Source: Program Services Bureau, Iowa Department of Public Safety
5. # of responses to weapons permit inquiries.	200	232	What Occurred: Staff of the Program Services Bureau responded to 232 inquiries regarding weapons permits, 16 percent over the target. Data Source: Program Services Bureau, Iowa Department of Public Safety
6. % of weapons permit inquiries responded to within 2 business days	95	96.6	What Occurred: The percent of inquiries regarding weapons permits which were answered within two days exceeded the target. Data Source: Program Services Bureau, Iowa Department of Public Safety
7. Average days required to process nonresident and state employee professional weapons permits	10	5	What Occurred: The average days to process nonresident and state employee professional weapons permits was one half of the target time. Data Source: Program Services Bureau, Iowa Department of Public Safety

Service, Product or Activity: Code Enforcement Through Plan Reviews (State Building Code Bureau)			
Performance Measure	Performance Target	Performance Actual	Performance Comments & Analysis
1. Median turnaround time (expressed in calendar days) of plans after complete submission	45	50	What Occurred: The average time to complete plan reviews exceeded the target by five days. Data Source: Building Code Bureau, Fire Marshal Division
2. Percent of plan reviews completed within 60 calendar days of complete submission	100	100	What Occurred: All plan reviews completed by the Building Code Bureau are finished within 60 days of submission. Data Source: Building Code Bureau, Fire Marshal Division
Service, Product or Activity: Fire Prevention Inspections			
Performance Measure	Performance Target	Performance Actual	Performance Comments & Analysis
1. Percent of health care facility inspection reports returned to facilities within ten calendar days	95	94	What Occurred: The percentage of fire inspection reports returned to health care facilities within 10 days fell short of the target by less than one percent. Data Source: Fire Prevention Bureau, Fire Marshal Division
2. Percent of required school and college fire inspections completed biennially	50	60	What Occurred: At the end of FY 2006, three out of every five schools had been inspected within the previous two years. Data Source: Fire Prevention Bureau, Fire Marshal Division

AGENCY PERFORMANCE PLAN RESULTS FY 2006

Name of Agency: Department of Public Safety			
Agency Mission: Provide public safety and criminal justice services that allow people in Iowa to enjoy a high quality of life in safe communities and that facilitate economic growth.			
Core Function: Research, Analysis & Information Management			
Performance Measure (Outcome)	Performance Target	Performance Actual	Performance Comments & Analysis
1. % of requests for public information that are processed within 1 working day	90	95	What Occurred: 95 percent of all requests for information from the media and the public were processed within one working day. Data Source: Public Information Bureau
Service, Product or Activity: Intelligence Information, Collection and Dissemination			
Performance Measure	Performance Target	Performance Actual	Performance Comments & Analysis
1. % of law enforcement agencies with access to LEIN Web	75	85	What Occurred: 85 percent of Iowa law enforcement agencies had access to the LEIN Web to obtain intelligence information; all other agencies actually have a secondary means of access. Data Source: DPS Intelligence Bureau
2. % of eligible law enforcement agencies which maintain membership in LEIN	95	94	What Occurred: 225 of 228 "targeted" Iowa law enforcement agencies maintain membership in the Law Enforcement Intelligence Network (LEIN). Data Source: Intelligence Bureau
3. # officers completing LEIN School	40	102	What Occurred: More than twice as many officers completed LEIN school as were projected; two schools were operated during FY '06. Data Source: Intelligence Bureau
4. % of Iowa first responder agencies with access to Fusion Center Information System	75	30	What occurred: The number of agencies with access to the Fusion Center Information System was 60 percent short of the target. This is the first year of operation of the system; 37 individual users were added this year. Data Source: Intelligence Bureau
Service, Product or Activity: Collect, Analyze and Report Uniform Crime data			
Performance Measure	Performance Target	Performance Actual	Performance Comments & Analysis
1. % of Iowa population in jurisdictions reporting UCR Data	95	94	What Occurred: 94 percent of Iowa's population resides in areas served by law enforcement agencies which participate in the UCR program. Data Source: Iowa Uniform Crime Reporting System
2. % of mandated agencies reporting UCR data to the Department of Public Safety	87	94	What Occurred: 94 percent of designated "direct reporting agencies" participated in the UCR program. Data Source: Iowa Uniform Crime Reporting System

Service, Product or Activity: Statewide Law Enforcement Communications Services			
Performance Measure	Performance Target	Performance Actual	Performance Comments & Analysis
1. % time radio network available for voice communication	95	98	What Occurred: Availability of the state police radio network exceeded the targeted level by 3 percent. Data Source: Iowa State Patrol Communications
Service, Product or Activity: Provide Vital Information to Non-Law Enforcement Customers			
Performance Measure	Performance Target	Performance Actual	Performance Comments & Analysis
1. % of Amber Alert broadcasts completed within 60 minutes of receipt required information	90	80	What Occurred: 80 percent of AMBER Alerts were completed within 60 minutes of receipt of information. Data Source: Iowa State Patrol Communications
2. % of media outlets receiving press releases electronically	100	NA	What Occurred: Data unavailable due to change in electronic notification system.. Data Source: Public Information Bureau, Iowa Department of Public Safety
3. % of attempts to access road conditions website that were successful	To be established.	NA	Data not available.
4. % of missing person reports that are placed on the Departments website as posters	100	100	What Occurred: All missing persons reports places as posters on Web site. Data Source: Division of Criminal Investigation, Iowa Department of Public Safety
Service, Product or Activity: Records and Identification			
Performance Measure	Performance Target	Performance Actual	Performance Comments & Analysis
1. % non criminal justice requests for criminal history records filled within 2 working days	75	62	What Occurred: Over one third of non-criminal justice requests took more than two days to fulfill, in contrast to the target of no more than one fourth of these requests taking more than two days.. Data Source: DCI Records and Identification Section
2. % of law enforcement requests for criminal history records replied to within 3 seconds	95	NA	Data not available.
3. % of fingerprints entered within 2 working days of receipt in the identification section	95	95	What Occurred: 95 percent of fingerprints received were entered into AFIS within 2 working days. Data Source: Division of Criminal Investigation, Iowa Department of Public Safety
4. % of counties where case and disposition records are audited annually against DCI records	33	33	What Occurred: The criminal history records of slightly more than one third of Iowa counties were audited during FY '06. These records are required to be audited every three years. Data Source: Division of Criminal Investigation, Iowa Department of Public Safety
5. Percent of accurate submission and identification of fingerprints (AFIS)	100	100	What Occurred: All data submitted to AFIS was accurate. Data Source: Division of Criminal Investigation, Iowa Department of Public Safety
6. Percent of information provided to requesting person/agency from AFIS which are accurate	100	NA	Data not available.
7. Percent of requests for assistance regarding missing persons which are acted upon within 24 hours	100	90	What Occurred: 90 percent of requests for missing persons assistance were acted upon within 24 hours, 10 percent short of the target. Data Source: Division of Criminal Investigation, Iowa Department of Public Safety

Service, Product or Activity: Sex Offender Registry			
Performance Measure	Performance Target	Performance Actual	Performance Comments & Analysis
1. % of records validated with in three months of initial entry	100	100	What Occurred: All new records entered into the Iowa Sex Offender Registry were validated within Data Source: Iowa Sex Offender Registry
2. % of existing records re-validated with in 12 months of previous validation	To be established	100	What Occurred: All existing records revalidated within 12 months of prior validation. Data Source: Iowa Sex Offender Registry

AGENCY PERFORMANCE PLAN RESULTS FY 2006

Name of Agency: Department of Public Safety			
Agency Mission: Provide public safety and criminal justice services that allow people in Iowa to enjoy a high quality of life in safe communities and that facilitate economic growth.			
Core Function: Education and Training			
Performance Measure (Outcome)	Performance Target	Performance Actual	Performance Comments & Analysis
1. % of fire departments with a certified fire instructor	25	35	What Occurred: An estimated 35 percent of Iowa fire departments (approximately 300 of 864 departments) have a member who is a certified training instructor, which exceeds the target by 10 percent. Data Source: Fire Service Training Bureau
2. % of fire departments in which 50% of fire fighters are trained to the fire fighter 1 level	50	47	What Occurred: Of 612 departments which reported, 288 have 50 percent of their fire fighters trained to the Fire Fighter I level. Data Source:
Service, Product or Activity: Fire Service Training Programs			
Performance Measure	Performance Target	Performance Actual	Performance Comments & Analysis
1. Number of firefighters receiving "live fire training"	1,000	1,670	What Occurred: Fire fighters receiving "live fire training" exceeded the target number by 67 percent.. Data Source: Fire Service Training Bureau
2. Mean rating of courses by course participants (5 point scale)	4	4	What Occurred: Average course ratings met the target level. Data Source: Fire Service Training Bureau
Service, Product or Activity: Professional Fire Service Certification Program			
Performance Measure	Performance Target	Performance Actual	Performance Comments & Analysis
1. Number of certified "Fire Fighter I" and "Fire Fighter II" firefighters	1,600	1,594	What Occurred: The number of certified fire fighters at the end of FY '06 missed the target number by 3.75 percent. Data Source: Fire Service Training Bureau
2. Certification test "pass" rate (based on valid and reliable test banks and skill exams).	80	85	What Occurred: More fire fighters passed certification tests than the target level. Data Source: Fire Service Training Bureau
Service, Product or Activity: Point of Contact for Federal Fire Programs			
Performance Measure	Performance Target	Performance Actual	Performance Comments & Analysis
1. Number National Fire Academy "direct" and "regional" deliveries	8	9	What Occurred: There were 9 direct and regional deliveries of National Fire Academy courses available to Iowa fire fighters during FY '06, which exceeded the target level by 12.5 percent. Data Source: Fire Service Training Bureau
2. Number of students receiving National Fire Academy training	180	224	What Occurred: The number of Iowa fire fighters receiving National Fire Academy training exceeded the target number by over 24 percent. Data Source: Fire Service Training Bureau

Service, Product or Activity: Research, Technical Assistance, and Support			
Performance Measure	Performance Target	Performance Actual	Performance Comments & Analysis
1. Percentage (%) of Iowa fire departments that received assistance from FSTB which resulted in the receipt of a federal grant (FEMA/USFA Assistance to Firefighters Grant Program)	To be established	35	<p>What Occurred: Over one-third of Iowa fire departments which received technical assistance in preparing federal grants submitted successful applications.</p> <p>Data Source: Fire Service Training Bureau</p>

AGENCY PERFORMANCE PLAN RESULTS FY 2006

Name of Agency: Department of Public Safety			
Agency Mission: Provide public safety and criminal justice services that allow people in Iowa to enjoy a high quality of life in safe communities and that facilitate economic growth.			
Core Function: Resource Management			
Performance Measure (Outcome)	Performance Target	Performance Actual	Performance Comments & Analysis
1. # of audit exceptions contained in annual audit report.	2	4	What Occurred: There were two more exceptions contained in the Department's annual audit report than the target number. Data Source: Finance Bureau, Iowa Department of Public Safety
2. % of time IOWA System switch is available	99.9	100	What Occurred: The IOWA System Switch was continuously available. Data Source: Technology Services Bureau, Iowa Department of Public Safety
Service, Product or Activity: Management & Stewardship			
Performance Measure	Performance Target	Performance Actual	Performance Comments & Analysis
1. % of claims in substantial compliance with Revenue & Finance policies and procedures	99.5	100	What Occurred: All reviewed claims were in compliance with policies of the Department of Revenue Data Source: Finance Bureau, Iowa Department of Public Safety
2. % of individual performance evaluations that are current	75	78.6	What Occurred: The percent of employee evaluations which were current at the end of FY 2006 was 3.6 percent above the target level. Data Source: Finance Bureau, Iowa Department of Public Safety
3. % pension benefit checks written without error	99	99.9	What Occurred: Accuracy of pension benefit checks written to members of the Public Safety Peace Officers Retirement, Accident, and Disability System exceeded the target. Data Source: Finance Bureau, Iowa Department of Public Safety
4. % of complaints against employees investigated	100	100	What Occurred: All complaints received against employees during FY 2005 were investigated.. Data Source: Professional Standards Bureau, Iowa Department of Public Safety
5. % of known complainants (against employees) responded to	100	100	What Occurred: Responses were made to all complaints received against employees during FY 2005. Data Source: Professional Standards Bureau, Iowa Department of Public Safety

Service, Product or Activity: Fleet Services & Supply			
Performance Measure	Performance Target	Performance Actual	Performance Comments & Analysis
1. # vehicles issued	150	163	What Occurred: There were 13 percent more vehicles issue by the Iowa State Patrol Garage than the target number. Data Source: Iowa State Patrol
2. % of routine supply orders filled within 24 hours	90	NA	What Occurred: This measure was not tracked during FY '06, but will be tracked during FY '07. Data Source: Iowa State Patrol
Service, Product or Activity: Plans, Research & Training			
Performance Measure	Performance Target	Performance Actual	Performance Comments & Analysis
1. % of officers receiving mandatory training each calendar year	99	100	What Occurred: Slightly more than the target percentage of peace officers received training which is mandatory during FY 2006. Data Source: Plan, Research, and Training Bureau, Iowa Department of Public Safety
2. % of departmental policies reviewed	95	100	What Occurred: All existing Department policies were reviewed during FY 2006. Data Source: Plans, Research, and Training Bureau, Iowa Department of Public Safety
3. # of applications received for peace officer employment	To be established	580	What Occurred: 580 applications were received for employment as a peace officer with the Department. Data Source: Plan, Research, and Training Bureau, Iowa Department of Public Safety
4. # of applicants for peace officer positions in protected classes	To be established	121	What Occurred: 121 of 580 applicants (21 percent) were in protected classes. Data Source: Plan, Research, and Training Bureau, Iowa Department of Public Safety
Service, Product or Activity: Technology Services			
Performance Measure	Performance Target	Performance Actual	Performance Comments & Analysis
1. % (IOWA System) validations completed within allotted time	100	100	What Occurred: All IOWA System validations were accomplished within allotted time. Data Source: Technology Services Bureau, Iowa Department of Public Safety
2. % of agencies audited as required by the FBI	100	100	What Occurred: IOWA System audits of agencies exceeded the required number by 6 percent. Data Source: Technology Services Bureau, Iowa Department of Public Safety
3. % of NCIC 2000 requirements complied with	100	100	What Occurred: IOWA System in compliance with all NCIC 200 requirements. Data Source: Technology Services Bureau, Iowa Department of Public Safety
4. Number of IOWA System users trained and/	1250	1,622	What Occurred: The number of IOWA System users trained exceeded the target by nearly 30 percent.
5. IOWA System messages transmitted to/from law enforcement agency/officer	52,200,000	55,949,580	What Occurred: The number of IOWA System messages processed exceeded the target by over 7 percent. Data Source: Technology Services Bureau, Iowa Department of Public Safety
6. Average number of days to fix end-user computer problems	4	NA	No data available.

RESOURCE REALLOCATIONS

There were internal transfers among appropriations in the Department of Public Safety totaling \$155,000 during FY 2006. All of these transfers were to the Fire Marshal Division, with \$70,000 being transferred from the Iowa State Patrol, \$35,000 from the Division of Narcotics Enforcement, and \$50,000 from the Division of Criminal Investigation.

AGENCY CONTACTS

Copies of the Iowa Department of Public Safety Agency Performance Report are available on the Department's Web site at www.dps.state.ia.us. Copies of the report can also be obtained by contacting the Office of the Commissioner at 515-281-5524.

Iowa Department of Public Safety
Wallace State Office Building
502 East 9th Street
Des Moines, Iowa 50319

(515) 281-3211

<http://www.state.ia.us/government/dps>

<http://www.dps.state.ia.us>

<http://dps.state.ia.us>