

IOWA DEPARTMENT OF HUMAN SERVICES

PERFORMANCE REPORT

Performance Results Achieved for
Fiscal Year 2012

Table of Contents

<i>SECTION</i>	<i>PAGE</i>
INTRODUCTION	3
AGENCY OVERVIEW	4
KEY RESULTS	7
Food Assistance (FA) and Food Assistance Employment and Training (FAET) Program	7
Child Welfare In-home Services	8
State Children’s Health Insurance Program (CHIP)	10
Child Support Recovery	11
Iowa Medicaid Preferred Drug List (PDL) Program	12
Childcare Assistance	13
MHIs – Mental Health Institutes (Cherokee, Clarinda, Independence, Mt. Pleasant)	14
SRCs – State Resource Centers (Glenwood and Woodward)	15
Targeted Case Management	16
AGENCY CONTACTS	17

Message from the Director

It is my pleasure to present the Iowa Department of Human Services SFY2012 Performance Report. As Iowa's safety-net agency, we help nearly 950,000 Iowans lead safer, healthier, and more independent lives. From the results found at the end of this report, I believe you will see that we are accomplishing this work in an ever more efficient and thorough manner.

We appreciate this measure of our work, and we hold ourselves accountable for continually improving results.

Sincerely,

Charles M. Palmer
Director

ACCOMPLISHMENTS

The department achieved results in several program and service delivery areas during FY2012. A brief review:

- **Program Integrity.** DHS has made significant investments in improving program integrity to ensure our programs protect taxpayer funds for those truly in need. This includes success in receiving Legislative support for an Integrated Claims Recovery Unit. The new Unit was initiated early in SFY 13. The Unit focuses on program integrity using various federal and prisoner data matching reports to ensure only the proper individuals receive benefits, establishing overpayment claims and investigating and pursuing fraud. The Unit is staffed by DHS income maintenance workers and an investigator. The Medicaid program also increased recoveries from Program Integrity to over \$26 million in FY 12 through a series of new activities and data analytics.
- **Mental Health and Disability Services Redesign.** DHS is proud of its role in implementing MHDS Redesign. DHS has worked successfully with legislators, stakeholders and consumers in guiding and supporting the redesign. The redesign will ensure services are consistent statewide and focused on successful outcomes for consumers.
- **Access Award.** DHS is proud to be the recipient of a federal award for Food Assistance program

access. Outreach focused on the elderly who often do not apply because of misconceptions about program eligibility and pride. DHS worked in conjunction with outreach partners to educate Iowans on program facts ranging from how to apply for Food Assistance to how to use the Electronic Benefit Transfer (EBT) card.

- **Health Homes.** IME received federal approval in June of 2012 to implement "Health Homes" for members with specific chronic conditions. A Health Home is a patient-centered, whole person approach to coordinated care for all stages of life and transitions of care. The savings associated with this program due to actively managed care may reach \$10,000,000 annually. Enhanced federal financial participation is provided for the first 8 quarters of the program but savings will more than offset this when the enhanced federal match ends.
- **Balancing Incentive Payment Program.** IME received federal approval in June 2012 to participate in the Balancing Incentive Payment Program (BIP) grant. BIPP is designed to "balance" states' spending on long term supports and services by providing persons with greater access to home and community based services and reduce reliance on institutional services. Iowa has begun drawing down the enhanced match to initiate system changes and will continue to draw down dollars through September 2015. Since July, Iowa has drawn down over \$4M and directed funding towards community based service expansion within the State of Iowa.
- **Medicaid Revenue Collections.** The Revenue Collections Unit at the IME had their "best year ever" in SFY 2012. Revenue Collections captures the payments that are to be made to the Medicaid program through other third-party insurance, estate recovery, and liens. During SFY 2012 recovery efforts resulted in \$228 million in recoveries and cost avoidance savings, exceeding expectations for the year by more than \$14 million.
- **IT Systems Modernization.** DHS has implemented major initiatives to replace our largest and most complex IT systems. These systems include the Medicaid claims processing and information system (MMIS) and the system that supports eligibility determination for all DHS programs (IABC). DHS conducted large scale procurements to contract with vendors for new systems, as well as oversight of the new system implementations. These new commercial off the shelf products will allow DHS to significantly enhance its efficiency, accuracy, and responsiveness to providers and the Iowans we serve.

AGENCY OVERVIEW

Mission

The mission of the Iowa Department of Human Services is to help individuals and families achieve safe, stable, self-sufficient, and healthy lives, thereby contributing to the economic growth of the state.

Core Functions

The Department of Human Services is a comprehensive human services agency coordinating, paying for, and/or providing a broad range of services to some of Iowa's most vulnerable citizens. We have grouped our services and programs into four core functions: economic support, healthcare and support services, adult and child protection, and resource management.

1. Economic Support

The purpose of this core function is to provide direct and indirect economic supports to needy families to assist them in having sufficient resources to meet basic needs for good health, safety, and consistency and continuity in their homes, work, and communities. Essential services include the Family Investment Program, Food Assistance, and Child Support Recovery.

Activities that occur within this core function include limited time (five-year lifetime limit) cash assistance for parents who agree to pursue specific steps for self-sufficiency, food assistance (formerly known as food stamps), employment and training opportunities (required for most FIP recipients), quality childcare (including regulation of in-home businesses and licensed centers), recovery of court-ordered payments from non-custodial parents to custodial parents, and refugee services.

Child Support Recovery operations are organized into four regions. The regions administer the program through 22 locations staffed by child support recovery, clerical and management staff. Child Support Recovery staff verify and establish paternity for unwed mothers, establish and modify child support obligations, and collect child support and medical support payments for children across Iowa.

2. Health Care and Support Services

The purpose of this core function is to provide for publicly funded child and adult health coverage and partnering with public and private entities to secure access to healthcare services. The DHS provides individual, community based and facility based health, mental health, and substance abuse treatment. There are several activities within this core function.

The Iowa Medicaid Enterprise serves individuals with low income who are aged, blind, disabled, pregnant, under the age of 21, or members of families with dependent children, so they can live healthy, stable, and self-sufficient lives. Approximately two-thirds of the funding for Medicaid is federal funds. The program includes services that are available for mandatory and optional eligibility groups. All states that operate a Medicaid program are required to serve the mandatory population groups as well as make the mandatory services available. Iowa's Medicaid program provides preventive, acute, and long-term care services using the same private and public providers as other third party payers in Iowa. One special focus of the program is expanding medically appropriate alternatives to long-term institutional care for the aged, disabled, mentally challenged, and for children.

Medicaid pays for a wide array of services, such as nursing facility services, hospitals, physicians and other medical providers, rural health clinics, mental health institutions and psychiatric hospitals, prescription drugs, home and community based services, ambulance services, kidney dialysis, hospice, dental care, medical supplies and durable medical equipment, and adult rehabilitation, targeted case management, optometry, podiatry, chiropractic and mental health services.

The *hawk-i* (Healthy and Well Kids in Iowa) program provides health care coverage to children whose family income is above Medicaid limits but who cannot afford health care coverage. *hawk-i* provides a comprehensive health care benefits package including physician services, hospitalization, prescription drugs, immunizations, dental care and vision care. New in SFY2010 – a dental only program, the first in the nation.

The IowaCare program, initiated July 1, 2005, was created to provide a limited health care benefit for low-income individuals who are not eligible for Medicaid, primarily childless adults and unmarried people. Under a waiver approved by the Centers for Medicare and Medicaid Services (CMS), a funding mechanism was established allowing Iowa to provide a limited medical benefit to people previously served in a charity care program called "State Papers." It also covers people receiving service at the public hospital in Des Moines and at University of Iowa Hospitals and Clinics in Iowa City. State funds supporting these programs had previously not been matched by federal dollars. The program serves adults age 19-64 whose income is at or below 200 percent of the federal poverty level (FPL) and who would not otherwise qualify for regular Medicaid. In the fall of 2010, the federal waiver was extended for another three years.

The DHS Targeted Case Management services are offered to counties. Counties may elect to use the DHS or contract to provide services themselves. Targeted Case Management helps coordinate and manage services for people who have a diagnosis of chronic mental illness, intellectual or developmental disabilities, or brain injury and be eligible for Medicaid.

The DHS administers mental health institutes at Cherokee, Clarinda, Independence, and Mt. Pleasant. The DHS serves adults and children in need of psychiatric care, adults in need of substance abuse treatment services, and adults needing long-term geropsychiatric services. A wide range of services that work and coordinate with community-based services across Iowa is available.

Civil Commitment Unit for Sexual Offenders (CCUSO) provides long-term treatment for sexually violent predators in a highly structured setting. Patients have completed their prison term and have been civilly committed to the unit. CCUSO serves approximately 99 patients.

Glenwood Resource Center and Woodward Resource Center provide care for people with intellectual disabilities. Most people have profound intellectual disabilities and many have life-threatening seizure and swallowing disorders. Both facilities provide a wide range of services including diagnostic evaluation, treatment, training, care, habilitation, a time-limited assessment program, and community based services through the Medicaid Home and Community Based Waiver program. As

community resources become available, the number served at the resource centers has declined steadily and will continue to decline.

3. Child and Adult Protection

The purpose of this core function is to provide an array of services and support assistance to strengthen families and communities to increase the likelihood that children and adults are safe, healthy, and have consistency and continuity in their lives. Services include child and dependent adult protective services, community based prevention and support services, foster care, family centered services, family preservation services, adoption, group care, residential treatment, independent living for youth age 16 and older, shelter care, childcare services, and facility-based care for delinquent youth. Activities provided in support of these services include funding for medical exams conducted during child abuse assessments, a 24-hour child abuse hotline, mandatory abuse reporter training, child welfare training, foster and adoptive parent recruitment and training.

The Iowa Juvenile Home at Toledo and the State Training School at Eldora provide a range of specialized and highly structured substance abuse, physical, mental, and behavioral health intervention services for the most troubled youth in the State of Iowa. Both facilities provide individualized care and treatment, evaluate and recommend transitional placement of youth to appropriate facilities in the community, and provide basic special education and vocational programs.

4. Resource Management

The purpose of this core function, also known as general administration, is to provide leadership to manage and support delivery of quality services to Iowa's citizens. Following a SFY2010 reorganization, general administration divisions include Mental Health and Disability Services; Field; Adult, Child and Family Services; Medical Services; Fiscal Management; and Data Management.

General administration is the underlying infrastructure that supports all other functions of the Department. This DHS team works to:

- Ensure policy and program are compliant with federal and state regulations;
- Ensure sound stewardship of State resources;
- Position the Department to leverage and maximize federal funding;

- Track and measure results achieved, and;
- Implement technology improvements to create improvements in accuracy and efficiency.

In addition to the Field Policy and Program staff, Field Operations staff directly and indirectly support the delivery of the Department's services to Iowans.

Field Operations is composed of five service areas with staff who provide child protection, child welfare, and eligibility determination for income/economic support and maintenance programs, including Medicaid, food assistance, Family Investment Program, childcare assistance, and childcare registration and licensure. A sixth centralized service area was added in FY2010. Its duties are to coordinate services at customer service centers, including new statewide centralized intake unit to evaluate complaints of abuse or neglect.

The regional service areas administer and deliver the programs and services through 104 field offices staffed by social work, income maintenance, clerical, and management staff. About a third of the field offices operate on a full-time basis, with others open by appointment only.

The primary function of social work staff is child protection and safety. After the intake unit assigns an assessment, social work assessors determine if abuse has occurred. They also address safety needs by the provision of in-home or out-of-home services purchased from community-based private contractors. Services help to keep families intact or result in the pursuit of the termination of parental rights and subsequent placement of children in the homes of relatives or through adoption.

Income maintenance workers determine eligibility for access to programs and services for families who need assistance in meeting basic needs for food, clothing, shelter, and medical care. Staff determine eligibility for the Family Investment Program (FIP), Food Assistance (formerly known as Food Stamps), Medical Services (Medicaid Title XIX), and Childcare Assistance. Income maintenance staff interview clients, verify the economic situation and service needs, determine benefit eligibility, and make program referrals.

With reorganization in FY2010, the Child Support Recovery Unit is a division of Field Services.

General Administration provides support and technical assistance agency-wide to field operations, child support recovery, targeted case management and state institutions, as well as numerous external customers and stakeholders, including:

- Program and service development and management, such as administrative rules, policy development, standards of care, and manual development.
- Quality assurance and improvement efforts through identification of best practices and evidence-based practice.
- Financial management, including accounting, budget preparation and monitoring.
- Corporate management and leadership such as performance measurement and management, information technology and data management, and administrative support services, such as quality control for food assistance and Medicaid, and quality assurance and improvement.

KEY RESULT

SERVICE/ PRODUCT/ ACTIVITY

Name: Food Assistance (FA) and Food Assistance Employment and Training (FAET) Program

Description: Provides federal assistance to low-income individuals and families to purchase food, nonalcoholic beverages, and ingredients to prepare food through an Electronic Benefit Transfer swipe card. Through the Food Assistance Employment and Training (FAET) program, job seeking skills training and employment assistance are provided to people receiving food assistance who do not receive cash assistance under the Family Investment Program (FIP). The FAET program is offered only in Polk and Linn counties under a contract with Iowa Workforce Development. Federal law requires a state have an FAET program if a state has a Food Assistance program.

Why we are doing this: Food Assistance prevents hunger and helps families meet their basic nutritional needs and increases the family's nutritional levels. Preventing hunger is one of the building blocks in all of social service. It doesn't solve all of a family's problems, but other problems are more manageable if hunger is not an issue. Many people receiving Food Assistance are on fixed incomes. Food Assistance allows seniors to not have to make the difficult choice between buying food or prescription drugs. Approximately half of the Food Assistance beneficiaries are children. In addition, the Food Assistance program stimulates the economy for the benefit of all Iowans. The U.S. Department of Agriculture has estimated that every \$5 in Food Assistance generates \$9.20 in local and state economic activity. The Food Assistance Program brought \$590.4M of direct benefits into Iowa in SFY12, a 5.8% increase from SFY 11.

What we're doing to achieve results: Recognizing that many eligible Iowans were not receiving Food Assistance, DHS established an aggressive growth target. Along with that target, several initiatives were implemented. We began issuing Food Assistance through an electronic benefit transfer (EBT) card, reducing the stigma of the program and increasing convenience for clients. We reduced the frequency that clients are required to report changes in income and began to base eligibility on an estimate of their future income. This simplified program reporting and reduced the burden on clients and staff, making the program more attractive and convenient. DHS also participated in a National Media Campaign sponsored by our federal partners at the Department of Agriculture (USDA) and conducted intense outreach efforts. We simplified the application for Food Assistance and do most interviews over the phone.

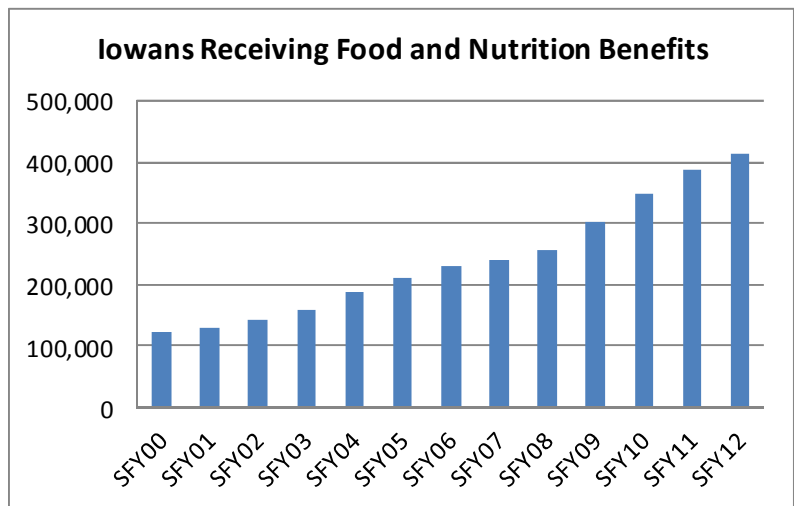
Results

Performance Measure:

Number of Iowans receiving Food and Nutrition Assistance.

Performance Goal/Target:

409,207 by June 2012



What was achieved: At the end of SFY 12, 26,736 (6.9%) more Iowans were receiving Food Assistance than in SFY11, for a total of 412,889 Iowans.

Data Sources: DHS IABC system, F-1 Report – “Food Assistance Program State Summary” produced by the Division of Results Based Accountability and the Division of Financial, Health, and Work Supports.

Resources: The Food Assistance Program is 100% federally funded. It brought \$590.4M into Iowa in SFY12.

KEY RESULT

SERVICE/ PRODUCT/ ACTIVITY

Name: Child Welfare In-home Services

Description: Provides funding for an array of in-home services and supports to families in which there has been a founded child abuse assessment for a child age 5 or under, and for families in which there has been a founded child abuse report for a child age 6 and older where the continued risk of future abuse is moderate or high. Services are directed at reducing risk of abuse and increasing family protective capacities. DHS caseworkers provide case management, while providers deliver direct services under contract with DHS.

Why we are doing this: Children are dependent on parents safely caring for them, and the state role is to assist families who are in need of help to meet the safety needs of their child.

What we're doing to achieve results: In order to focus on improving outcomes for families, the department has undertaken a redesign of child welfare services. Through the redesign process, resources were focused on providing training to front-line staff and supervisors as well as providing counseling and support to families to improve parenting skills. Standardized abuse assessment tools have been developed and training is provided to staff in the best practice approach to using the tools. A quality assurance and continuous improvement initiative has been implemented to evaluate best-practices and maintain a focus on outcomes.

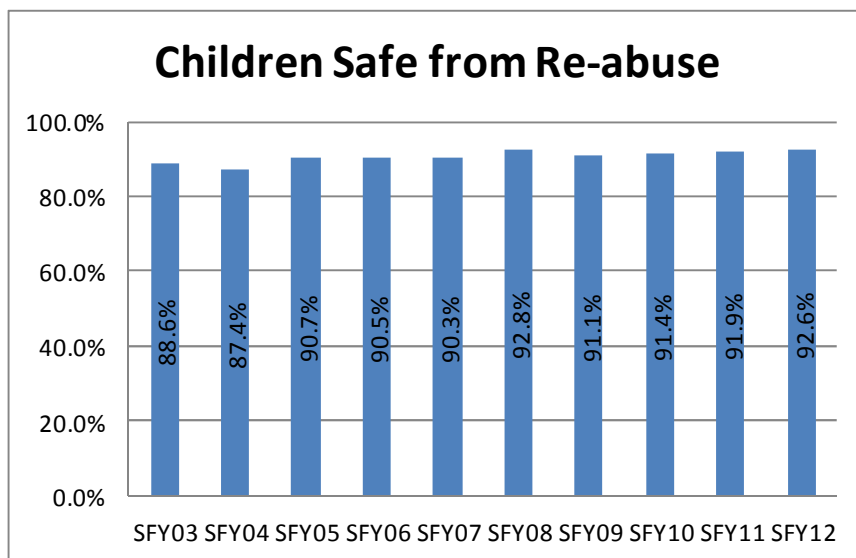
Results

Performance Measure:

Percent of children who have not been re-abused within six months of a prior abuse.

Performance Goal/Target:

91.1% target



What was achieved: 92.6% of children did not experience re-abuse for at least six months following a previous occurrence. This measure is an indicator of the safety of children and the effectiveness of communities, providers and the department working together to ensure child safety from repeat abuse. This measure is a required measure under the federal child and family services review requirement conducted of all states, providing the ability for some basis of comparability of state systems. Though somewhat comparable amongst states, results in each state are impacted by the individual laws of each state which determine what is defined and counted as abuse and re-abuse.

Data Sources: State Child Welfare Information System (CWIS), DHS STAR, and FACS subsystem.

Resources: A combination of State general funds, federal matching funds, and grants are used to support child protection and safety efforts in Iowa.

KEY RESULT

SERVICE/ PRODUCT/ ACTIVITY

Name: Child Welfare In-Home Services

Description: Provides funding for an array of in-home services and supports to families in which there has been a founded child abuse assessment for a child age 5 or under, and for families in which there has been a founded child abuse report for a child age 6 and older where the continued risk of future abuse is moderate or high. Services are directed at reducing risk of abuse and increasing family protective capacities. DHS caseworkers provide case management, while providers deliver direct services under contract with DHS.

Why we are doing this: Children are dependent on parents safely caring for them, and the state role is to assist families who are in need of help to meet the safety needs of their child.

What we're doing to achieve results: The department uses several strategies to assess the both the needs and strengths of each family, and to work with the family to develop supports and services which meet the shared goals of children living safely in the family home. Trial home visits smooth the transition from foster care to the child's home. Addressing the underlying issues that resulted in the child's removal from the home and helping the child and parents become better prepared and more confident to address further issues in the family prepare both the child and the family for reunification. Family Team Meetings develop community-based supports that will be available to the family after formal services end. The Department has pursued community partnerships to prevent child abuse statewide.

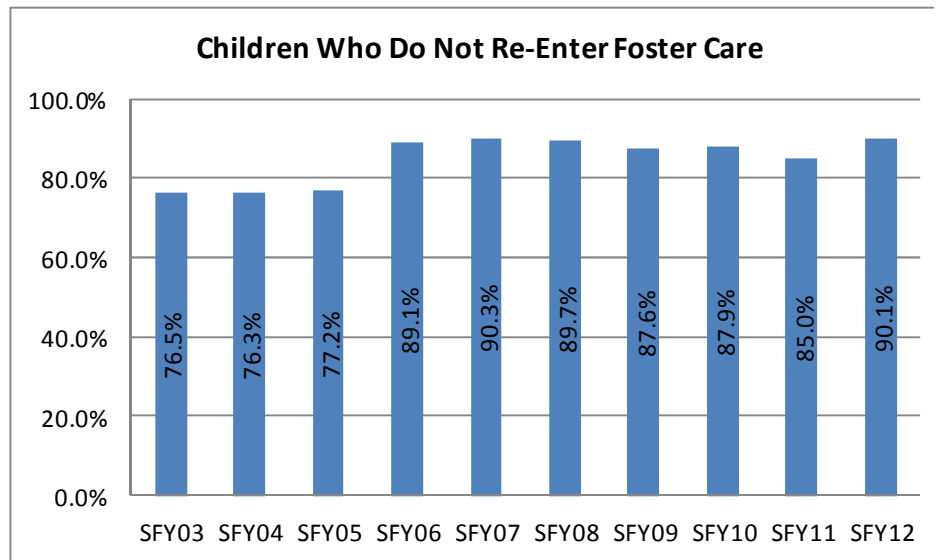
Results

Performance Measure:

Percent of children who do not re-enter foster care within 12 months of their last foster care episode.

Performance Goal/Target:

90.70%



What was achieved: 90.1% of children did not re-enter foster care within twelve months of their last foster care episode. This demonstrates stability and safety from neglect or abuse following reunification after placement outside of the home.

Data Sources: DHS STAR and FACS System

Resources: State funds and federal funds are used to support the efforts to improve child safety in Iowa. These funds support direct services of state staff intervening directly with families, the services purchased by the state from child serving agencies, and community based supports developed to support those efforts.

KEY RESULT

SERVICE/ PRODUCT/ ACTIVITY

Name: Children's Health Insurance Program (CHIP)

Description: The CHIP program expands Medicaid to 133% of the Federal Poverty Level (FPL) for children and provides *hawk-i* to children up to 300% of the FPL. Under *hawk-i*, health and dental coverage is provided to children who live in families who have too much income to qualify for Medicaid, but who do not have health care coverage. Eligible children are under the age of 19, have no health insurance and do not qualify for Medicaid, meet citizenship and immigration requirements, and live in a family whose countable gross income is not more than 300% of the FPL. Effective March 1, 2010, the *hawk-i* Dental-Only Program was implemented to provide preventive and restorative dental care, including medically necessary orthodontia, to children who do not otherwise qualify for *hawk-i* because they have health insurance coverage. The dental-only program covers eligible children whose family's countable gross income is not more than 300% of the FPL.

Why we are doing this: To reduce the number of uninsured Iowa children. Access to health and dental care improves health, wellness, and quality of life. Healthy children are able to attend school, learn, grow, develop healthy lifestyles, and become productive adults. Iowa provides public health insurance to children (35,842 for *hawk-i* and 4,096 for dental-only and 16,522 for Medicaid expansion). The *hawk-i* program provides health care coverage to children in families at or below 300% of the Federal Poverty level who are uninsured and not eligible for Medicaid. This program helps fill the gap for children who do not qualify for Medicaid and who have no health insurance coverage.

What we're doing to achieve results: The department continues to conduct grassroots outreach activities through a contract with the Department of Public Health as well as working cooperatively with schools, medical providers, businesses, faith-based organizations and other entities in contact with families and children. The Department has developed an automated referral system from Medicaid that has resulted in more referrals to *hawk-i*. Training is being provided across DHS emphasizing the importance of referring children to *hawk-i* when they are identified as not being eligible for or lose their eligibility for Medicaid. The *hawk-i* program also provides awareness and makes referrals to Medicaid services.

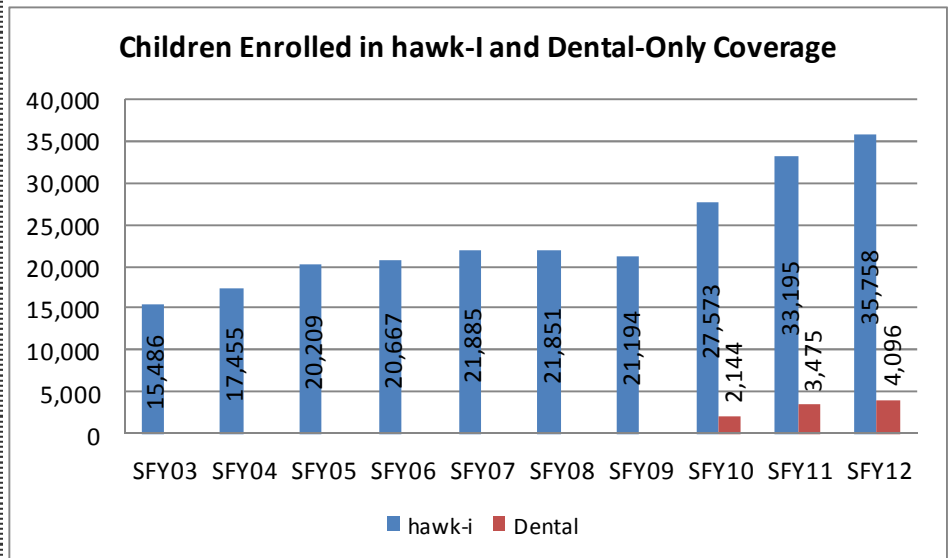
Results

Performance Measure:

Number of children who are enrolled in *hawk-i* and dental-only coverage is a monthly count of children enrolled on the last day of each month.

Performance Goal/Target:

hawk-i 37,039



What was achieved: *hawk-i* insured 35,758 children for hawk-i and 4,096 for Dental only.

Data Sources: "Monthly Log Demographic Reports", Iowa Medicaid Enterprise, Bureau of Adult and Children's Medical Program through a contract with *hawk-i* Project Office.

Resources: This activity is funded with federal funds (approximately 75%), state general fund appropriations (approximately 25%), and some enrollee cost-sharing. Total state expenditures for SFY 2012 for CHIP were \$34,164,287. Of this, \$26,043,015 was expended for the *hawk-i* program.

KEY RESULT

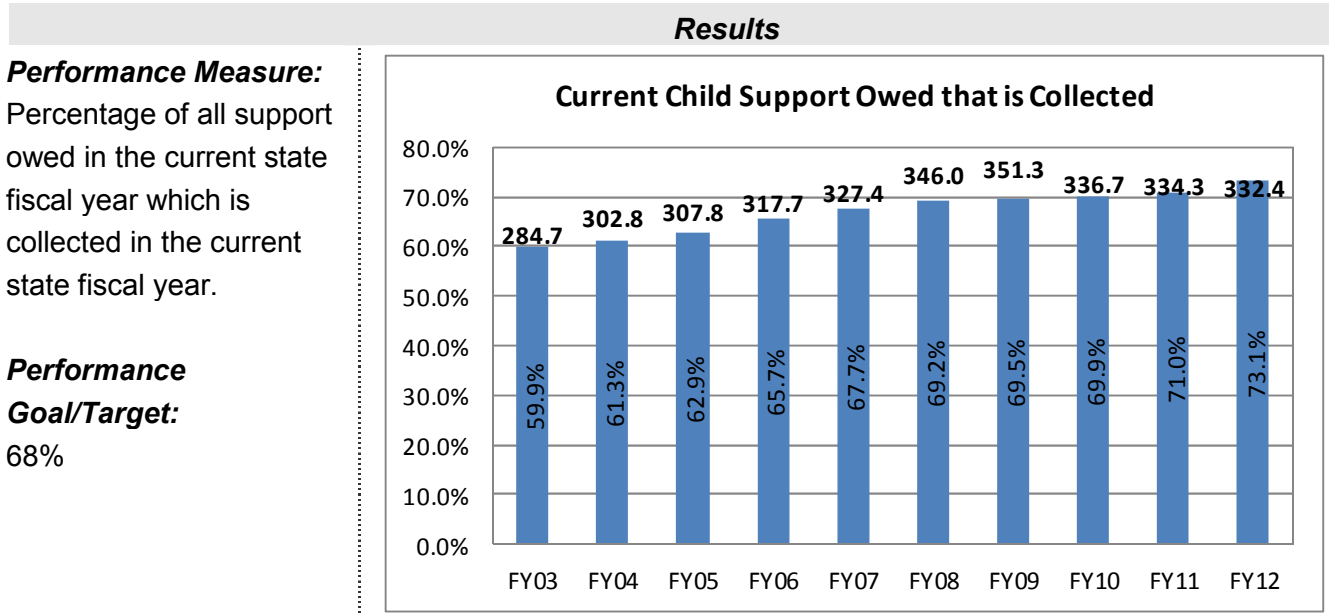
SERVICE/ PRODUCT/ ACTIVITY

Name: Child Support Recovery

Description: Provide services to establish paternity and support orders, so there is a legal duty for both parents to provide for their children. Enforce the obligation to provide ongoing support for custodial parents and children. In SFY2012, CSRU processed nearly 3 million payments and served over 631,773 parents and children.

Why we are doing this: Current child support collected in the month it is due helps families have predictable income to use for the needs of the children. It also helps families avoid the need for public assistance.

What we're doing to achieve results: Child support locates absent parents, secures income withholding orders, and in the case of non-paying obligors offsets tax refunds, applies license sanctions, and levies bank accounts. Another strategy being used to improve collections is to identify the most effective way to work interstate cases. Child support also studies performance each month.



What was achieved: Child support collected 73.1% of current year support owed during FY12, providing for a more financially stable home environment for families dependent upon child support. \$332.4 Million was collected.

Data Sources: Child Support Recovery Unit

Resources: This activity, as well as other activities, was funded by the general fund appropriation.

KEY RESULT

Name: Iowa Medicaid Preferred Drug List (PDL) Program

Description:

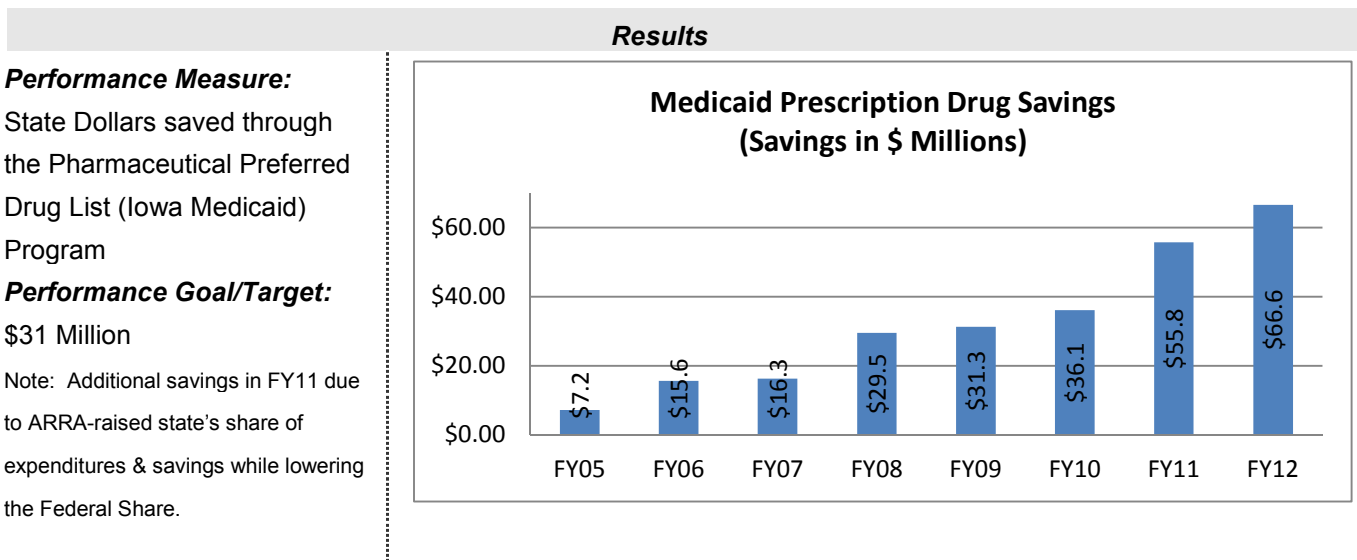
A Preferred Drug List (PDL) is a list comprised of preferred and non-preferred drugs recommended to the Iowa Department of Human Services by the Iowa Medicaid Pharmaceutical and Therapeutics (P&T) Committee. Preferred drugs have been identified as therapeutically equivalent to other drugs within a drug class and a cost benefit to the Medicaid program. While all drugs on the PDL are available, non-preferred drugs require prior authorization (PA) in order for reimbursement to occur.

Why we are doing this: The implementation of the Preferred Drug List and the receipt of supplemental drug rebates from drug manufacturers have played a critical role in containing the costs of prescription drugs in the Iowa Medicaid program. In SFY 2005, with the PDL in effect for six months, the drug expenditures were \$407.8M, representing a 14% annual increase. After accounting for the supplemental rebates (\$9M), this net annual increase in SFY 2005 was reduced to 11.5%.

The following chart includes drug expenditures for each SFY and supplemental rebates received:

SFY	Drug Expenditures	Supplemental Rebates
2005	\$407.8M	\$9M (for 6 months only)
2006	\$332.4M	\$16M
2007	\$235M	\$14.1M
2008	\$232.9M	\$13.8M
2009	\$248.8M	\$14.7M
2010	\$252.2M	\$14.9M
2011	\$260.9M	\$12.8M
2012	\$280.7M	\$18.0M

What we're doing to achieve results: DHS implemented a Preferred Drug List and negotiated for Supplemental Rebates beginning January 2005. In 2006, the Department collaborated in the creation of the Sovereign States Drug Consortium, a multi-state drug pool. Since its inception, this drug pool, authorized by the federal government, has allowed the state to obtain better supplemental rebates. The federal Medicare Part D drug program shifted drug costs out of the Iowa Medicaid program for dually eligible Medicaid members to the federal Medicare program, resulting in a reduction of expenditures from 2006 to 2007.



What was achieved: \$66.6M in state dollars were saved through the Preferred Drug List and an additional \$105M in Federal dollars for a total of \$171.6M in pharmaceutical savings in SFY12.

Data Sources: Iowa Medicaid Enterprise

Resources: State and Federal dollars are used to pay for Medicaid eligible services and benefits.

KEY RESULT

SERVICE/ PRODUCT/ ACTIVITY

Name: Childcare Assistance

Description: Provides funding for childcare for 23,974 children of low-income parents who are working or in school, as well as children in foster care, on a monthly average.

Why we are doing this: Providing funding for childcare services enables families to meet their goals for self-sufficiency and offers opportunities for their children to be in safe and quality early learning environments.

What we're doing to achieve results: Childcare assistance pays providers on behalf of low-income parents who are working or in school to help defray the cost of licensed childcare facilities. The DHS website maintains a list of registered childcare providers, aiding parents in locating safe and regulated environments for their children to stay.

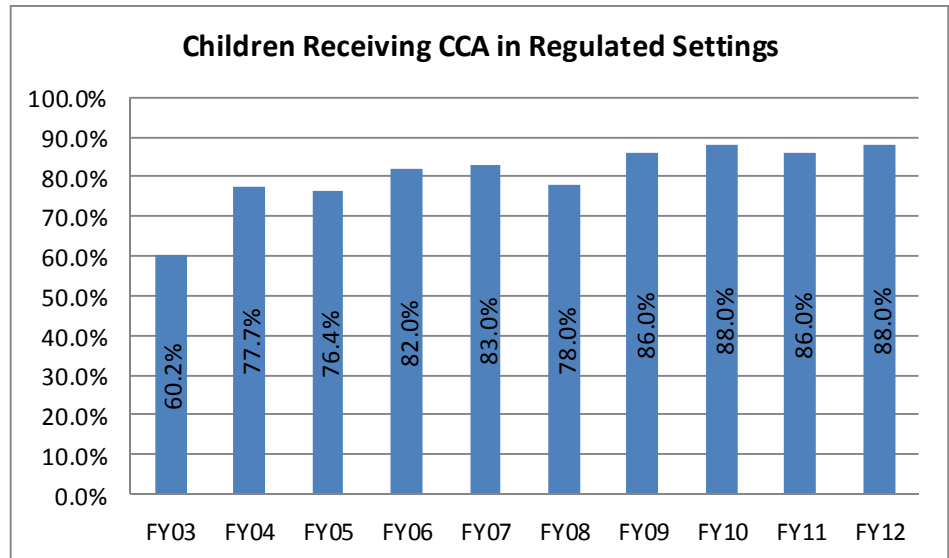
Results

Performance Measure:

Percent of children receiving Child Care Assistance (CCA) who are in regulated settings.

Performance Goal/Target:

87.0



What was achieved: Regulated childcare environments provide safe and monitored environments for children. 88% of children receiving childcare assistance in SFY 12 received that childcare in regulated settings.

Data Sources: DHS DCPD and the Kindertrack system.

Resources: \$55,685,010 state and \$47,245,323 federal dollars were spent on subsidized childcare in SFY 12.

KEY RESULT

SERVICE/ PRODUCT/ ACTIVITY

Name: MHIs – Improvement of MHI patients’ ability to function. (Cherokee, Clarinda, Independence, Mount Pleasant)

Description: Measures the percentage of patients admitted that show an improvement in their ability to function.

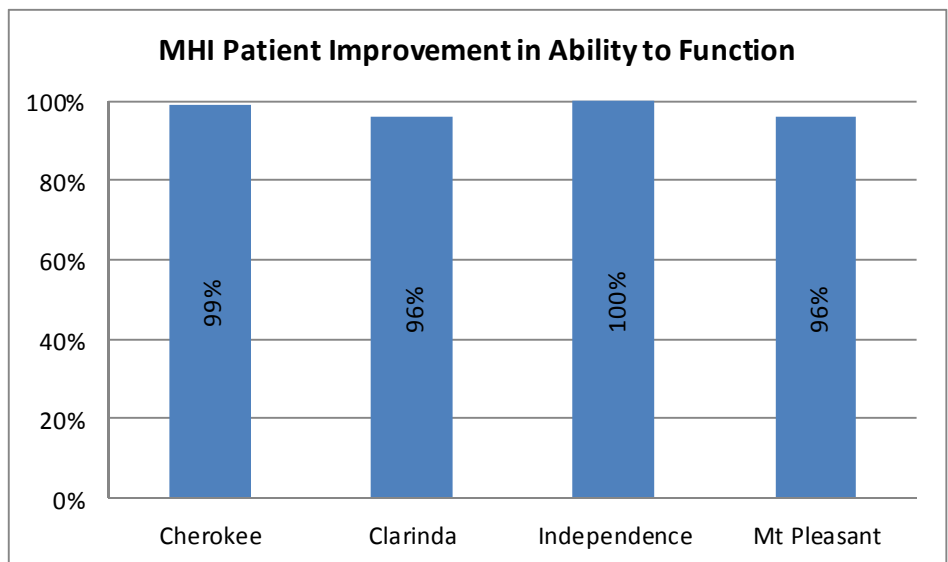
Why we are doing this: Mental health services provided at the MHIs are designed to stabilize a patient’s condition and improve their ability to function to enable them to successfully live outside an institution in the community.

What we’re doing to achieve results: The MHIs provide a variety of programs of behavioral care such as acute psychiatric care at all four facilities, acute services for patients with a dual diagnosis of substance abuse and mental illness at Mount Pleasant MHI, substance abuse treatment at Mount Pleasant, geropsychiatric services for elderly people with a serious mental illness at Clarinda, sub-acute care in a Psychiatric Medical Institution for Children (PMIC) level of care at Independence. All four facilities continue to meet requirements for certification by the Department of Inspections and Appeals and survey standards used by the Federal Centers for Medicare & Medicaid Services. Independence and Cherokee are accredited by The Joint Commission. The accreditation process provides the facilities a rigorous and structured outside review of their policies and practices.

Results

Performance Measure:
Percentage of patients admitted that show an improvement on the Global Assessment of Functioning (GAF) scoring instrument

Performance Goal/Target:
97.9% at Cherokee, Clarinda and Independence
96% at Mt. Pleasant.



What was achieved: All of the Mental Health Institutes attained the goal in one or more program areas. The individual performances were: 99% at Cherokee MHI, 96% at Clarinda Psychiatric Program, 100% at Independence Psychiatric Program, 100% at Independence Psychiatric Medical Institution for Children, and 93% at Mount Pleasant Psychiatric Program and 97% at Mount Pleasant Dual Diagnosis Program.

Data Sources: Cherokee MHI, Clarinda MHI, Independence MHI, Mount Pleasant MHI.

Resources: The SFY12 state appropriation of \$ 49,476,333 to the four Mental Health Institutes.

KEY RESULT

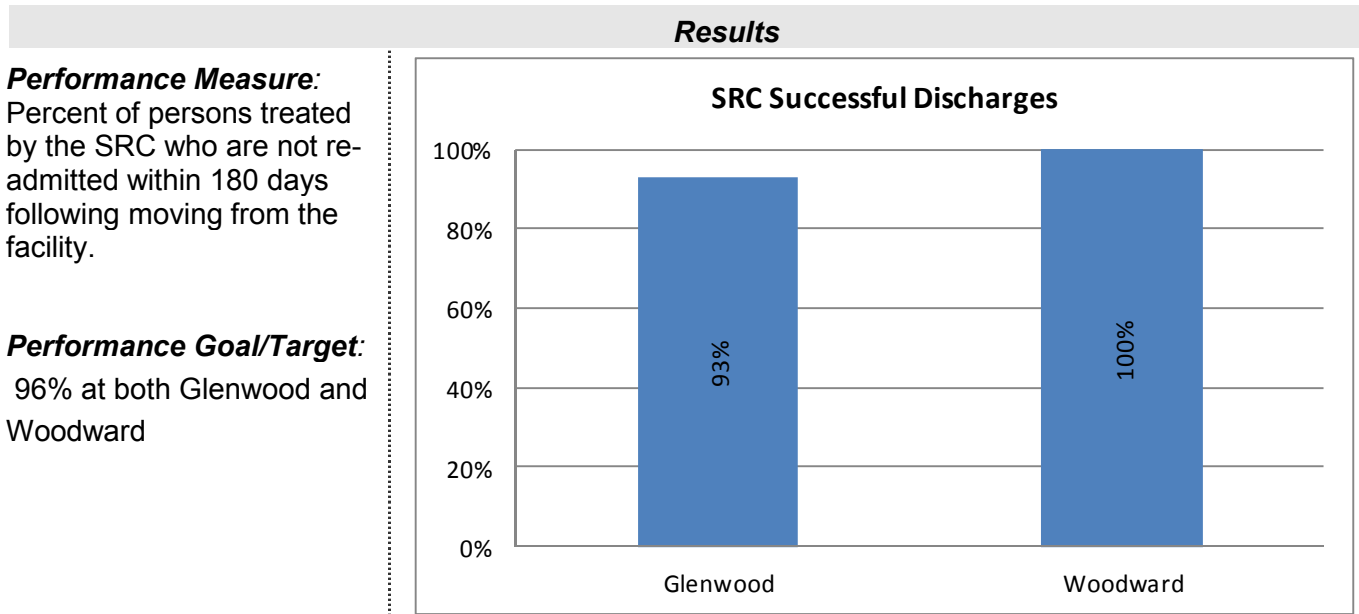
SERVICE/ PRODUCT/ ACTIVITY

Name: SRCs – Improve readmission rate of persons receiving treatment at SRCs (Glenwood and Woodward)

Description: Measures the percentage of individuals that do not return to an SRC within 180 days of discharge.

Why we are doing this: The State Resource Centers at Woodward and Glenwood serve persons of all ages who have intellectual or other developmental disabilities. Nearly all of the residents at the Resource Centers have been denied admission to community-based providers of this level of care. The goal is to provide a variety of treatment and outreach services to people with intellectual or other developmental disabilities, and to assist residents to return to their communities.

What we're doing to achieve results: State Resource Centers are working with community-based programs and are developing outplacement plans that address the individualized needs of each person.



What was achieved: Glenwood had a transition rate of 93% while Woodward transition rate was 100%.

Data Sources: Glenwood and Woodward SRCs.

Resources: The state appropriation to the two State Resource Centers totaled \$32,206,790 for SFY12.

KEY RESULT

SERVICE/ PRODUCT/ ACTIVITY

Name: Targeted Case Management

Description: DHS Targeted Case Management (TCM) is designed to ensure the health, safety, and overall welfare of our consumers. TCM currently serves consumers with intellectual disability, chronic mental illness, developmental disabilities, brain injuries, and children with serious emotional disturbances. TCM offers a wide range of services to provide all the appropriate supports needed to be successful in the home and community setting. DHS TCM operates as a Medicaid provider that receives no appropriated funds. TCM receives funding through fee-for-service revenues paid by counties using a mix of federal, state, and county funds.

Why we are doing this: Targeted case management focuses on the consumer's strengths, interests, abilities, and competencies. The service involves the consumer, families, guardians, and other professionals and agencies in identifying, developing, implementing and monitoring a comprehensive outcomes achievement plan for the consumer. Case managers help consumers gain access to appropriate living conditions, needed medical services, and interrelated social, vocational, and educational services.

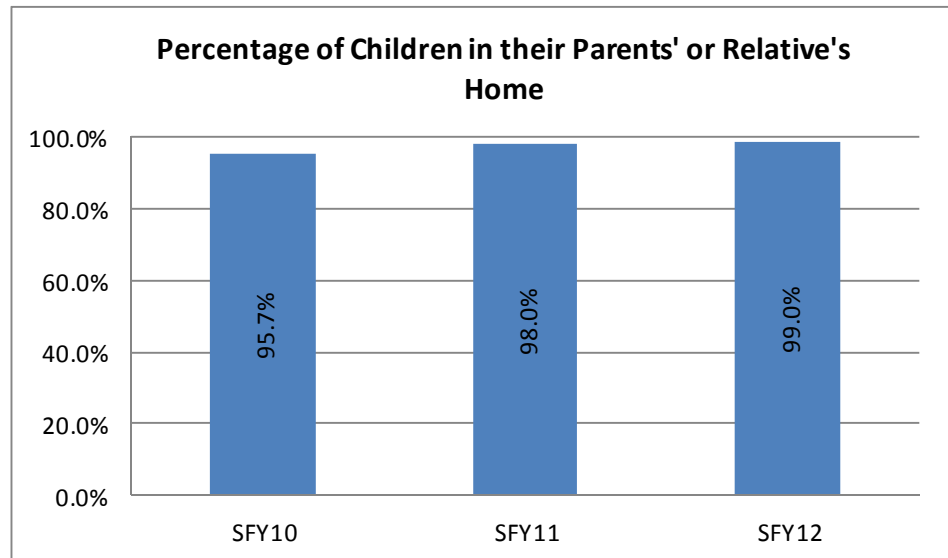
What we're doing to achieve results: A targeted case manager plans, coordinates, and monitors services of other providers. The targeted case manager acts as an advocate to link consumers to service agencies and support systems responsible for providing the necessary direct services.

Results

Performance Measure:

Percentage of the children served by TCM that live in their parents, legal guardian or a relative's home.

Performance Goal/Target:
90%



What was achieved: An average of 99% of children served by TCM were served in their own home or in the home of an immediate relative, exceeding the target by 9 percentage points.

Data Sources: Consumer assessment data from the case management consumer database.

Resources: Service provided to children in SFY 2012 was 61.19% Federally funded and 38.81% State funded.

Agency Contacts

Copies of the Department of Human Services' Performance Report are available on the DHS website at <http://www.resultsiowa.org/humansvs.html> . Copies of the report can also be obtained by contacting Roger Munns at 515-281-4848. The Department of Human Services' website is <http://dhs.state.ia.us> .

Iowa Department of Human Services
Hoover Building
1305 E. Walnut St.
Des Moines, IA 50319

(515) 281-4848
TTY: (515) 281-4748 or (800) 831-1399

www.dhs.state.ia.us