

# Iowa Department of Corrections

*FY2011 Annual Report*

# Table of Contents

|   |     |
|---|-----|
| • Message from Department Director .....                      | 3   |
| • Message from the Board of Corrections .....                 | 4   |
| • Vision/Mission .....  | 5   |
| • Agency Overview .....                                       | 6   |
| • Organizational Chart.....                                   | 7   |
| • Quick Facts .....   | 8   |
| • People—In Memory, ICA Awards.....                           | 9   |
| • Iowa Corrections Association.....                           | 11  |
| • Legislative Session.....                                    | 16  |
| • Deputy Directors—Western and Eastern Regions Summary.....   | 18  |
| • Prisons .....   | 19  |
| • Community Based Corrections .....                           | 27  |
| • Reports from the Offices.....                               | 46  |
| - Administration (Admin, Research, ICON, Data Warehouse)..... | 47  |
| - Average cost Figures/Length of Stay.....                    | 52  |
| - Offender Services .....                                     | 57  |
| - Education .....   | 67  |
| - Learning Center .....                                       | 70  |
| - Safety and Health .....                                     | 71  |
| - Victim and Restorative Justice Services .....               | 72  |
| - Policy and Legal .....                                      | 74  |
| - Media and Public Relations .....                            | 75  |
| - Investigative Services .....                                | 76  |
| - Iowa Prison Industries .....                                | 78  |
| • Management Information Systems .....                        | 84  |
| - ICON Case Management.....                                   | 85  |
| - ICON Medical.....   | 86  |
| - ICON Mental Health .....                                    | 88  |
| - ICON View.....  | 93  |
| - ICON Commissary.....  | 94  |
| - ICON Grievance.....   | 96  |
| - ICON Food Service.....                                      | 100 |
| - ICON Pharmacy.....  | 101 |
| - ICON Banking.....   | 103 |
| - ICON Offender Email (Corrlinks).....                        | 105 |
| - ICON Critical Incident Reporting (CIR).....                 | 107 |
| • Performance Report .....                                    | 111 |
| • Total Offenders Served—DOC.....                             | 120 |
| • PBMS.....   | 138 |
| • Director’s Focus Statements                                 |     |
| - Focus Statement for 2012 .....                              | 142 |
| - Focus Statement for 2011.....                               | 143 |



## Message from the Director

---



**John Baldwin, Director**  
Department of Corrections

Dear Fellow Iowans,

In response to the ongoing state budget shortfalls, I remind all Corrections staff to do the basics of our jobs well.

That means ensuring staff safety through pre-service training and continuing education. That means treating the growing number of offenders who have a severe mental illness in the most humane way possible. That means protecting Iowans from victimization through proven offender reentry strategies. Finally, that means optimizing our limited resources to effectively carry out the basics.

During 2011, Governor Branstad and the Iowa Legislature greatly enhanced our ability to carry out the basics via increased appropriations, both for FY 2011 and for FY 2012. The increased funding came just in time, as the state's prison inmate count climbed to over 9,000 offenders in April, 2011. After trending down for two straight years, the inmate count grew by close to 700 offenders since February, 2010. This rapid rise placed even greater restraints on the Department's limited resources.

One of the chief causes for the increase in inmate population was a downturn in paroles, due to high turnover in Parole Board membership during the past year. One result of fewer paroles is an increase in the number of offenders who later discharge from prison due to expiration of sentence. Reentering the community without the benefit of parole supervision, these offenders are more likely to reoffend. Fortunately, Parole Board membership stabilized later during the spring, and the number of paroles has since risen.

Another occurrence has led to decreasing the inmate count: On July 29, 2011, the Iowa Supreme Court ruled that the Iowa Code requires that all offenders whose probation is revoked be given credit for time served (Michael Anderson v. State of Iowa). As a result, 3,520 offenders in the community and prison had their remaining length of sentence reviewed for compliance with the Anderson ruling.

Claims of understaffing in our institutions have recently been expressed from various quarters. The implication is that current staffing levels will lead to an increase in violence, and thus increase physical safety risks for the public, staff and offenders.

The reality is that prisons and community-based corrections is inherently a place where a certain level of risk always exists. As staff deal with our current funding realities, it is important to neither over-react nor under-react to stressful situations. It is about doing the basics well and remembering that we try our best each day to take care of each other and the offenders that are under our supervision.

Respectfully,

John R. Baldwin, Director



# Message from the Board of Corrections

To the Citizens of Iowa,

The Iowa Board of Corrections welcomed three new members to the seven-member board during 2011: Charles Larson, Nancy Turner and Dr. John Chalstrom. They replaced outgoing members Robyn Mills, Arthur Neu, and Michael Sadler, each of whom had completed their terms of service. Elected by the members to serve as Chair and Vice-Chair were David Erickson and Rev. Michael Coleman respectively.

Though there has been a change in Board membership and leadership, our focus on maintaining public, staff and offender safety; reducing recidivism through effective offender reentry strategies; and prudent use of taxpayer resources remains.

Two recent Iowa Supreme Court rulings look to have implications for Iowa Corrections. On August 12, 2011, the Court ruled on a case (*Kevin Walker v. State of Iowa Department of Corrections*) in which the claimant (Walker) was assaulted and seriously injured by another inmate. Walker sued the State, claiming they negligently failed to ensure his safety. In its opinion, the Supreme Court ruled that the State does not have blanket immunity in such cases as long as a claimant can show the State is negligent in performing a duty to protect a person from an assault. We recommend that the General Assembly adopt legislation to better protect the Department from legal claims of negligence without jeopardizing prison safety.



Board of Corrections  
Back Row Left to Right: Dr. John Chalstrom, Ph.D., Sheryl Griffith, Charles Larson, Sr., Rev. Michael Coleman, Vice Chair  
Front Row Left to Right: Nancy Turner, David Erickson, Chair, Johnie Hammond

On July 29, 2011, the Supreme Court ruled on another case, this one involving a convicted sex offender who had his probation revoked and was now seeking to have time spent on electronic monitoring and home supervision applied against his prison sentence (*Michael Anderson v. State of Iowa*). The Court ruled that the Iowa Code requires that all offenders whose probation is revoked be given credit for time served. We urge that the courts be provided the flexibility to determine appropriate credit for time served.

Otherwise, the Board is pleased to report that DOC management and line staff continue to prudently yet effectively utilize limited resources to reduce recidivism, which in turn reduces the number of victims in our Iowa communities.

Respectfully,

David Erickson  
Chair

Rev. Michael Coleman  
Vice-Chair

## VISION

The Iowa Department of Corrections will be recognized as a national leader in providing a fully integrated corrections system. As the nation's leader, we will provide the most sophisticated and strongly supported continuum of community and institution programs and services.

We will be seen as an organization that delivers research driven correctional programs of the highest quality while utilizing the most effective communication and technology resources to provide "best practices" management.

We will be known as an organization that is driven by a strong value system that recognizes the intrinsic worth of all human beings, respects and recognizes the needs of victims, and holds the belief that offenders can change their lives.

We will be known for our staff development and training programs that engender the strong ethics, diversity and professional nature of this Department.

We will be known for keeping operational costs low, while providing high-quality programs in a safe environment.

We will be seen as a highly credible Corrections Department that focuses on its mission and takes care of its people.

## MISSION

### Public

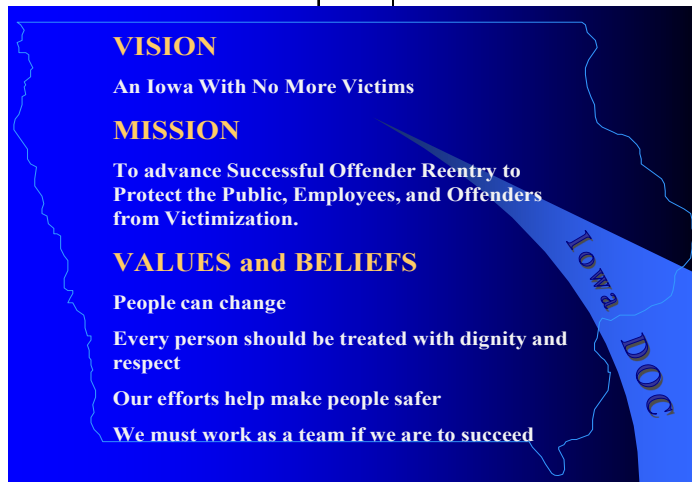
- Prevent escapes and maintain accountability of offender
- Increase community safety in support of a vital economy
- Reduce recidivism and increase the self-responsibility of offenders
- Keep citizens informed about corrections issues and activities
- Make responsible decisions about the use of taxpayer dollars
- Attend to the needs and concerns of victims
- Treat members of the public with respect

### Employees

- Provide current equipment and staffing to ensure employee safety
- Provide for a safe working environment
- Attend to emotional and physical well-being of employees
- Maintain high levels and standards for training
- Ensure policies are sound, current and consistently and fairly enforced
- Treat employees with respect

### Offenders

- Provide a physically, mentally safe and healthy environment for offenders
- Manage offenders in a firm, fair and consistent manner
- Promote pro-social thinking with contemporary programming
- Keep offenders informed about current corrections policies and procedures
- Develop community support and partnerships that foster reintegration
- Treat offenders with respect
- Provide programming, training and education to encourage good work habits and positive-social interaction



## Agency Overview

***“The Department is charged with the supervision, custody and correctional programming of convicted adult offenders”***

The Department of Corrections is a public safety agency that is charged with the supervision, custody, and correctional programming of convicted adult offenders who are sentenced by the state Courts for a period of incarceration in State prisons.

The Department has funding and oversight responsibilities for the State’s eight Judicial District Departments of Correctional Services, which provide the community supervision and correctional services component of Iowa’s adult correctional system across the state. The legislatively appropriated budget is administered and allocated by the Department of Corrections, and the Department oversees the Districts’ compliance with requirements of the Iowa Administrative Code through an annual purchase of service agreement with the Department of Corrections which sets forth programming, administrative, financial and operational requirements

Under the leadership of John Baldwin, the Department is structured into five main divisions: Administration, Western Region, Eastern Region, Offender Services and Iowa Prison Industries. Support process operations include Policy and Legal, Training and Professional Development, Information Technology, Human Services, Offender Services, Security, Education, Safety and Health, Victim Services, Media and Public Relations and Investigative Services. The Department oversees a General Fund budget of over \$346,000,000.00 for FY12.

DOC activities and operations are administered by a Director, appointed by the Governor and advised by the Corrections Board, and a DOC executive staff. A Director appointed by the District Board administers each of the District Departments.

Iowa’s corrections system, comprised of institution and community services, provides a continuum of custody, supervision, and correctional programming for adult offenders. Recognition of the ultimate release of most offenders makes targeted programming, release preparation and planning, and transitioning key. Effectively and efficiently managing offenders in accordance with their risk and criminogenic need (those needs that contribute to criminality) is an ongoing focus.

Currently the Iowa corrections system employs approximately 3,800 staff, houses approximately 8,780 offenders in prison, and supervises 29,000 offenders in the community.

Programming, housing and services must address the myriad of needs presented by the growing offender population. Special programming and supervision needs are provided for offenders with medical, mental health, developmental needs as well as the special legal requirements that may be called for because of the nature of the offender’s crime (sex offenders, methamphetamine offenders, etc.)

The Department operates nine major correctional institutions that provide custody ranging from maximum to minimum and operate twenty-four hours a day throughout the year. The Department is responsible for providing “control, treatment, and rehabilitation of offenders committed under law” to its institutions.

This is accomplished by the classification of offenders to identify their security risk and their individual offender needs that contribute to their criminality, and assignment to supervision levels and correctional interventions that will address those needs.

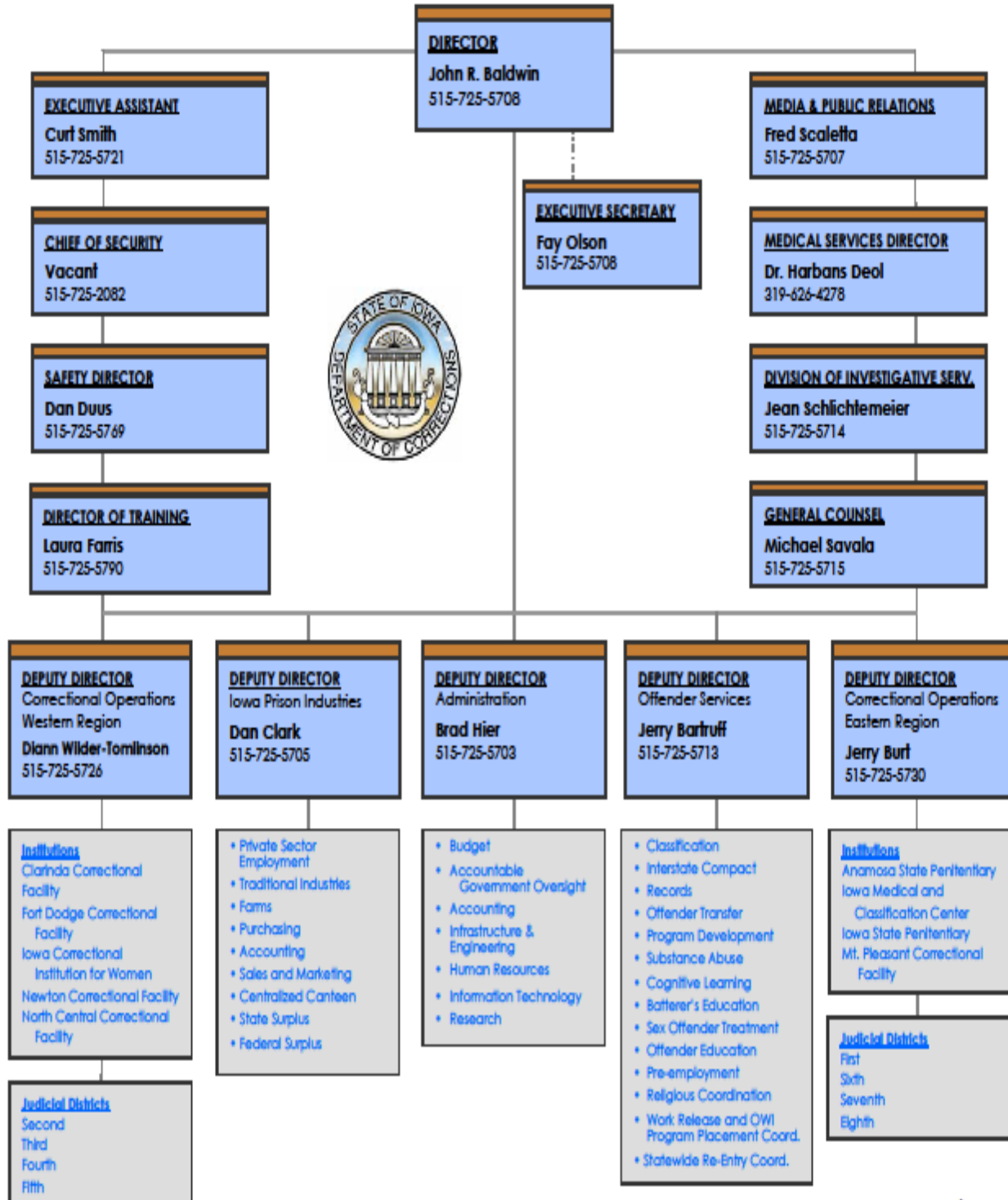
Iowa’s eight Judicial District Departments of Correctional services provide correctional supervision in all ninety nine counties that range from minimum to intensive and residential housing. These correctional services are provided to offenders of pre trial release, probation, parole, OWI or work release legal status. Each district has a number of satellite offices in communities around the state and operates twenty residential facilities. Judicial District programs utilize the resources of community partners (such as mental health, substance abuse, education) that exist in those communities.


Offender case planning creates the road map that guides the corrections system as the offender moves through the correctional continuum. This Reentry Case Plan not only ensures that each offender is managed and transitioned in a manner that is most effective for that offender but also that correctional resources are aligned where and when offenders most require them.

Iowa Prison Industries operates offender training and employment opportunities at Iowa’s institutions and in the private sector. Work programs include furniture, farming, printing, and private sector employment projects. Work programs develop work skills and attitudes that can enhance an offender’s ability to maintain employment upon release as well as to meet their financial obligations to their families and victims of their crimes.

# Organizational Chart

## Iowa Department of Corrections – Central Office





# Quick Facts

July 2011

Visit our Website at [www.doc.state.ia.us](http://www.doc.state.ia.us)

## Quick Facts about Employees

(Employee Counts as of July 1, 2011)

### Number of Employees

|                | <u>Filled FTE's</u> |
|----------------|---------------------|
| Institutions   | 2,753               |
| Community      | 1,073               |
| Central Office | 41                  |

### Diversity Profile of Full-Time Employees

|                 | <u>Prisons</u> | <u>CBC</u> |
|-----------------|----------------|------------|
| Female          | 31.2%          | 54.1%      |
| People of Color | 6.1%           | 10.8%      |

## Quick Facts about Finance

### Operating Budget FY 2012

|               |               |
|---------------|---------------|
| General Fund  | \$346,387,210 |
| Other Revenue | \$25,007,990  |

## Quick Facts about Offenders

(Offender Counts as of July 1, 2011)

### Offenders Supervised in the Community

(includes offenders in virtual tracking)

|                                |        |
|--------------------------------|--------|
| Probation                      | 22,548 |
| Parole                         | 3,189  |
| Special Sentence Parole        | 320    |
| Pretrial Release w/Supervision | 1,322  |
| Residential Facilities         | 1,753  |
| Other                          | 9      |
| Total                          | 29,141 |

Offenders in Prison 8,778

### Offenders Served (FY 2011)

|           |        |
|-----------|--------|
| Community | 56,893 |
| Prisons   | 13,461 |

### Prison Population Forecast

|           |       |           |        |
|-----------|-------|-----------|--------|
| July 2011 | 8,935 | July 2016 | 9,946  |
| July 2012 | 8,952 | July 2017 | 10,079 |
| July 2013 | 9,277 | July 2018 | 10,206 |
| July 2014 | 9,562 | July 2019 | 10,314 |
| July 2015 | 9,765 | July 2020 | 10,409 |

### Community-Outcomes (FY 2011)

|   |     |
|---|-----|
| Successful  | 72% |
| Unsuccessful  | 19% |
| Administrative  | 8%  |
| Intermediate Sanction<br>(includes field and residential) | 1%  |

### % Victim Restitution Paid in Full at Discharge (FY 2011)

|         |       |
|---------|-------|
| Prisons | 18.0% |
| CBC     | 33.3% |

## Quick Facts about Offender Profile

(Offender Counts as of July 1, 2011)

### Demographics of Offenders

| <u>Gender</u> | <u>CBC</u> | <u>Prison</u> | <u>Total</u> | <u>% of Total</u> |
|---------------|------------|---------------|--------------|-------------------|
| Women         | 7,317      | 687           | 8,004        | 21.1%             |
| Men           | 21,790     | 8,091         | 29,881       | 78.8%             |
| Unknown       | 34         | 0             | 34           | .1%               |

### Race

|                  |        |       |        |       |
|------------------|--------|-------|--------|-------|
| Asian            | 270    | 72    | 342    | 0.9%  |
| African American | 4,199  | 2,273 | 6,472  | 17.1% |
| Hispanic         | 1,429  | 587   | 2,016  | 5.3%  |
| American Indian  | 303    | 163   | 466    | 1.2%  |
| White            | 22,792 | 5,682 | 28,474 | 75.1% |
| Unknown          | 148    | 1     | 149    | .4%   |

### Age

|          |        |       |        |       |
|----------|--------|-------|--------|-------|
| Under 31 | 14,648 | 3471  | 18,119 | 47.8% |
| 31-50    | 11,641 | 4,173 | 15,814 | 41.7% |
| Over 50  | 2,851  | 1,134 | 3,985  | 10.5% |
| Unknown  | 1      | 0     | 1      | 0%    |

### Crime Type

|              |       |       |       |       |
|--------------|-------|-------|-------|-------|
| Violent      | 4,854 | 3,904 | 8,758 | 23.1% |
| Property     | 6,928 | 1,598 | 8,526 | 22.5% |
| Drug         | 7,954 | 1,917 | 9,871 | 26.0% |
| Other        | 533   | 688   | 1,221 | 3.2%  |
| Public Order | 8,872 | 623   | 9,495 | 25.0% |
| Unknown      | 0     | 48    | 48    | 0.1%  |

## Quick Facts Additional Information

### Prisons

|                              |         |
|------------------------------|---------|
| Average Daily Cost (FY 2011) | \$81.83 |
| Per meal cost                | \$1.91  |
| Inmates with                 |         |
| Life Sentences               | 671     |
| Mandatory Minimums           | 1,925   |

### Community

|   |         |
|---|---------|
| Average Daily Cost (FY 2011)<br>(no treatment costs included) |         |
| Residential Facilities  | \$66.88 |
| Probation/Parole  | \$3.49  |

### Recidivism

|                                 |       |
|---------------------------------|-------|
| Return Rate to Prison:          | 31.4% |
| Post-Release Reconviction Rate: |       |
| Parole                          | 20.7% |
| Prison                          | 37.5% |
| Probation                       | 9.9%  |

Reconviction rates are for felony/aggravated misdemeanors only.

Each offender was followed for three years after release or discharge

# Iowa Department Of Corrections

The mission of the  
Iowa Department of Corrections  
is:

Advance successful offender  
reentry to protect the public,  
staff,  
and offenders from  
victimization.





# People

---

## In Memory



## ICA Awards



# In Memory

---

**This section is dedicated to the memory of those loved ones that have passed away and to those of us left behind who miss them.**

Fort Dodge Correctional Facility  
Dr. Edward A Miller



Employed as a Physician from 11/1/03 – 11/19/10  
Born on 9/27/46 and passed away on 11/24/10

Fort Dodge Correctional Facility  
Michael D Swanson



Employed as a C.O. from 11/12/99 – 10/23/10  
Born on 7/7/70 and passed away on 10/23/10



# Iowa Corrections Association

## IOWA

ICA addresses the full range of our state's correctional issues. Since its inception in 1957, ICA has done so with a competent, skilled, and enthusiastic membership. The Association prides itself as being one of the strongest state correctional organizations in the nation, with nearly 350 dues paying members in 2011.

## CORRECTIONS

ICA spans a broad base of correctional programs: adult and juvenile, institutional and community, male and female. Whatever your professional realm, there is a place and need in ICA for YOU.

## ASSOCIATION

ICA is effective because its members are actively involved. Our mission is to enlighten, educate, serve, and support. ICA is corrections in Iowa.

## The current Board

### President

Julie Vantiger Hicks  
7th District CBC

### President Elect

Bruce VanderSanden  
6th District CBC

### Vice President

Steve Zdrazil  
Ft. Dodge Correctional Facility

### Secretary

Sundi Simpson  
8th District CBC

### Treasurer

Jane Jansen  
1st District CBC

### At Large

Jill Dursky  
Newton Correctional Facility



### At Large

Robin Allbee  
2nd District CBC

### At Large

Tennie Carlson  
2nd District CBC

### At Large

Katrina Carter-Larson  
Central Office

### At Large

Sarah Farrell  
7th District CBC

### At Large

Rita Mueggenberg  
2nd District CBC

# Iowa Corrections Association

## Committees

### Awards

Sally Kreamer  
Sheryl Dahm

### Membership

Rita Mueggenberg  
Russ Martin

### Registration

Steve Zdrazil  
Julie Vantiger-Hicks

### CEU's

Elizabeth Clark  
Sarah Farrell

### Multi Cultural Issues

Mary Avaux  
Tennette Carlson

### Training and Workshop

Todd Roberts  
Brian Reicks

### T-Shirts

Denise Ramsey  
Rob Humphrey

### Elections

LeAnn DeBord  
Whitney Mann

### Nominations

Sundi Simpson

### Vendor

Janet Harms

### Legislative

Robin Malmberg

### Publicity

Kelly Overton  
Don Wolter

### Women's Issues

Arlene Anderson  
Cheryl Hannah

### Rap Sheet

Jen Foltz  
Jean Johnson





# ICA Awards

---

The Awards Committee honors individuals and/or groups who have made significant contributions in the categories below. These awards were presented at the Spring Conference 2011

## **Outstanding Correctional Program—Multi Disciplinary Team Members at the Lowell Brandt Unit at IMCC**

This award is given to a group of correctional workers or a program which has shown outstanding achievement, perseverance, dedication, and/or a vision in an area of endeavor. The recipients should be employed directly in the field of corrections in the state of Iowa.

## **Lowell Brandt Iowa Corrections Association Member—Kelly Overton, 5th Judicial District**

This award is named in honor of the memory of Lowell Brandt, Warden of IMCC and 1982 ICA Member Award Recipient. An individual who has been instrumental in the development, organization and/or planning of ICA activities, programs or functions, and who is currently an active member, having been an active member for at least three years is eligible for this award.

## **Outstanding Multi-Cultural Issues Award—Marvin Spencer , 1st Judicial District**

This recipient exemplifies the spirit this award intended – by exhibiting a constructive role in multi-cultural issues and striving to innovate positive changes in corrections.

## **Larry Brimeyer Exceptional Leadership Development Award—Jim Wayne, Director of the 7th Judicial District**

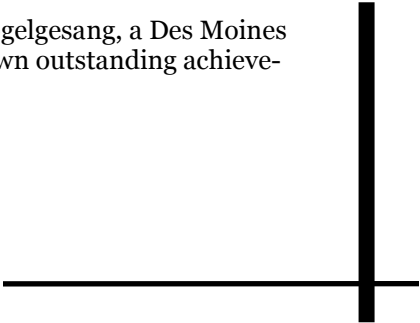
The Exceptional Leadership Development Award is named in honor of Larry Brimeyer who was the Deputy Director for the Department of Corrections Eastern Division. The winner of this award is chosen based on his or her exceptional leadership and has promoted value added activity or service to the agency. This person must also be an Iowa Corrections Association Member and have achieved an outstanding accomplishment during the year.

## **Outstanding Women's Issues Award—Juli Christensen, 5th Judicial District**

This award was established to recognize an individual or group who has made a substantial positive contribution to women's issues in the field of corrections which may include issues related to women employees, offender, or victims. The recipient is not limited to paid corrections professionals; therefore, they may be a volunteer, legislator or other individual who has gained distinction through their accomplishment.

## **Outstanding Correctional Worker—Janet Lowenburg, Iowa Medical and Classification Center**

The Outstanding Correctional Worker is given in honor and memory of Bernie Vogelgesang, a Des Moines Fifth Judicial District corrections worker. It is given to an individual who has shown outstanding achievement, perseverance, dedication and/or vision in one of several areas of endeavor.



The logo graphic consists of several overlapping squares in shades of blue and white, with a thick black vertical line intersecting them. A horizontal black line runs across the page below the logo and title.

# ICA Awards

**Outstanding Victim Assistance—Kim Smith, 5th Judicial District**

This award is presented to an individual or group of individuals who has had a significant, positive impact on victim's issues, including but not limited to length of service, volunteer work, accomplishments and recognition by the community, particularly victims' groups. Recipient may be a paid corrections employee.

**Outstanding Public Official - State Representative Lance Horbach**

This award is presented to a group or individual, elected or appointed to public office or employed by a public agency or contractor who has shown excellent support for the progressive goals of corrections. This recipient need not be an Iowan to win.

**Outstanding Citizen Award—6th District group called Dinner at our House**

This award is presented to an individual or group who has had a significant, positive impact on corrections in the State of Iowa. The recipient should not currently be a paid corrections employee. Their efforts, whether in the public or private sector, may have been relatively unsung or widely acclaimed presently or previously within a community or statewide.

# ICA Miscellaneous

## 2011 ICA Scholarship Recipients



Olivia Noelle Barnes received the "child of an ICA member" scholarship. She is the daughter of Janet Neuschwanger, 2nd District. She will attend Wartburg College majoring in Psychology/Secondary Education



Debbie Moore received the "ICA member" scholarship. She is attending Drake University for her masters in school counseling.

## Iowa ICA Conferences

The Spring Conference was held in Bettendorf, IA, May 11 - 13, 2011 at the Isle of Capri Resort. The event, tri-chaired by Angie Morris, Tom McNamara and Jennifer Rice was a huge success.

The 2011 ICA Fall Conference was held at the Sheraton in Iowa City, IA, October 12-14, 2011. Tri-Chairs Becky Schneider, Beth Skinner and Todd Roberts planned a great conference.



## 2011 Legislative Session

---

The department worked with legislators during the 2010 legislative session on a number of issues, but the six priority issues for the department were, budget, Senate File 2088, Senate File 2303, Senate File 2344, Senate File, 205 and Senate Study Bill 3041.

### **Budget**

The Governor and the legislature restored much of the 10% cut that was made prior to the session.

### **Senate Study Bill 3041**

An act relating to the increase in the supervision fees of person's under supervision of a judicial district department of correctional services.

No consideration was given to the Bill by the General Assembly consequently the supervision fee for offenders remain the same.

### **Senate File 2344**

"The correctional facility at Newton shall be utilized as a correctional facility. The facility may include minimum security facilities and violator facilities pursuant to section 904.207."

Passed by the General Assembly

Signed by the Governor April 21, 2010.

The General Assembly in 2009 cut funding for the violator programs at the institutions but left the requirement that the Newton facility have a violator program. This language strikes "shall" and inserts "may" instead.

### **Senate File 2303**

"A person paroled who has a detainer lodged against the person under the provisions of Chapter 821 may be paroled directly to the receiving state rather than to a residential facility operated by a judicial district department of correctional services in this state."

Passed by the General Assembly, signed by the Governor March 19, 2010.

Prior to this legislation a person serving a sentence under Section 902.12 had to begin their parole in a CBC facility before they could be released to the state holding a detainer for the offender. This legislation allows the department to release the parolee directly from the institution to the state holding the detainer rather than the offender being paroled to a CBC facility and then sent to the state holding the detainer. The department felt that this was a public safety issue.

### **Senate File 2088**

Concerning State Government Reorganization and Efficiency.

Passed by the General Assembly

Signed by the Governor March 10, 2010

Requires the judicial districts to use the state budget system in reporting their financial data.

Consolidation information technology.

Span of control requirements.

The Board of Corrections may reduce the number of board meetings.

The department may implement a disciplinary fee.

Sale of farm ground.

Close farm one and farm three.





## 2011 Legislative Session

---

### **Senate File 205**

“A person under supervision of a district department, who assaults another person as defined in Section 708.1 by biting, casting bodily fluids, or acting in a manner that results in the exchange of bodily fluid, shall submit to the withdrawal of a bodily specimen for testing to determine if the person is infected with a contagious infectious disease.”

Passed by the General Assembly

Signed by the Governor March 19, 2010

Prior to the passage of Senate File 205 judicial districts could not order the testing of offenders under their supervision who assaulted employee's of the district. This language allows for such testing.



## Regional Operations

---



Jerry Burt, Deputy Director  
Eastern Region  
Diann Wilder-Tomlinson,  
Deputy Director Western Region

FY 2011 presented numerous challenges as staff throughout the Department of Corrections sought to maintain its focus on providing high quality services to offenders and taxpayers in an era of continuing diminished resources.

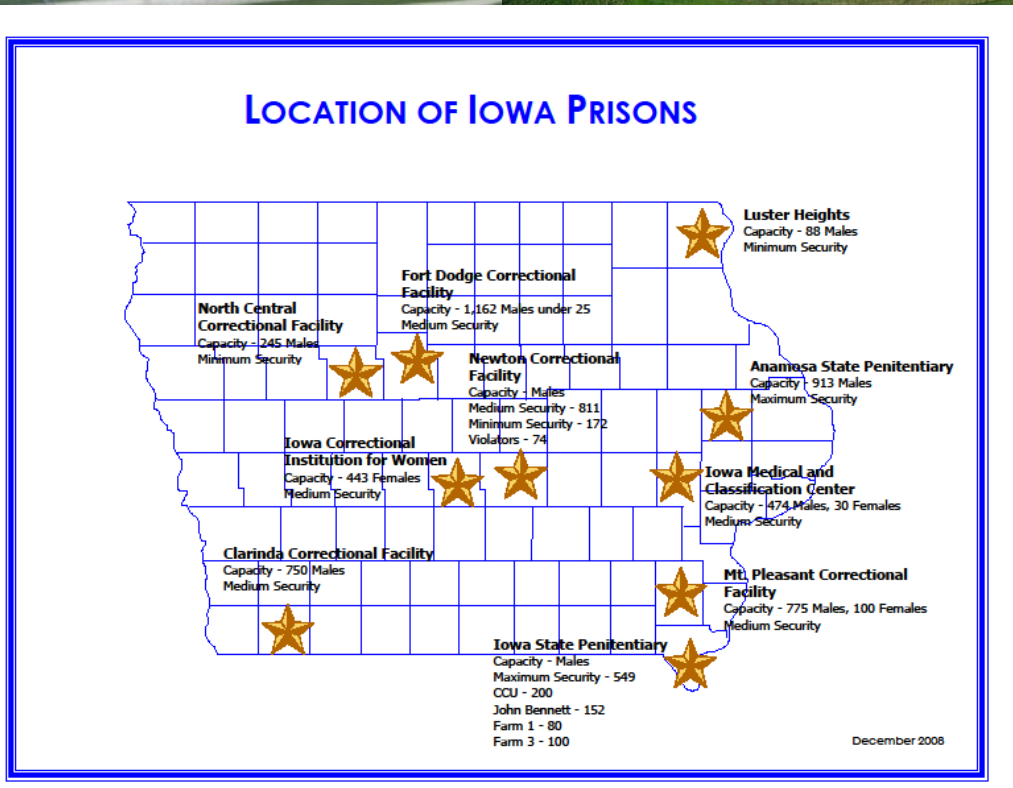
Our work toward successful reentry of offenders to the community, the heart of the mission of the DOC, takes many forms. From community supervision and programs that focus on diversion of low risk offenders from the prison system, to institutional programs and services designed to assist offenders in developing the skills and attitudes necessary for community living, to post institutional supervision and programs; our staff work to hold offenders accountable as they provide the help offenders need to make real changes in their lives.

Neither punishment, nor accountability, nor programs and services alone provide what is needed to facilitate the change from law breaker to law abiding citizen. Evidence—as well as the experiences of our staff—clearly show that those changes are made possible when staff demonstrate the positive pro-social attitudes and behavior we seek to foster in those with whom we work. We are indeed fortunate that our staff, by and large, not only recognize the importance of their efforts but model the behaviors offenders need for successful reentry.

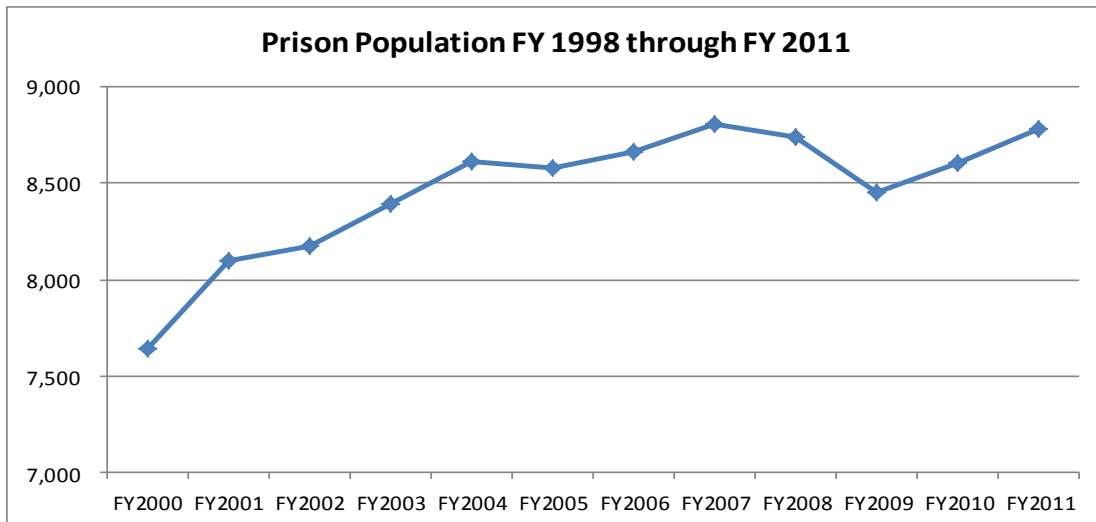
Our staff is truly our most valued asset. Without their drive for both efficiency and excellence we would be unable to sustain the “best practice” orientation and positive results for which Iowa Corrections is nationally known.



# Iowa Prisons



## The Changing Face of Iowa's Prison Population



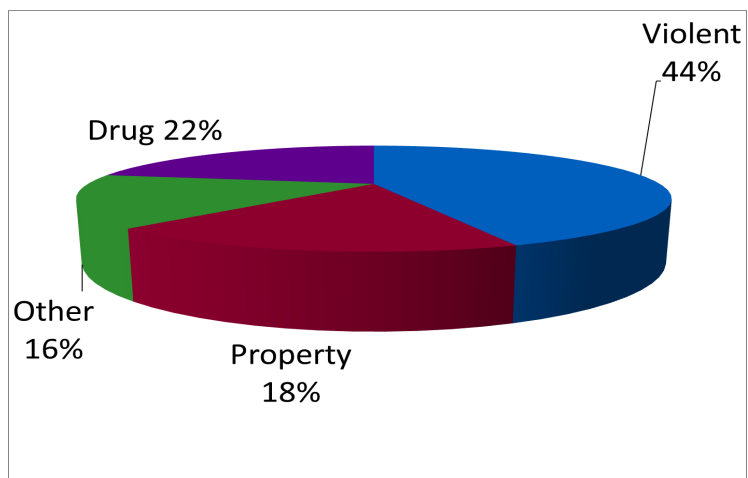
Iowa's prison population has grown from 2,890 offenders at mid-year 1988, to 7,431 offenders at mid-year 1998, to 8,778 offenders at fiscal year end 2011.

Regarding offense types, the percent of offenders serving sentences for drug crimes (as their most serious offense) has increased from two percent in 1988, to 17 percent in 1998, to 22 percent in 2011 (after reaching a high of 26 percent in FY2005). As commitments for drug offenses continue to slide, CJJP expects their representation in the prison population to also drop.

As drug offenses increased, there was an accompanying drop in property offenders over the period (40 percent in 1988 to 18 percent in 2011).

The percentage of violent offenders in Iowa's prison population, however, has remained relatively stable.

### Institution Population by Offense Type 2011



## Institution Established Locations

Iowa operates 9 correctional institutions located at:

- Fort Madison** Iowa State Penitentiary, Est. 1839 – cap 900
- Anamosa** Anamosa State Penitentiary, Est. 1872 – cap 999
- Oakdale** Iowa Medical and Classification Center, Est. 1969 – cap 585
- Mt. Pleasant** Mt. Pleasant Correctional Facility, Est. 1977 – cap 874
- Newton** Newton Correctional Facility, Est. 1963 – cap 1,014
- Rockwell City** North Central Correctional Facility, Est. 1982 – cap 245
- Clarinda** Clarinda Correctional Facility, Est. 1980 – cap 975
- Mitchellville** Iowa Correctional Inst. for Women, Est. 1982 – cap 455
- Fort Dodge** Fort Dodge Correctional Facility, Est. 1998 – Cap 1,162

**Total Capacity is 7,209**

**Total facilities space is 3,787,000 square feet.**

## What are the characteristics of an “average” institution offender?

### Race Breakdown

|                  |       |        |
|------------------|-------|--------|
| White            | 5,682 | 64.73% |
| African American | 2,273 | 25.89% |
| Native American  | 163   | 1.86%  |
| Asian            | 72    | 0.82%  |
| Hispanic         | 587   | 6.69%  |
| Unknown          | 1     | 0.01%  |

### Iowa Adult Commitments

|      |       |
|------|-------|
| 1 -  | 5,383 |
| 2 -  | 1,646 |
| 3 -  | 707   |
| 4 -  | 326   |
| 5 -  | 145   |
| 6 -  | 64    |
| 7 -  | 26    |
| 8 -  | 11    |
| 9+ - | 03    |

**Average Age is 36**

### Offenders with...

|                   |       |
|-------------------|-------|
| Life Sentences    | 67    |
| Mandatory Minimum | 1,925 |

### No. of Sentences Per Offender

|     |       |      |     |
|-----|-------|------|-----|
| 1 - | 3,138 | 6 -  | 244 |
| 2 - | 2,608 | 7 -  | 109 |
| 3 - | 1,294 | 8 -  | 74  |
| 4 - | 794   | 9+ - | 147 |
| 5 - | 350   |      |     |

### Education Level –

Average Education is 11.6

### Sentences (Years)

|                  |       |
|------------------|-------|
| < 1 year         | 0     |
| 1 to < 3 yrs.    | 388   |
| 3 to < 5 years   | 130   |
| 5 to < 10 years  | 1,747 |
| 10 to < 20 years | 2,956 |
| 20 to < 40 years | 2099  |
| 40+ years        | 740   |
| Life             | 671   |
| Unknown          | 57    |

### Dependents

Average Dependents per offender – 2.3

**Average Reading Level – 9.5**

### Crime Types

|              |       |       |
|--------------|-------|-------|
| Violent      | 3,904 | 44.7% |
| Drug         | 1,917 | 22.0% |
| Property     | 1,598 | 18.3% |
| Public Order | 623   | 7.1%  |
| Other        | 688   | 7.9%  |

Data as of 6/30/11

## Prison Services Statewide—Snapshot

| Supervision Status | Active at Start<br>7-1-10 | New Admits<br>FY11 | Closures<br>FY11 | Active at<br>End<br>6-30-11 | Offenders<br>Served |
|--------------------|---------------------------|--------------------|------------------|-----------------------------|---------------------|
| OWI Continuum      | 1                         |                    |                  | 1                           | 1                   |
| Parole             | 161                       | 263                | 43               | 148                         | 424                 |
| Prison             | 8251                      | 4524               | 4404             | 8510                        | 12775               |
| Prison Compact     | 30                        | 9                  | 6                | 33                          | 39                  |
| Prison Safekeeper  | 83                        | 45                 | 59               | 58                          | 128                 |
| Probation          | 39                        | 3                  | 41               | 1                           | 42                  |
| Special Sentence   | 20                        | 13                 | 6                | 24                          | 33                  |
| Work Release       | 6                         | 13                 | 94               | 3                           | 19                  |
| <b>Totals:</b>     | <b>8591</b>               | <b>4870</b>        | <b>4653</b>      | <b>8778</b>                 | <b>13461</b>        |

\*Offenders Served is defined as Active at Start plus New Admits

## Prison Services Statewide—New Admit

| New Admit Type                    | New Admits  | %           |
|-----------------------------------|-------------|-------------|
| New Court Commitment              | 1962        | 40.3%       |
| Prison Safekeeper—Patient Program | 40          | 0.8%        |
| Prison Safekeeper—CCUSO Pretrial  | 3           | 0.1%        |
| Probation Revoked                 | 1539        | 31.6%       |
| Parole Revoked                    | 439         | 9.0%        |
| Escape Returns                    | 3           | 0.1%        |
| Work Release Revoked              | 413         | 8.5%        |
| OWI Continuum Revoked             | 88          | 1.8%        |
| Special Sentence Revocations      | 60          | 1.3%        |
| County Jail Holds                 | 287         | 5.9%        |
| Other                             | 36          | 0.6%        |
| <b>Admit Type Totals:</b>         | <b>4870</b> | <b>100%</b> |

## Prison Services Statewide—Closure Reason

| Closure Type                | Closures    | %           |
|-----------------------------|-------------|-------------|
| Release to Work Release     | 1160        | 24.9%       |
| Release to OWI Facility     | 188         | 4.0%        |
| Parole Releases             | 1432        | 30.8%       |
| Release to Shock Probation  | 110         | 2.4%        |
| Expiration of Sentence      | 1373        | 29.5%       |
| Release to Special Sentence | 64          | 1.4%        |
| County Jail Holds           |             |             |
| Other Releases              | 328         | 7.0%        |
| <b>Totals:</b>              | <b>4655</b> | <b>100%</b> |

## Prison Services Statewide—Closure

|                                | Administra-<br>tive | Successful  | Unsuccess-<br>ful | Other    | Totals      |
|--------------------------------|---------------------|-------------|-------------------|----------|-------------|
| Parole                         | 11                  | 27          | 5                 | 0        | 43          |
| Prison                         | 60                  | 4344        | 0                 | 2        | 4406        |
| Prison Compact                 | 6                   | 0           | 0                 | 0        | 6           |
| Prison Safekeeper              | 51                  | 6           | 2                 | 0        | 59          |
| Probation                      | 0                   | 38          | 0                 | 3        | 41          |
| Special Sentence               | 1                   | 5           | 0                 | 0        | 6           |
| Work Release                   | 3                   | 82          | 9                 | 0        | 94          |
| <b>Closure Category Totals</b> | <b>132</b>          | <b>4502</b> | <b>16</b>         | <b>5</b> | <b>4655</b> |

## Prison Services Statewide—Intervention Programs

|  | Active at Start 7/1/10 | New Admits FY11 | Closures FY11 | Active At End 6/30/11 | Offenders Served* |
|--|------------------------|-----------------|---------------|-----------------------|-------------------|
| Ad Seg 8                                       | 3                      |                 |               | 3                     | 3                 |
| RIVERS   | 4                      |                 |               |                       | 4                 |
| Sex Offender Program                           | 172                    | 128             | 155           | 143                   | 300               |
| Sex Offender Program – Short Term              | 7                      |                 |               | 7                     | 7                 |
| Sex Offender Program – Special Needs           | 49                     | 61              | 57            | 53                    | 110               |
| Violator Program – Regular (prison data entry) | 37                     |                 | 38            |                       | 37                |
| <b>Total:</b>                                  | <b>272</b>             | <b>189</b>      | <b>250</b>    | <b>206</b>            | <b>461</b>        |

\*Offenders Served is defined as Active at Start plus New Admits

## Prison Services Statewide-Intervention Programs by Closure Category

|  | Administrative | Successful | Unsuccessful | Total      |
|--|----------------|------------|--------------|------------|
| Ad Seg 8                                       | 3              |            |              | 3          |
| Sex Offender Program                           | 9              | 114        | 26           | 149        |
| Sex Offender Program – Special Needs           | 14             | 26         | 17           | 57         |
| Violator Program – Regular (prison data entry) | 1              | 36         | 1            | 41         |
| <b>Totals</b>                                  | <b>24</b>      | <b>176</b> | <b>44</b>    | <b>250</b> |



# 25 Assessments Submitted FY11

## ASSESSMENTS SUBMITTED FY11

| AssessmentTool                               | ASP   | CCF   | FDCF  | ICIW  | IMCC   | ISP   | MPCF  | NCCF  | NCF   | Prisons | Districts | ICC | CO | Statewide Totals |
|--|-------|-------|-------|-------|--------|-------|-------|-------|-------|---------|-----------|-----|----|------------------|
| ACUTE 2007                                   |       |       |       |       |        |       |       |       |       | 0       | 1,401     |     |    | 1,401            |
| ASAM PPC2R                                   |       |       | 13    |       | 2,415  |       | 2     |       |       | 2,430   | 43        |     |    | 2,473            |
| Beta II IQ                                   |       |       |       |       | 2,712  |       |       |       |       | 2,712   | 0         |     |    | 2,712            |
| Board of Parole Ordered                      |       |       |       |       |        |       |       |       |       | 0       | 18        |     |    | 18               |
| CASAS Employability Competency System        |       |       |       |       | 84     |       | 56    |       | 439   | 579     | 0         |     |    | 579              |
| CASAS Life Skills                            |       | 91    |       |       |        | 12    | 26    |       | 120   | 249     | 0         |     |    | 249              |
| Colors                                       |       |       |       |       |        |       |       |       |       | 0       | 114       |     |    | 114              |
| Court Ordered                                |       |       |       |       |        |       |       |       |       | 0       | 2,467     |     |    | 2,467            |
| Criminal Sentiments Scale                    |       | 1     |       |       |        |       |       |       | 11    | 12      | 778       |     |    | 790              |
| Female Custody Classification                |       |       |       | 615   | 980    |       | 21    |       |       | 1,616   | 0         |     |    | 1,616            |
| Female Custody Reclassification              |       |       |       | 804   | 84     |       | 56    |       |       | 944     | 0         |     |    | 944              |
| Iowa Head Injury Screening Instrument        | 33    |       |       |       | 2,356  | 2     |       |       |       | 2,391   | 0         |     |    | 2,391            |
| Iowa Risk Assessment                         |       |       |       |       |        |       |       |       |       | 0       | 16,105    |     |    | 16,105           |
| Iowa Risk Reassessment                       |       |       |       |       |        |       |       |       |       | 0       | 33,850    |     |    | 33,850           |
| ISORA  |       |       |       |       | 4      |       | 5     |       |       | 9       | 257       |     |    | 266              |
| ISORA/Static-99-R Combined                   |       |       |       |       |        |       |       |       |       | 0       | 129       |     |    | 129              |
| ISORA8                                       |       |       |       |       |        |       | 1     |       |       | 1       | 2         |     |    | 3                |
| Jesness                                      |       |       |       |       | 2,594  |       |       |       | 1     | 2,595   | 5,182     |     |    | 7,777            |
| LSI_R  | 131   | 324   | 76    | 156   | 2,198  | 89    | 210   | 365   | 272   | 3,821   | 16,753    |     | 1  | 20,575           |
| LSI_R Trailer Institution                    |       |       |       | 6     |        |       |       |       |       | 6       | 0         |     |    | 6                |
| LSI_R Trailer Pre-Release                    |       |       |       | 19    |        |       |       |       |       | 19      | 0         |     |    | 19               |
| LSI_R Trailer Probation/Parole               |       |       |       |       |        |       |       |       |       | 0       | 314       |     |    | 314              |
| Male Custody Classification                  | 41    | 85    | 217   |       | 7,628  | 233   | 178   | 618   | 618   | 9,618   | 0         | 1   | 9  | 9,628            |
| Male Custody Reclassification                | 1,778 | 862   | 1,151 |       | 1,017  | 1,335 | 945   | 1,053 | 1,404 | 9,545   | 0         |     | 26 | 9,571            |
| MIFVPP                                       | 23    | 107   | 100   |       |        |       | 34    | 16    | 83    | 363     | 0         |     |    | 363              |
| MMPI   |       | 1     |       |       |        |       |       |       |       | 1       | 0         |     |    | 1                |
| OWI Continuum Worksheet II                   |       |       |       |       |        |       |       |       |       | 0       | 537       |     |    | 537              |
| Professional Judgment                        |       |       |       | 13    | 1      |       |       |       |       | 14      | 1,529     |     |    | 1,543            |
| Psychosexual Assessment                      |       |       |       |       |        |       |       |       |       | 0       | 74        |     |    | 74               |
| SASSI  |       |       | 23    |       |        |       |       |       |       | 23      | 41        |     |    | 64               |
| Sexual Violence Propensity - Female Offender |       |       |       | 9     | 576    |       | 29    |       |       | 614     | 184       |     | 5  | 803              |
| Sexual Violence Propensity - Male Offender   | 70    | 41    | 20    |       | 4,612  | 111   | 70    | 61    | 13    | 4,998   | 673       |     | 32 | 5,703            |
| SIR  | 1     | 4     | 1     |       | 4,220  |       |       |       | 14    | 4,240   | 0         |     |    | 4,240            |
| Stable 2007                                  |       |       |       |       |        |       | 116   |       |       | 116     | 536       |     |    | 652              |
| Static-99                                    |       |       |       |       |        |       | 3     |       |       | 3       | 1         |     |    | 4                |
| Static-99-R                                  |       |       |       |       | 5      |       | 185   | 1     |       | 191     | 449       |     |    | 640              |
| TABE   | 50    | 198   | 114   | 34    | 2,556  | 27    | 62    | 45    | 48    | 3,134   | 3         |     |    | 3,137            |
| TCU Drug                                     |       |       |       |       | 4,535  |       |       |       |       | 4,535   | 22        |     |    | 4,557            |
| URICA  | 33    |       |       |       | 2,383  |       |       |       |       | 2,416   | 0         |     |    | 2,416            |
| Wais-R IQ                                    |       | 5     |       |       |        |       |       |       | 1     | 6       | 0         |     |    | 6                |
|  | 2,160 | 1,719 | 1,715 | 1,656 | 40,960 | 1,809 | 1,999 | 2,160 | 3,023 | 57,201  | 81,462    | 1   | 73 | 138,737          |



### **Offenders on EMS**

Beginning in FY2010 the Iowa Department of Corrections began an electronic monitoring program for prison inmates convicted of serious offenses who the Iowa Board of Parole indicated should begin preparing for reentry. The offenders are minimum custody inmates, and are required to be on EMS while working outside the secure perimeter of the institutions. A total of 13 prisoners were on EMS as of 6-30-2011.

| <b>EMS Type</b>                     | <b>Active at Start 7/1/10</b> | <b>New Admissions FY 11</b> | <b>Closures FY11</b> | <b>Active at End 6/30/2011</b> |
|-------------------------------------|-------------------------------|-----------------------------|----------------------|--------------------------------|
| <b>Global Positioning Satellite</b> | 5                             | 17                          | 9                    | 13                             |

The nine closures were successfully closed.




# Community Based Corrections



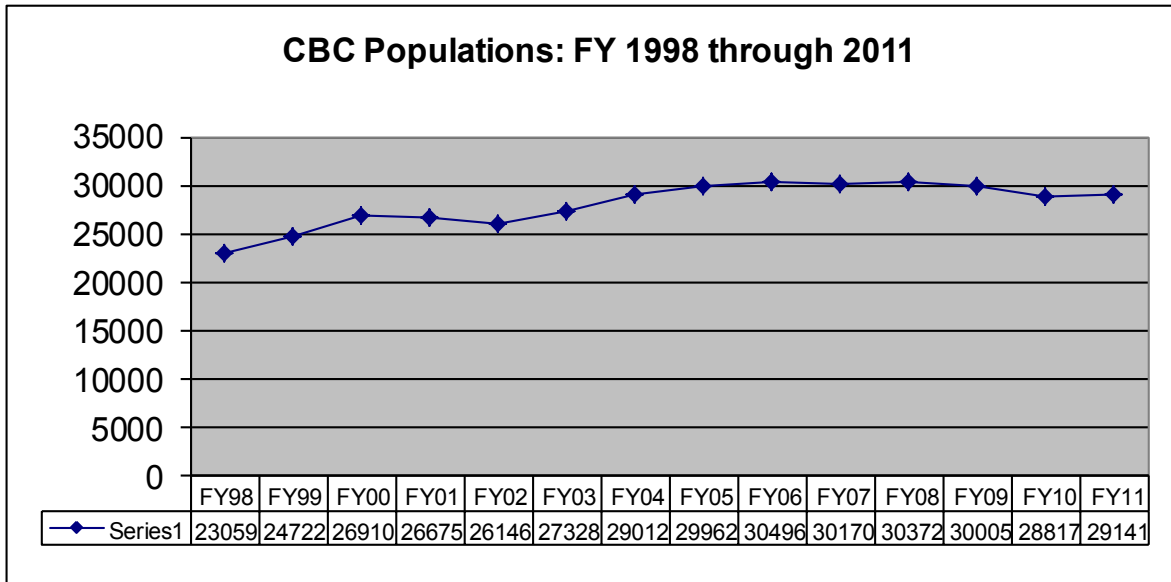
**Iowa Department of Corrections  
COMMUNITY-BASED CORRECTIONS**

|   |            |           |           |            |            |             |           |           |            |   |            |         |  |  |  |  |  |  |  |  |  |  |
|---|------------|-----------|-----------|------------|------------|-------------|-----------|-----------|------------|---|------------|---------|--|--|--|--|--|--|--|--|--|--|
| <b>Second Judicial District</b><br>510 Main Street - P. O. Box 623<br>Ames, IA 50010-0623<br>515/232-1511 Fax: 515/232-9453 |            |           |           |            |            |             |           |           |            | <b>First Judicial District</b><br>314 East Sixth Street<br>P. O. Box 4030<br>Waterloo, IA 50704-4030<br>319/291-2015<br>Fax: 319/291-3947<br><a href="http://www.cedarnet.org/dcs1jd">www.cedarnet.org/dcs1jd</a> |            |         |  |  |  |  |  |  |  |  |  |  |
| Lyon  | Osceola    | Dickinson | Emmet     | Kossuth    | Winneshago | Worth       | Mitchell  | Howard    | Winneshiek | Allamakee   |            |         |  |  |  |  |  |  |  |  |  |  |
| Sioux   | O'Brien    | Clay      | Palo Alto |            | Hancock    | Carro Gordo | Floyd     | Chickasaw |            |   |            |         |  |  |  |  |  |  |  |  |  |  |
| <b>Third Judicial District</b><br>515 Water Street<br>Sioux City, IA 51103<br>712/252-0590<br>Fax: 712/252-0634             |            |           |           |            |            |             |           |           |            | <b>Sixth Judicial District</b><br>William G. Faches Center<br>951 - 29th Avenue, SW<br>Cedar Rapids, IA 52404<br>319/398-367<br>Fax: 319/398-3684<br><a href="http://www.iowacbc.org">www.iowacbc.org</a>         |            |         |  |  |  |  |  |  |  |  |  |  |
| Plymouth  | Charles    | Emmet     | Vinton    | Pocahontas | Humboldt   | Wright      | Franklin  | Buier     | Brewer     | Fayette   | Clayton    |         |  |  |  |  |  |  |  |  |  |  |
| Woodbury  | Ida        | Sac       | Calhoun   | Webster    |            | Hamilton    | Hardin    | Grundy    | Blackhawk  | Buchanan  | Delaware   | Dubuque |  |  |  |  |  |  |  |  |  |  |
| Monona  | Crawford   | Carroll   | Greene    | Boone      | Story      | Marshall    | Texas     | Beuton    | Linn       | Jones   | Jackson    |         |  |  |  |  |  |  |  |  |  |  |
| <b>Fourth Judicial District</b><br>801 South Tenth Street<br>Council Bluffs, IA 51501<br>712/325-4943<br>Fax: 712/325-0312  |            |           |           |            |            |             |           |           |            | <b>Seventh Judicial District</b><br>605 Main Street<br>Davenport, IA 52803-5244<br>563/322-7986<br>Fax: 563/324-2063  |            |         |  |  |  |  |  |  |  |  |  |  |
| Harrison  | Stalby     | Andrew    | Guthrie   | Dallas     | Pell       | Jasper      | Poweshiek | Iowa      | Johnson    | Cedar   | Climax     | Scott   |  |  |  |  |  |  |  |  |  |  |
| Pottawattamie   | Cass       | Adair     | Madison   | Warren     | Marion     | Mahaska     | Keokuk    |           | Washington | Linn  | Muscatine  |         |  |  |  |  |  |  |  |  |  |  |
| Mills   | Montgomery | Adams     | Union     | Clarke     | Lucas      | Monroe      |           | Wapello   | Jefferson  | Henry   | Des Moines |         |  |  |  |  |  |  |  |  |  |  |
| Franklin  | Page       |           | Taylor    | Ringgold   | Decatur    |             |           | Wayne     | Appanoose  | Davis   | Van Buren  | Lee     |  |  |  |  |  |  |  |  |  |  |
| <b>Fifth Judicial District</b><br>1000 Washington Avenue<br>Des Moines, IA 50314<br>515/242-6582<br>Fax: 515/242-6656       |            |           |           |            |            |             |           |           |            | <b>Eighth Judicial District</b><br>1805 West Jefferson<br>P. O. Box 1060<br>Fairfield, IA 52556-1060<br>641/472-4242<br>Fax: 641/472-9966<br><a href="http://www.8thjdcbc.com">www.8thjdcbc.com</a>               |            |         |  |  |  |  |  |  |  |  |  |  |

September 2008



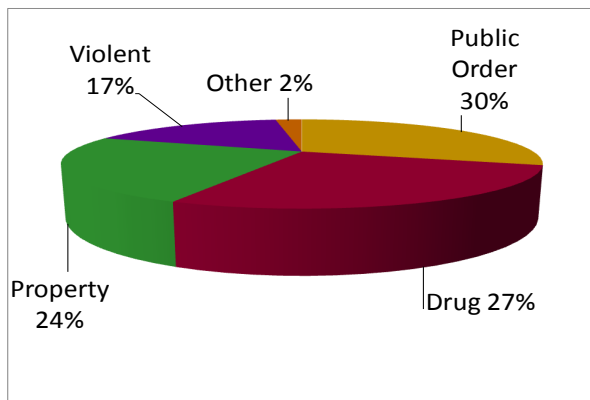
# The Changing Face of Iowa's Community Based Corrections



Iowa's CBC population has grown from 16,574 offenders at mid-year 1988, to 23,059 at midyear 1998, to 29,141 offenders at fiscal year end 2011. In addition to the large increase in offenders, the offender population has changed in regard to offense type, age, race/ethnicity and sex.

Regarding offense types, in 2011, the percent of Community Based Corrections offenders serving sentences for drug crimes (as their most serious offense) has decreased, while the percent serving sentences for property crimes has decreased, and the proportion of violent offenders has increased.

## CBC Polulation by Offense Type 2011



**Iowa's CBC population has grown from 16,574 offenders at mid-year 1988 to 29,141 offenders at fiscal year 2011**

(Includes Interstate Compact supervised in Iowa)  
 Data Source FY2011 on: Iowa Justice Data Warehouse



## What are the characteristics of an "average" CBC offender?

### Race Breakdown

|                  |        |        |
|------------------|--------|--------|
| White            | 22,792 | 78.21% |
| African American | 4,199  | 14.41% |
| Native American  | 303    | 1.04%  |
| Asian            | 270    | 0.93%  |
| Hispanic         | 1,429  | 4.90%  |
| Unknown          | 148    | 0.51%  |

### Age

|          |        |
|----------|--------|
| Under 31 | 14,648 |
| 31-50    | 11,641 |
| Over 50  | 2,851  |
| Unknown  | 1      |

### Gender

|         |        |
|---------|--------|
| Male    | 21,790 |
| Female  | 7,317  |
| Unknown | 34     |

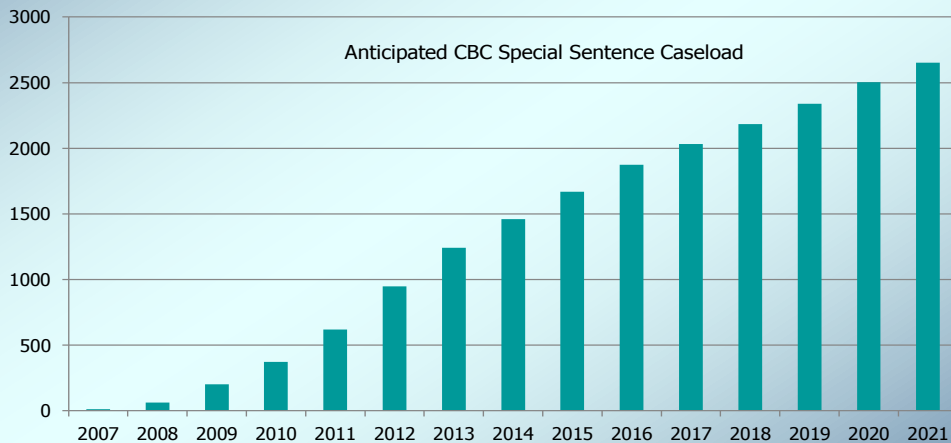
### Crime Types

|              |       |        |
|--------------|-------|--------|
| Public Order | 8,872 | 30.45% |
| Drug         | 7,954 | 27.29% |
| Property     | 6,928 | 23.77% |
| Violent      | 4,854 | 16.66% |
| Other        | 533   | 1.83%  |
| Unknown      | 0     | 0%     |

Data as of 6/30/11

## Major Reentry Issue: Growth of CBC Sex Offenders

Increases in specialized caseloads, electronic monitoring costs, and treatment resources are expected.



## CBC Field Services—Statewide Snapshot

| Supervision Status                 | Active at Start<br>7-01-10 | New Admits<br>FY11 | Closures<br>FY11 | Active at End<br>6-30-11 | Offenders Served |
|------------------------------------|----------------------------|--------------------|------------------|--------------------------|------------------|
| Interstate Compact Parole          | 304                        | 194                | 195              | 299                      | 498              |
| Interstate Compact Probation       | 1119                       | 583                | 601              | 1079                     | 1702             |
| No Correctional Supervision Status | 3                          | 54                 | 42               | 7                        | 57               |
| OWI Continuum                      | 1                          | 35                 | 3                | 2                        | 36               |
| Parole                             | 2915                       | 2228               | 2031             | 2890                     | 5143             |
| Pretrial Release With Supervision  | 1349                       | 3903               | 3885             | 1322                     | 5252             |
| Probation                          | 21291                      | 16063              | 14864            | 21469                    | 37354            |
| Special Sentence                   | 191                        | 147                | 47               | 320                      | 338              |
| <b>Statewide Total</b>             | <b>27173</b>               | <b>23207</b>       | <b>21668</b>     | <b>27338</b>             | <b>50380</b>     |

\*Offenders Served is defined as Active at Start plus New Admits

## CBC Field Services Statewide Closure

|   | Administrative | Intermedi-<br>ate Sanction | Successful   | Unsuccessful | Totals       |
|---|----------------|----------------------------|--------------|--------------|--------------|
| Interstate Compact Pa-<br>role          | 68             |                            | 122          | 5            | 195          |
| Interstate Compact Pro-<br>bation       | 179            |                            | 402          | 20           | 601          |
| No Correctional Supervi-<br>sion Status | 21             |                            | 20           | 1            | 42           |
| OWI Continuum                           |                |                            | 2            | 1            | 3            |
| Parole                                  | 15             | 139                        | 1410         | 467          | 2031         |
| Pretrial Release With<br>Supervision    | 190            |                            | 3039         | 656          | 3885         |
| Probation                               | 1080           |                            | 10991        | 2793         | 14864        |
| Special Sentence                        | 1              |                            |              | 41           | 47           |
| <b>Totals:</b>                          | <b>1554</b>    | <b>139</b>                 | <b>15986</b> | <b>3984</b>  | <b>21668</b> |

## CBC Statewide Specialties

| Specialty   | Active at Start 7/1/10 | New Admits FY11 | Closures FY11 | Active at End 6/30/11 | Offenders Served * |
|---|------------------------|-----------------|---------------|-----------------------|--------------------|
| Batterer's Education Supervision                    | 23                     | 30              | 22            | 32                    | 53                 |
| Day Reporting – Residential                         | 121                    | 641             | 625           | 147                   | 762                |
| Day Reporting Supervision                           | 2                      | 13              | 14            | 1                     | 15                 |
| Drug Court Supervision                              | 320                    | 251             | 250           | 314                   | 571                |
| Dual Diagnosis Supervision                          | 45                     | 43              | 89            | 1                     | 88                 |
| Federal BOP   | 72                     | 335             | 223           | 125                   | 407                |
| Federal Pretrial                                    | 10                     | 20              | 18            | 6                     | 30                 |
| Federal Public Law                                  | 17                     | 113             | 57            | 41                    | 130                |
| Global Positional – Satellite                       | 239                    | 265             | 268           | 235                   | 504                |
| Global Positional Satellite – Cellular              | 329                    | 373             | 369           | 329                   | 702                |
| Home Confinement – Federal Offender                 | 21                     | 150             | 120           | 34                    | 171                |
| Intensive Supervision                               | 749                    | 1005            | 1046          | 710                   | 1754               |
| Intensive Supervision – Low Functioning Offenders   | 42                     | 30              | 31            | 42                    | 72                 |
| Intensive Supervision – Pretrial Release            | 127                    | 176             | 194           | 106                   | 303                |
| Intensive Supervision Sex Offenders                 | 734                    | 615             | 523           | 809                   | 1349               |
| Intensive Supervision—Team                          | 26                     | 26              | 37            | 14                    | 52                 |
| Jail (Designated Site)                              | 7                      | 60              | 54            | 12                    | 67                 |
| Low Risk Probation                                  | 3816                   | 3118            | 3647          | 3207                  | 6934               |
| Mental Health Court                                 | 21                     | 23              | 18            | 25                    | 44                 |
| Mental Health Reentry                               | 42                     | 114             | 68            | 87                    | 156                |
| Minimum Risk Program                                | 1279                   | 588             | 1002          | 861                   | 1867               |
| One Stop Reentry                                    | 170                    | 149             | 138           | 170                   | 319                |
| OWI Pre-Placement                                   | 4                      | 133             | 125           | 12                    | 137                |
| Radio Frequency                                     | 84                     | 190             | 189           | 82                    | 274                |
| SCRAM (Secure Continuous Remote Alcohol Monitoring) | 5                      | 78              | 44            | 37                    | 83                 |
| SWAP  | 0                      | 2               | 2             | 0                     | 2                  |
| Top 25  | 16                     | 22              | 25            | 14                    | 38                 |
| Transitional Mental Health Re-Entry                 | 1                      | 56              | 15            | 37                    | 57                 |
| Video Display/Breath Alcohol Test/Radio Frequency   | 23                     | 42              | 52            | 13                    | 65                 |
| Voice Verification                                  | 1                      | 0               | 0             | 1                     | 1                  |
| WOCMM (Women Offenders Case Management Model)       | 227                    | 304             | 203           | 317                   | 531                |
| Youthful Offender Program Supervision               | 42                     | 28              | 35            | 32                    | 70                 |
| <b>Statewide Totals Specialties:</b>                | <b>8615</b>            | <b>8993</b>     | <b>9503</b>   | <b>7853</b>           | <b>17608</b>       |

\*Offenders Served is defined as Active at Start plus New Admits

## CBC Statewide Specialties Closure

|   | Adminis-<br>trative | Successful  | Unsucces-<br>ful | Other      | Totals      |
|---|---------------------|-------------|------------------|------------|-------------|
| Batterer's Education Supervision                  |                     | 19          | 3                |            | 22          |
| Day Reporting—Residential                         | 53                  | 449         | 44               | 79         | 625         |
| Day Programming Supervision                       | 3                   | 6           | 4                | 1          | 14          |
| Drug Court Supervision                            | 29                  | 101         | 112              | 8          | 250         |
| Dual Diagnosis Supervision                        | 18                  | 47          | 22               | 2          | 89          |
| Federal BOP                                       | 24                  | 157         | 41               | 1          | 223         |
| Federal Pretrial                                  | 2                   | 12          | 4                |            | 18          |
| Federal Public Law                                |                     | 46          | 10               | 1          | 57          |
| Global Positional – Satellite                     | 71                  | 114         | 42               | 41         | 268         |
| Global Positional Satellite – Cellular            | 106                 | 158         | 46               | 59         | 369         |
| Home Confinement – Federal Offender               | 7                   | 86          | 16               | 11         | 120         |
| Intensive Supervision                             | 207                 | 451         | 277              | 111        | 1046        |
| Intensive Supervision – Low Functioning Offenders | 2                   | 18          | 10               | 1          | 31          |
| Intensive Supervision – Pretrial Release          | 35                  | 114         | 38               | 7          | 194         |
| Intensive Supervision Sex Offenders               | 198                 | 165         | 125              | 35         | 523         |
| Intensive Supervision—Team                        | 4                   | 17          | 12               | 4          | 37          |
| Jail (Designated Site)                            |                     | 52          | 1                | 1          | 54          |
| Low Risk Probation                                | 192                 | 2955        | 462              | 38         | 3647        |
| Mental Health Court                               | 4                   | 10          | 2                | 2          | 18          |
| Mental Health Reentry                             | 15                  | 39          | 11               | 3          | 68          |
| Minimum Risk Program                              | 136                 | 727         | 55               | 84         | 1002        |
| One Stop Reentry                                  | 18                  | 46          | 59               | 15         | 138         |
| OWI Pre-Placement                                 | 20                  | 98          | 6                | 1          | 125         |
| Radio Frequency                                   | 10                  | 146         | 10               | 23         | 189         |
| SCRAM (Secure Continuous Remote Alcohol Monitor)  | 1                   | 37          | 2                | 4          | 44          |
| SWAP  | 1                   | 1           |                  |            | 2           |
| Top 25  | 3                   | 13          | 5                | 4          | 25          |
| Transitional Mental Health Reentry                | 1                   | 4           | 9                | 1          | 15          |
| Video Display – Breath Alcohol Test               | 3                   | 43          | 1                | 5          | 52          |
| WOCMM (Women's Offender Case Management Model)    | 55                  | 62          | 62               | 24         | 203         |
| Youthful Offender Program Supervision             | 10                  | 9           | 14               | 2          | 35          |
| <b>Totals:</b>                                    | <b>1228</b>         | <b>6202</b> | <b>1505</b>      | <b>568</b> | <b>9503</b> |



## CBC Residential Services—Statewide Snapshot

| Supervision Status                | Active at Start<br>7/1/10 | New Admits<br>FY11 | Closures<br>FY11 | Active at End<br>6/30/11 | Offenders<br>Served* |
|-----------------------------------|---------------------------|--------------------|------------------|--------------------------|----------------------|
| Federal                           | 173                       | 491                | 297              | 168                      | 664                  |
| Interstate Compact Parole         | 3                         | 2                  | 3                | 1                        | 5                    |
| Interstate Compact Probation      | 0                         | 5                  | 3                | 0                        | 5                    |
| Jail (Designated Site)            | 2                         | 10                 | 7                | 0                        | 12                   |
| OWI Continuum                     | 178                       | 453                | 455              | 175                      | 631                  |
| Parole                            | 14                        | 42                 | 37               | 13                       | 56                   |
| Pretrial Release With Supervision | 12                        | 40                 | 32               | 13                       | 52                   |
| Probation                         | 845                       | 2077               | 1852             | 899                      | 2832                 |
| Special Sentence                  | 22                        | 93                 | 68               | 42                       | 115                  |
| Work Release                      | 439                       | 1612               | 1556             | 442                      | 2051                 |
| <b>Statewide Total</b>            | <b>1688</b>               | <b>4825</b>        | <b>4339</b>      | <b>1753</b>              | <b>6513</b>          |

\*Offenders Served is defined as Active at Start plus New Admits

## CBC Residential Services—Statewide Closure Type

|                                   | Administrative | Successful  | Unsuccessful | Totals      |
|-----------------------------------|----------------|-------------|--------------|-------------|
| Federal                           | 10             | 221         | 66           | 297         |
| Interstate Compact Parole         | 1              | 2           | 0            | 3           |
| Interstate Compact Probation      | 0              | 2           | 1            | 3           |
| Jail (Designated Site)            | 0              | 7           | 0            | 7           |
| OWI Continuum                     | 48             | 353         | 82           | 483         |
| Parole                            | 4              | 27          | 6            | 37          |
| Pretrial Release With Supervision | 6              | 17          | 9            | 32          |
| Probation                         | 279            | 1088        | 487          | 1852        |
| Special Sentence                  | 3              | 42          | 22           | 67          |
| Work Release                      | 220            | 972         | 364          | 1556        |
| <b>Totals:</b>                    | <b>571</b>     | <b>2731</b> | <b>1037</b>  | <b>4339</b> |

All Residential charts include R, VC and VT beds

## CBC Intervention Programs – Statewide Snapshot

| Intervention Program         | Active at Start<br>7/1/10 | New Admits<br>FY11 | Closures<br>FY11 | Active at End<br>6/30/11 | Offenders<br>Served* |
|------------------------------|---------------------------|--------------------|------------------|--------------------------|----------------------|
| Batterer's Education Program | 2751                      | 2011               | 2122             | 2793                     | 4762                 |
| Day Program                  | 1999                      | 1732               | 1743             | 2255                     | 3731                 |
| Drug Court Program           | 367                       | 265                | 309              | 368                      | 632                  |
| Dual Diagnosis Program       | 102                       | 63                 | 75               | 64                       | 165                  |
| OWI Program                  | 292                       | 271                | 282              | 304                      | 563                  |
| Restorative Justice Program  | 110                       | 39                 | 72               | 85                       | 149                  |
| Sex Offender Program         | 895                       | 371                | 309              | 999                      | 1266                 |
| TASC Program                 | 136                       | 131                | 159              | 117                      | 267                  |
| Violator Program Aftercare   | 36                        | 0                  | 23               | 5                        | 36                   |
| Women Offender Program       | 23                        | 15                 | 12               | 29                       | 38                   |
| Youthful Offender Program    | 143                       | 36                 | 87               | 103                      | 179                  |
| <b>Totals:</b>               | <b>6854</b>               | <b>4934</b>        | <b>5193</b>      | <b>7122</b>              | <b>11788</b>         |

\*Offenders Served is defined as Active at Start plus New Admits

## CBC Intervention Programs – Closure Type

|                              | Administrative | Intermediate<br>Sanction | Success-<br>ful | Unsuccessful | Totals      |
|------------------------------|----------------|--------------------------|-----------------|--------------|-------------|
| Batterer's Education Program | 226            | 9                        | 1686            | 201          | 2122        |
| Day Program                  | 117            | 26                       | 1040            | 560          | 1743        |
| Drug Court Program           | 92             | 2                        | 93              | 122          | 309         |
| Dual Diagnosis Program       | 11             | 0                        | 42              | 22           | 75          |
| OWI Program                  | 11             | 5                        | 223             | 43           | 282         |
| Restorative Justice Program  | 0              | 1                        | 63              | 8            | 72          |
| Sex Offender Program         | 45             | 12                       | 135             | 117          | 309         |
| TASC Program                 | 16             | 12                       | 93              | 38           | 159         |
| Violator Program Aftercare   | 4              | 0                        | 10              | 9            | 23          |
| Women Offender Program       | 1              | 0                        | 5               | 6            | 12          |
| Youthful Offender Program    | 1              | 0                        | 44              | 42           | 87          |
| <b>Totals:</b>               | <b>524</b>     | <b>67</b>                | <b>3434</b>     | <b>1168</b>  | <b>5193</b> |

## Pretrial Interviews

| Type          | Number of Pretrial Interviews | Percentage of Pretrial Interviews |
|---------------|-------------------------------|-----------------------------------|
| Intensive     | 591                           | 4.8%                              |
| Non-Compliant | 375                           | 3.0%                              |
| Regular       | 11390                         | 92.2%                             |
| <b>Total</b>  | <b>12356</b>                  | <b>100%</b>                       |

## Pretrial Interviews by Offense Class and Type

| Offense Class                           | Intensive  | %           | Non-Compliant | %           | Regular      | %            | Total        | % of Total  |
|---|------------|-------------|---------------|-------------|--------------|--------------|--------------|-------------|
| A Felony                                | 1          | 4.8%        | 2             | 9.5%        | 18           | 85.7%        | 21           | 0.2%        |
| B Felony                                | 127        | 13.3%       | 14            | 1.5%        | 816          | 85.3%        | 957          | 7.7%        |
| Other Felony                            |            |             |               |             | 5            | 100%         | 5            | 0.0%        |
| C Felony                                | 147        | 10.6%       | 23            | 1.7%        | 1217         | 87.7%        | 1387         | 11.2%       |
| D Felony                                | 144        | 5.0%        | 52            | 1.8%        | 2669         | 93.2%        | 2865         | 23.2%       |
| Aggravated Misdemeanor                  | 100        | 3.2%        | 111           | 3.5%        | 2944         | 93.3%        | 3155         | 25.5%       |
| Serious Misdemeanor                     | 55         | 1.8%        | 116           | 3.9%        | 2830         | 94.3%        | 3001         | 24.3%       |
| None                                    | 7          | 9.9%        |               |             | 64           | 90.1%        | 71           | 0.6%        |
| Simple Misdemeanor                      | 10         | 1.1%        | 57            | 6.5%        | 807          | 92.3%        | 874          | 7.1%        |
| Other Misdemeanor                       | 0          |             |               |             | 2            | 100%         | 2            | 0.0%        |
| Felony—Enhancement to Original Penalty  | 0          |             |               |             | 9            | 100%         | 9            | 0.1%        |
| Felony—Mandatory Minimum                | 0          |             |               |             | 7            | 100%         | 7            | 0.1%        |
| Misdemeanor—Old Code Year Prior to 1978 | 0          |             |               |             | 2            | 100%         | 2            | 0.0%        |
| <b>Statewide Total</b>                  | <b>591</b> | <b>4.8%</b> | <b>375</b>    | <b>3.0%</b> | <b>11390</b> | <b>92.2%</b> | <b>12356</b> | <b>100%</b> |

## Presentence Investigations

| Form Type       | Number of Pre-Sentence Investigations | Percentage of Pre-Sentence Investigations |
|-----------------|---------------------------------------|---|
| Long            | 5852                                  | 63.3%                                     |
| Short           | 2363                                  | 25.6%                                     |
| Pre-Plea        | 281                                   | 3.0%                                      |
| Post Conviction | 747                                   | 8.1%                                      |
| <b>Total</b>    | <b>9243</b>                           | <b>100%</b>                               |

## Statewide Presentence Investigations by Offense Class and Type

| Offense Class/Type                               | Vio-<br>lent | %            | Prop-<br>erty | %            | Drug        | %            | Pub-<br>lic<br>Or-<br>der | %            | Oth-<br>er | %           | Un-<br>kno<br>wn | %           | Total       | % of<br>Total |
|--|--------------|--------------|---------------|--------------|-------------|--------------|---------------------------|--------------|------------|-------------|------------------|-------------|-------------|---------------|
| A Felony   | 9            | 100.0%       |               |              |             |              |                           |              |            |             |                  |             | 9           | 0.1%          |
| B Felony   | 102          | 38.8%        | 2             | 0.8%         | 118         | 44.9%        |                           |              | 41         | 15.6%       |                  |             | 263         | 2.8%          |
| 44821C Felony                                    | 317          | 20.3%        | 401           | 25.7%        | 820         | 52.6%        | 8                         | 0.5%         | 14         | 0.9%        |                  |             | 1560        | 16.9%         |
| D Felony   | 350          | 7.8%         | 1663          | 37.1%        | 1396        | 31.2%        | 1012                      | 22.6%        | 60         | 1.3%        |                  |             | 4481        | 48.6%         |
| Felony—<br>Mandatory<br>Minimum                  |              |              |               |              |             |              |                           |              |            |             |                  |             |             |               |
| Felony—<br>Enhancement<br>to Original<br>Penalty |              |              |               |              | 97          | 49.5%        |                           |              | 99         | 50.5%       |                  |             | 196         | 2.1%          |
| Other Felony                                     |              |              |               |              |             |              |                           |              |            |             |                  |             |             |               |
| Aggravated<br>Misdemeanor                        | 201          | 21.2%        | 274           | 28.9%        | 45          | 4.7%         | 425                       | 44.8%        | 3          | 0.3%        |                  |             | 948         | 10.3%         |
| Serious Mis-<br>demeanor                         | 121          | 7.1%         | 97            | 5.7%         | 466         | 27.5%        | 1008                      | 59.5%        | 3          | 0.2%        |                  |             | 1695        | 18.3%         |
| Simple Misde-<br>meanor                          | 14           | 25.0%        | 22            | 39.3%        | 2           | 3.6%         | 16                        | 28.6%        | 2          | 3.6%        |                  |             | 56          | 0.6%          |
| Special Sen-<br>tence 2005                       | 8            | 100.0%       |               |              |             |              |                           |              |            |             |                  |             | 8           | 0.1%          |
| N/A  |              |              |               |              |             |              |                           |              |            |             | 25               | 100%        | 27          | 0.3%          |
| <b>Total/<br/>Percent</b>                        | <b>1122</b>  | <b>12.1%</b> | <b>2457</b>   | <b>26.6%</b> | <b>2944</b> | <b>31.9%</b> | <b>2469</b>               | <b>26.7%</b> | <b>222</b> | <b>2.4%</b> | <b>25</b>        | <b>0.3%</b> | <b>9243</b> | <b>100%</b>   |

## ASSESSMENTS SUBMITTED FY11

| AssessmentTool                               | 1JD    | 2JD   | 3JD   | 4JD   | 5JD    | 6JD    | 7JD   | 8JD   | Districts | Prisons | ICC | CO | Statewide Totals |
|--|--------|-------|-------|-------|--------|--------|-------|-------|-----------|---------|-----|----|------------------|
| ACUTE 2007                                   | 207    |       |       | 29    | 1      | 764    | 205   | 195   | 1,401     | 0       |     |    | 1,401            |
| ASAM PPC2R                                   |        |       |       | 25    |        | 18     |       |       | 43        | 2,430   |     |    | 2,473            |
| Beta II IQ                                   |        |       |       |       |        |        |       |       | 0         | 2,712   |     |    | 2,712            |
| Board of Parole Ordered                      | 2      |       | 15    |       |        |        |       | 1     | 18        | 0       |     |    | 18               |
| CASAS Employability Competency System        |        |       |       |       |        |        |       |       | 0         | 579     |     |    | 579              |
| CASAS Life Skills                            |        |       |       |       |        |        |       |       | 0         | 249     |     |    | 249              |
| Colors                                       |        | 10    | 1     |       | 99     |        |       | 4     | 114       | 0       |     |    | 114              |
| Court Ordered                                | 423    | 437   | 303   | 20    | 500    | 299    | 324   | 161   | 2,467     | 0       |     |    | 2,467            |
| Criminal Sentiments Scale                    | 92     |       |       |       | 686    |        |       |       | 778       | 12      |     |    | 790              |
| Female Custody Classification                |        |       |       |       |        |        |       |       | 0         | 1,616   |     |    | 1,616            |
| Female Custody Reclassification              |        |       |       |       |        |        |       |       | 0         | 944     |     |    | 944              |
| Iowa Head Injury Screening Instrument        |        |       |       |       |        |        |       |       | 0         | 2,391   |     |    | 2,391            |
| Iowa Risk Assessment                         | 2,046  | 1,732 | 1,353 | 544   | 7,054  | 1,385  | 1,067 | 924   | 16,105    | 0       |     |    | 16,105           |
| Iowa Risk Reassessment                       | 5,228  | 4,197 | 3,327 | 804   | 11,458 | 2,998  | 2,670 | 3,168 | 33,850    | 0       |     |    | 33,850           |
| ISORA  | 10     | 3     | 39    |       | 31     | 91     | 33    | 50    | 257       | 9       |     |    | 266              |
| ISORA/Static-99-R Combined                   | 1      |       | 34    |       |        | 55     | 27    | 12    | 129       | 0       |     |    | 129              |
| ISORA8                                       |        |       | 1     |       |        |        |       | 1     | 2         | 1       |     |    | 3                |
| Jesness                                      | 845    | 832   | 253   | 274   | 1,379  | 1,046  | 367   | 186   | 5,182     | 2,595   |     |    | 7,777            |
| LSI_R  | 2,947  | 1,542 | 1,220 | 687   | 4,912  | 2,577  | 1,694 | 1,174 | 16,753    | 3,821   |     | 1  | 20,575           |
| LSI_R Trailer Institution                    |        |       |       |       |        |        |       |       | 0         | 6       |     |    | 6                |
| LSI_R Trailer Pre-Release                    |        |       |       |       |        |        |       |       | 0         | 19      |     |    | 19               |
| LSI_R Trailer Probation/Parole               | 11     |       |       | 24    | 247    | 32     |       |       | 314       | 0       |     |    | 314              |
| Male Custody Classification                  |        |       |       |       |        |        |       |       | 0         | 9,618   | 1   | 9  | 9,628            |
| Male Custody Reclassification                |        |       |       |       |        |        |       |       | 0         | 9,545   |     | 26 | 9,571            |
| MIFVPP                                       |        |       |       |       |        |        |       |       | 0         | 363     |     |    | 363              |
| MMPI   |        |       |       |       |        |        |       |       | 0         | 1       |     |    | 1                |
| OWI Continuum Worksheet II                   | 100    | 47    | 73    | 9     | 90     | 99     | 52    | 67    | 537       | 0       |     |    | 537              |
| Professional Judgment                        | 66     | 17    | 46    | 22    | 313    | 833    | 70    | 162   | 1,529     | 14      |     |    | 1,543            |
| Psychosexual Assessment                      |        | 40    |       | 1     |        | 29     |       | 4     | 74        | 0       |     |    | 74               |
| SASSI  |        |       |       | 31    |        |        |       | 10    | 41        | 23      |     |    | 64               |
| Sexual Violence Propensity - Female Offender |        | 43    | 8     | 21    | 101    |        |       | 11    | 184       | 614     |     | 5  | 803              |
| Sexual Violence Propensity - Male Offender   | 1      | 228   | 97    | 93    | 218    | 6      |       | 30    | 673       | 4,998   |     | 32 | 5,703            |
| SIR  |        |       |       |       |        |        |       |       | 0         | 4,240   |     |    | 4,240            |
| Stable 2007                                  | 103    | 154   |       |       | 88     | 103    | 49    | 39    | 536       | 116     |     |    | 652              |
| Static-99                                    |        |       |       |       | 1      |        |       |       | 1         | 3       |     |    | 4                |
| Static-99-R                                  | 87     | 65    | 50    | 29    | 64     | 73     | 36    | 45    | 449       | 191     |     |    | 640              |
| TABE   |        |       |       |       | 1      |        |       | 2     | 3         | 3,134   |     |    | 3,137            |
| TCU Drug                                     |        |       |       |       | 22     |        |       |       | 22        | 4,535   |     |    | 4,557            |
| URICA  |        |       |       |       |        |        |       |       | 0         | 2,416   |     |    | 2,416            |
| Wais-R IQ                                    |        |       |       |       |        |        |       |       | 0         | 6       |     |    | 6                |
|  | 12,169 | 9,347 | 6,820 | 2,613 | 27,265 | 10,408 | 6,594 | 6,246 | 81,462    | 57,201  | 1   | 73 | 138,737          |



## Electronic Monitoring Report—Community Based Corrections

### Offenders on EMS

On 6-30-11 693 offenders were on some form of electronic monitoring (EMS), per the Iowa Corrections Offender Network (ICON).

The Iowa Division of Criminal and Juvenile Justice Planning continues to project a large increase in offenders admitted to community supervision who will be required to be on EMS. Their updated projections estimate about 2,324 additional offenders on EMS by mid-year 2018.

### Statewide Electronic Monitoring, FY11, FY10, FY09 & FY08

| EMS Type  | Active at Start 7/1/10 | New Admits FY11 | Closures FY11 | Active at End 6/30/11 | Offenders Served | Active at End 6/30/10 | Active at End 6/30/09 | Active at End 6/30/08 |
|---|------------------------|-----------------|---------------|-----------------------|------------------|-----------------------|-----------------------|-----------------------|
| Video Display – Breath Alcohol Test               | 0                      | 0               | 0             | 0                     | 0                | 0                     | 0                     | 0                     |
| Video Display/Breath Alcohol Test/Radio Frequency | 23                     | 42              | 52            | 13                    | 65               | 104                   | 37                    | 56                    |
| Voice Verification                                | 1                      |                 |               | 1                     | 1                | 3                     | 2                     | 8                     |
| Global Positioning – Satellite                    | 239                    | 264             | 268           | 234                   | 503              | 460                   | 233                   | 239                   |
| Global Positioning Satellite – Cellular           | 329                    | 371             | 369           | 327                   | 700              | 722                   | 314                   | 284                   |
| Radio Frequency                                   | 84                     | 188             | 188           | 81                    | 272              | 308                   | 65                    | 78                    |
| SCRAM (Secure Continuous Remote Alcohol Monitor)  | 5                      | 78              | 44            | 37                    | 65               | 8                     | 3                     | 1                     |
| <b>Totals</b>                                     | <b>681</b>             | <b>943</b>      | <b>921</b>    | <b>693</b>            | <b>1624</b>      | <b>1605</b>           | <b>654</b>            | <b>666</b>            |

### Closures of EMS

|   | Administrative | %            | Intermediate Sanction | %            | Successful | %            | Unsuccessful | %            | Total      | Total %       |
|---|----------------|--------------|-----------------------|--------------|------------|--------------|--------------|--------------|------------|---------------|
| Global Positioning - Satellite                    | 71             | 26.5%        | 41                    | 15.3%        | 114        | 42.5%        | 42           | 15.7%        | <b>268</b> | <b>29.1%</b>  |
| Global Positioning Satellite - Cellular           | 106            | 28.7%        | 59                    | 16.0%        | 158        | 42.8%        | 46           | 12.5%        | <b>369</b> | <b>40.1%</b>  |
| Radio Frequency                                   | 10             | 5.3%         | 23                    | 12.2%        | 145        | 77.1%        | 10           | 5.3%         | <b>188</b> | <b>20.4%</b>  |
| SCRAM (Secure Continuous Remote Alcohol Monitor)  | 1              | 2.3%         | 4                     | 9.1%         | 37         | 84.1%        | 2            | 4.5%         | <b>44</b>  | <b>4.8%</b>   |
| Video Display/Breath Alcohol Test/Radio Frequency | 3              | 5.8%         | 5                     | 9.6%         | 43         | 82.7%        | 1            | 1.9%         | <b>52</b>  | <b>5.6%</b>   |
| <b>Totals/ %</b>                                  | <b>191</b>     | <b>20.7%</b> | <b>132</b>            | <b>14.3%</b> | <b>497</b> | <b>54.0%</b> | <b>101</b>   | <b>11.0%</b> | <b>921</b> | <b>100.0%</b> |

# Electronic Monitoring Report



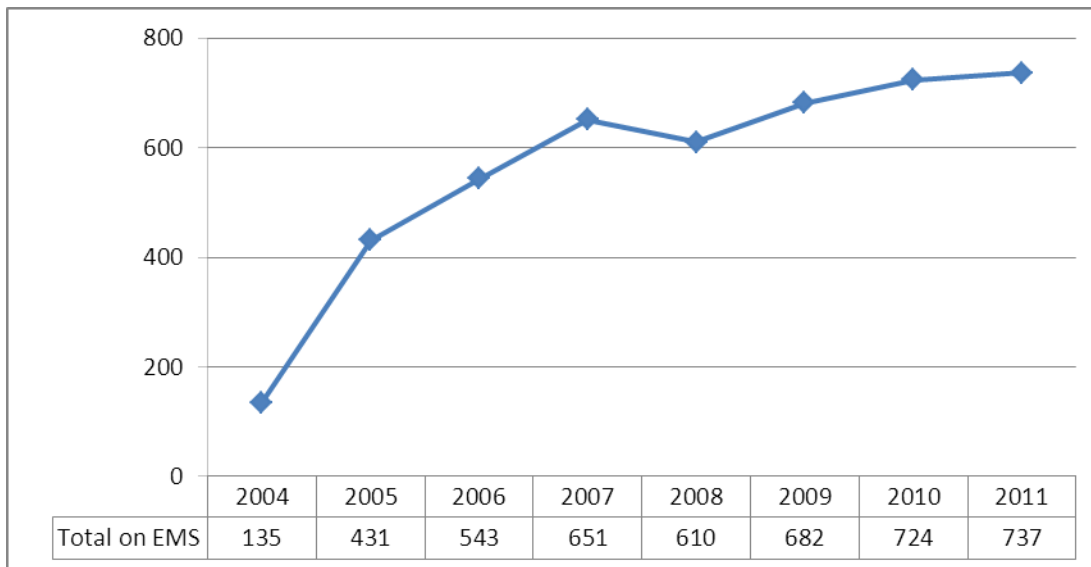
## Electronic Monitoring Report

January 2012

### Overview

Effective FY2006, the *Iowa Code* mandated a minimum of five years of electronic monitoring for persons under community supervision who had committed certain offenses against a minor, including sexually violent offenses. As a result of this law, the number of offenders on electronic monitoring systems (EMS) more than tripled in the first year, from 135 offenders at yearend 2004, to 431 at yearend 2005. Between 2005 and 2011 the EMS population grew by another 306 offenders, or by about 71%. Currently 737 offenders are on some form of electronic monitoring, and the vast majority are sex offenders.

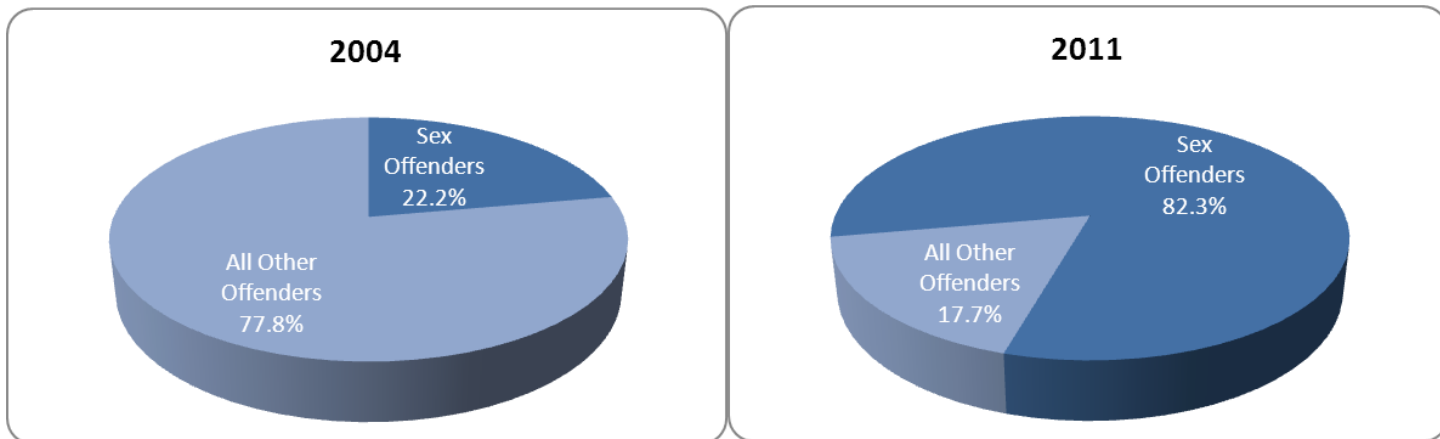
### Offenders on EMS: 2004-2011



Note: Populations through 2008 are December 31; all others are October 31.

# Electronic Monitoring Report

## Sex Offenders on EMS



*Note: For purposes of the above graphs, sex offenders were identified based on their most serious offense, Iowa sex offender registration, and/or whether they were receiving specialized sex offender supervision or treatment.*

In 2009 the law mandating electronic monitoring for certain offenders whose offenses involved minors was changed to permit discretion to the district departments of correctional services, to base these decisions on validated sex offender risk assessments and other factors. This has resulted in a slowing of the growth in EMS populations. However, EMS populations will continue to grow due to passage of legislation in 2005 establishing special sentences for sex offenders to commence upon completion of the sex offense (per *Iowa Code* §903B.1 and §903B.2); special sentences are for ten years or life, depending on the level of the sex offense. The Iowa Division of Criminal and Juvenile Justice Planning (CJJP) projects a substantial increase in the numbers of sex offenders in the coming years due to special sentence provisions.

Beginning in FY2010 the Iowa Department of Corrections began an electronic monitoring program for prison inmates convicted of serious offenses who the Iowa Board of Parole indicated should begin preparing for reentry. The offenders are minimum custody inmates, and are required to be on GPS monitoring while working outside the secure perimeter of the institutions. A total of fifteen inmates are currently on GPS and included in the counts in this report.

## Types of Electronic Monitoring Systems

Several types of EMS are currently in use:

**Radio Frequency.** A monitoring receiver unit in the home is attached to the offender's phone and plugged into the phone jack as well as an electrical outlet. The offender wears a waterproof transmitter on the ankle that detects and alerts for tampering (for example, if the strap is opened or cut, or if the transmitter is not against the skin). This unit monitors the offender's arrivals and departures and is useful in assessing curfew compliance.

**Global Positioning Satellite (GPS).** The offender wears the Radio Frequency transmitter described above. Additionally, this system reports: a) time and date of arrival and departure from home; b) the travel path and times while out of the home; c) any removal or tampering of the transmitter or monitoring unit; and d) any violations of exclusion zone criteria (designated area(s) the offender is restricted from entering, such as a victim's home). This unit will report in as soon as the offender arrives home. A cell phone can be added to provide capability for immediate reporting.



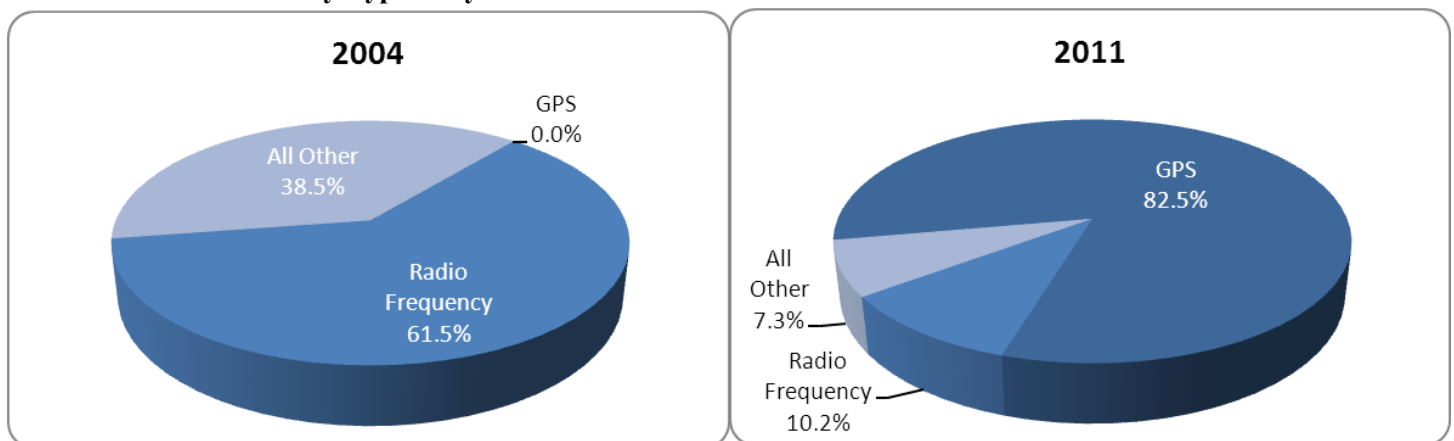
*Video Display/Breath Alcohol Test/Radio Frequency.* The offender wears the Radio Frequency transmitter described above. Additionally, a video display telephone in the home allows for visual verification of the offender's presence as well as confirmation of offender identity during the breath alcohol content test. This system is primarily used to assess compliance with alcohol consumption restrictions as well as curfew.

*SCRAM (Secure Continuous Remote Alcohol Monitor).* The offender wears a bracelet that uses transdermal technology to sample alcohol use as often as every half hour, which automatically sends that data to a modem in the offender's home. The modem transmits the data to the SCRAM service provider on a pre-determined schedule (at least once a day). This system is primarily used to assess compliance with alcohol consumption restrictions.

*Voice Verification.* A voice print template is made of the offender's voice. The offender receives random or scheduled calls at home, and/or the offender calls in as required from approved locations (such as work). No special equipment is needed by the offender to receive or make calls. The system is used to verify the offender is meeting curfew requirements, and/or is where they are supposed to be at a given time.

In addition to the growth in the numbers of offenders on EMS, there has been a shift to higher tech global positioning system (GPS) equipment. There was no GPS in use in 2004; offenders began to be placed on GPS in late 2005 and by the end of that year only about 1% of offenders on EMS were on GPS. Currently, about 82.5% of offenders on EMS are on GPS.

### Offenders on EMS by Type of System



### Offenders on Electronic Monitoring: 2011

Between 2010 and 2011 the number of offenders on EMS grew by about 1.8%.

### Offenders on EMS by Type of System

| EMS Type  | Oct. 31st Populations |            | % Change    |
|---|-----------------------|------------|-------------|
|   | 2010                  | 2011       |             |
| Global Positioning Satellite                      | 603                   | 608        | 0.8%        |
| Radio Frequency                                   | 93                    | 75         | -19.4%      |
| SCRAM (Secure Continuous Remote Alcohol Monitor)  | 15                    | 41         | 173.3%      |
| Video Display/Breath Alcohol Test/Radio Frequency | 12                    | 12         | 0.0%        |
| Voice Verification                                | 1                     | 1          | 0.0%        |
| <b>Total:</b>                                     | <b>724</b>            | <b>737</b> | <b>1.8%</b> |

The 5<sup>th</sup> judicial district is the largest user of electronic monitoring (and is also the most populous district). The 8<sup>th</sup> judicial district has the most offenders on GPS.

### Offenders on EMS by Judicial District & Prison: October 31, 2011

#### Offenders on EMS by Judicial District & Prison: October 31, 2011

|               | Global Positioning Satellite | Radio Frequency | SCRAM (Secure Continuous Remote Alcohol Monitor) | Video Display/ Breath Alcohol Test/ Radio Frequency | Voice Verification | Totals     |
|---------------|------------------------------|-----------------|--|---|--------------------|------------|
| 1J<br>D       | 85                           | 1               | 5  |   | 1                  | 92         |
| 2J<br>D       | 81                           | 21              |  | 1   |                    | 103        |
| 3J<br>D       | 47                           | 34              |  |   |                    | 81         |
| 4J<br>D       | 66                           |                 | 1  |   |                    | 67         |
| 5J<br>D       | 94                           | 15              | 34   | 4   |                    | 147        |
| 6J<br>D       | 57                           | 4               | 1  | 6   |                    | 68         |
| 7J<br>D       | 66                           |                 |  | 1   |                    | 67         |
| 8J<br>D       | 97                           |                 |  |   |                    | 97         |
| NC<br>CF      | 15                           |                 |  |   |                    | 15         |
| <b>Totals</b> | <b>608</b>                   | <b>75</b>       | <b>41</b>  | <b>12</b>   | <b>1</b>           | <b>737</b> |

*Note: Community corrections districts are labeled by number. NCCF is the North Central Correctional Facility in Rockwell City.*

The following pages list offenders on EMS as of October 31, 2011 by most serious offense. Please note not all sex offenders are identifiable by most serious offenses. For example, certain kidnapping and burglary offenses involved attempted or completed sexual assault. Also, some have discharged their sex offenses but are still required to be on the Iowa Sex Offender Registry, and are currently under supervision for other offenses.

## Offenders on EMS by Offense Type & Offense

| <b>Violent</b>      |   | <b>CBC</b> | <b>Prison</b> |
|---------------------|---|------------|---------------|
| Assault             | ASSAULT CAUSING INJURY--PEACE OFFICERS/OTHERS           | 1          |               |
| Assault             | ASSAULT INTENT OF INJURY                                | 2          |               |
| Assault             | ASSAULT WITH A WEAPON                                   | 1          |               |
| Assault             | ASSAULT WITH BODILY INJURY OR MENTAL ILLNESS            | 5          |               |
| Assault             | CHILD ENDANGERMENT-BODILY INJURY                        | 2          |               |
| Assault             | DOMESTIC ABUSE ASSAULT 2ND OFFENSE                      | 1          |               |
| Assault             | DOMESTIC ABUSE ASSAULT WITH INTENT OR DISPLAYS A WEAPON | 1          |               |
| Assault             | HARASSMENT 1ST DEGREE                                   | 1          |               |
| Assault             | INTIMIDATION WITH A DANGEROUS WEAPON                    | 1          |               |
| Assault             | NEGLECT - NO INJURY - HEALTH CARE RES.                  | 1          |               |
| Assault             | STALKING  | 1          |               |
| Kidnap              | ATTEMPT TO ENTICE AWAY MINOR                            | 2          |               |
| Kidnap              | ENTICING AWAY A MINOR                                   | 1          |               |
| Kidnap              | KIDNAPPING 1ST DEGREE                                   | 1          |               |
| Kidnap              | KIDNAPPING 2ND DEGREE                                   |            | 1             |
| Murder/Manslaughter | INVOLUNTARY MANSLAUGHTER/ACT LIKELY CAUSE               | 1          |               |
| Murder/Manslaughter | MURDER 1ST DEGREE                                       | 1          |               |
| Murder/Manslaughter | MURDER 2ND DEGREE                                       | 2          | 10            |
| Murder/Manslaughter | NCIC - HOMICIDE   | 1          |               |
| Murder/Manslaughter | VEHICULAR HOMICIDE/OWI                                  | 1          |               |
| Murder/Manslaughter | VEHICULAR HOMICIDE/U-INF. OR RECKLESS                   | 1          |               |
| Murder/Manslaughter | VOLUNTARY MANSLAUGHTER                                  | 1          |               |
| Other Violent       | ATTEMPT BURGLARY 1ST DEGREE                             | 1          |               |
| Other Violent       | CHILD ENDANGERMENT                                      | 1          |               |
| Other Violent       | CHILD ENDANGERMENT-NO INJURY                            | 3          |               |
| Other Violent       | CRIMINAL TRANSMISSION OF HUMAN IMMUNODEFICIENCY VIRUS   | 1          |               |
| Robbery             | ROBBERY - 2ND DEGREE                                    | 1          |               |
| Sex                 | ASSAULT TO COMMIT SEX ABUSE-BODILY INJURY               | 1          |               |
| Sex                 | ASSAULT TO COMMIT SEX ABUSE-NO INJURY                   | 9          |               |
| Sex                 | INCEST  | 3          |               |
| Sex                 | INDECENT CONTACT WITH A CHILD                           | 2          |               |
| Sex                 | INDECENT EXPOSURE                                       | 2          |               |
| Sex                 | LASCIVIOUS ACTS WITH A CHILD                            | 23         |               |
| Sex                 | LIFETIME COMMITMENT TO DOC                              | 2          |               |
| Sex                 | NCIC - OTHER SEX OFFENSE                                | 15         |               |
| Sex                 | NCIC - SEXUAL ASSAULT                                   | 26         |               |
| Sex                 | RAPE - (OLD CRIMINAL CODE)                              | 1          |               |
| Sex                 | SEXUAL ABUSE 2ND DEGREE                                 | 8          | 4             |
| Sex                 | SEXUAL ABUSE 3RD DEGREE                                 | 40         |               |
| Sex                 | SEXUAL ABUSE 3RD - NOT FORCIBLE FELONY                  | 6          |               |
| Sex                 | SEXUAL ABUSE 3RD, SPOUSE OR COHABITANT                  | 1          |               |
| Sex                 | SEXUAL ABUSE 3RD, VICTIM 12 OR 13 YEARS OLD             | 3          |               |
| Sex                 | SEXUAL EXPLOITATION BY COUNSELOR, THERAPIST, SCHOOL EMP | 2          |               |
| Sex                 | SEXUAL EXPLOITATION OF MINOR                            | 2          |               |
| Sex                 | SEXUAL EXPLOITATION OF MINOR-PURCH/POSS MEDIUM DEPICT   | 2          |               |

## Offenders on EMS by Offense Classification &amp; Offense (continued)

| <b>Violent (cont.)</b> |   | <b>CBC</b> | <b>Prison</b> |
|------------------------|---|------------|---------------|
| Sex                    | SEXUAL PREDATOR PRIOR CONVICTION                              | 1          |               |
| Sex                    | SPECIAL SENTENCE SUPERVISION - B/C FEL - LIFETIME PAROLE      | 122        |               |
| Sex                    | SPECIAL SENTENCE SUPERVISION - D FEL/MISDEMEANOR - 10 YRS PAR | 260        |               |
| Sum:                   |   | 567        | 15            |

| <b>Property</b> |                                  | <b>CBC</b> |
|-----------------|----------------------------------|------------|
| Arson           | ARSON 2ND DEGREE                 | 2          |
| Burglary        | BURGLARY 2ND DEGREE              | 5          |
| Burglary        | BURGLARY 3RD DEGREE              | 11         |
| Forgery/Fraud   | FORGERY                          | 5          |
| Forgery/Fraud   | UNAUTHORIZED USE OF CREDIT CARDS | 1          |
| Theft           | IDENTITY THEFT                   | 1          |
| Theft           | THEFT 1ST DEGREE                 | 5          |
| Theft           | THEFT 2ND DEGREE                 | 6          |
| Theft           | THEFT 3RD DEGREE                 | 2          |
| Vandalism       | CRIMINAL MISCHIEF 3RD DEGREE     | 1          |
| Vandalism       | NCIC - DAMAGE PROPERTY           | 1          |
| Sum:            |                                  | 40         |

| <b>Drug</b>     |   | <b>CBC</b> |
|-----------------|---|------------|
| Drug Possession | PROH ACTS-POSSESSION W/O PRESCRIPTION 1ST OFFENSE             | 2          |
| Drug Possession | PROH ACTS-POSSESSION W/O PRESCRIPTION 2ND OFFENSE             | 2          |
| Drug Possession | PROH ACTS-POSSESSION W/O PRESCRIPTION 3RD/SUBSEQUENT OFF      | 1          |
| Drug Possession | UNLAWFUL POSSESSION OF PRESCRIPTION DRUG                      | 1          |
| Other Drug      | NCIC - DRUG LAW VIOLATION                                     | 7          |
| Trafficking     | PROH ACTS-MFG, DEL, CONSP, POSS W/INTENT DEL-MARIJ LT 50 KG   | 3          |
| Trafficking     | PROH ACTS-MFG, DEL, CONSP, POSS W/INTENT DEL-SCHED IV OR V    | 1          |
| Trafficking     | PROH ACTS-MFG, DEL, CONSP, POSS W/INTENT DEL-AMPHET LT 5 G    | 1          |
| Trafficking     | PROH ACTS-MFG, DEL, CONSP, POSS W/INTENT DEL-COCAINE LT 10 G  | 1          |
| Trafficking     | PROH ACTS-MFG, DEL, CONSP, POSS W/INTENT DEL-COCAINE LT 5 G   | 2          |
| Trafficking     | PROH ACTS-MFG, DEL, CONSP, POSS W/INTENT DEL-METH 5 G TO 5 KG | 1          |
| Trafficking     | PROH ACTS-MFG, DEL, CONSP, POSS W/INTENT DEL-METH LT 5 G      | 4          |
| Trafficking     | PROH ACTS-POSS PRODUCT MFG CONT SUBST-PSEUDOEPHEDRINE         | 1          |
| Sum:            |   | 27         |

| <b>Public Order</b> |  | <b>CBC</b> |
|---------------------|--|------------|
| Flight/Escape       | FAILURE TO APPEAR FELONY CHARGE                            | 1          |
| Other Public Order  | DISEM/EXHIB OBSCENE MATERIAL TO MINOR                      | 1          |
| Other Public Order  | FALSE REPORT OF INDICTABLE CRIME TO LAW ENFORC AUTH        | 1          |
| Other Public Order  | NCIC - FAMILY OFFENSE                                      | 2          |
| Other Public Order  | SEX OFFENDER REGISTRATION VIOLATION 1ST OFFENSE            | 10         |
| Other Public Order  | SEX OFFENDER REGISTRATION VIOLATION 2ND/SUBSEQUENT OFFENSE | 10         |
| Other Public Order  | SEX OFFENDER REGISTRY VIOLATION                            | 4          |
| Other Public Order  | SEX OFFENDER REGISTRY - FAILURE TO COMPLY                  | 6          |
| Other Public Order  | TELEPHONE DESSEMINATION OF OBSCENE MATERIAL TO MINORS      | 2          |

**Offenders on EMS by Offense Classification & Offense (continued)**

**Public Order (cont.)**

|         |  | CBC |
|---------|--|-----|
| OWI     | NCIC - OWI                                   | 1   |
| OWI     | OPER VEH WH INT (OWI) 1ST OFFENSE            | 8   |
| OWI     | OPER VEH WH INT (OWI) 2ND OFFENSE            | 15  |
| OWI     | OPER VEH WH INT (OWI) 3RD/SUBSEQUENT OFFENSE | 13  |
| Traffic | NCIC - TRAFFIC                               | 1   |
| Weapons | NCIC - WEAPONS OFFENSE                       | 4   |
| Sum:    |  | 79  |

**Other**

|                |  | CBC |
|----------------|--|-----|
| Other Criminal | HABITUAL OFFENDER (PROPERTY)                   | 3   |
| Other Criminal | NCIC - MISCELLANEOUS                           | 1   |
| Other Criminal | NCIC - OBSCENITY                               | 1   |
| Other Criminal | NCIC - THREATS                                 | 1   |
| Other Criminal | SOLICITATION TO COMMIT FELONY                  | 1   |
| Other Criminal | VIOLATION OF 706A.2 - ONGOING CRIMINAL CONDUCT | 1   |
| Other Violent  | CONSPIRACY TO COMMIT A NON-FORCIBLE FELONY     | 1   |
| Sum:           |  | 9   |



# REPORTS FROM THE OFFICES OF:

Administration  
Offender Services  
Education


Learning Center  
Safety and Health

Victim Services  
Policy and Legal

Media and Public Relations

Investigative Services

Iowa Prison Industries





## Office of Administration

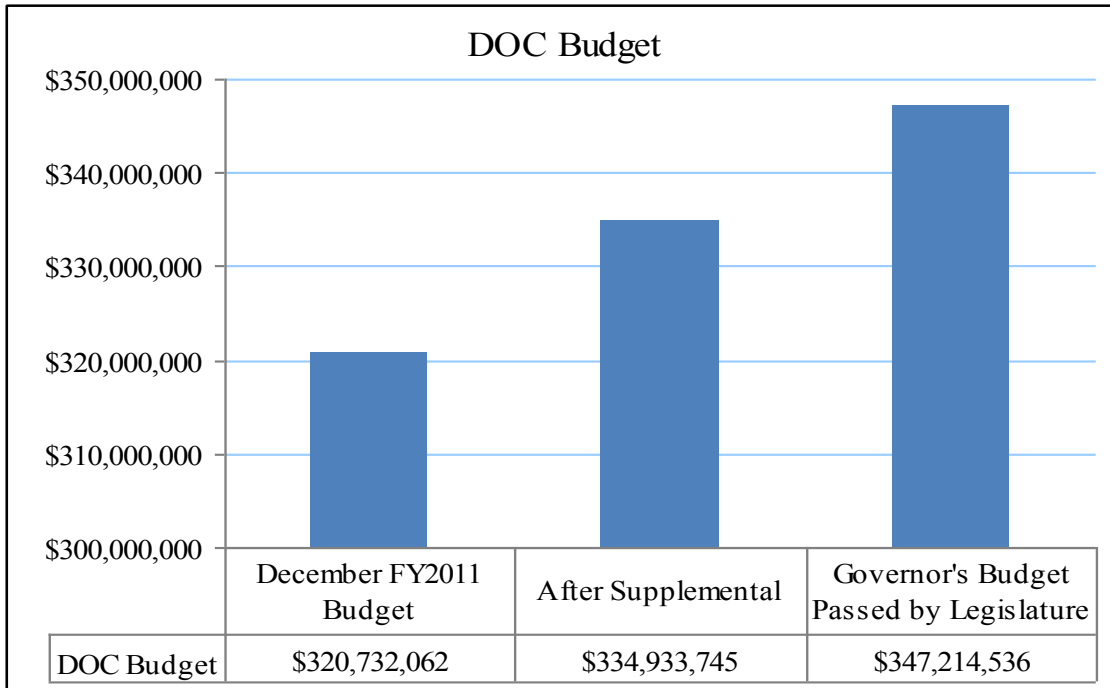


**Deputy Director of Administration**  
**Brad Hier**

During FY2011, the Department of Corrections continued to navigate through economic challenges. Although our appropriations reached a low of \$320,732,062 in December, the Governor, with Legislative concurrence, restored over \$26 million in appropriations to equal \$347,214,536. The additional funding is critical to maintaining public safety as the majority of the additional allocations corresponded to staff, our most important asset.

### *FY2011 Background & FY2012 Appropriation*

|  |              |
|--|--------------|
| Annualized FY2011 Supplemental (Restore Portion of DOC Share of \$84M)       | \$14,201,683 |
| Replacement Public Safety Enforcement Fund (ISP & Luster Heights)            | \$3,335,000  |
| Existing Filled Positions  | \$5,040,791  |
| 40 Correctional Officers (ASP & CCF)   | \$2,095,490  |
| Education, Attorney (Required Offender Services)                             | \$976,000    |
| Drug Court Replacement Funding (1 <sup>st</sup> & 8 <sup>th</sup> Districts) | \$333,500    |
| ICON   | \$500,000    |



The logo for the Office of Administration features a vertical black line on the left side, intersected by several overlapping light blue squares of varying sizes and opacities. To the right of this graphic, the text "Office of Administration" is written in a bold, blue, serif font.

## Office of Administration

---

Our challenge is to manage corrections costs within appropriated resources while increasing public safety. Staff, statistical data and research, and ICON efficiencies to assist diversion and reentry outcomes as well as infrastructure improvements are critical to meeting this challenge. These areas of strategic focus will ensure incarceration and crime rates continue to decline.

Staff is the key to our success. The Department of Corrections positively affects recidivism through employment of evidence-based practices to lower the number of offenders in custody and under community supervision, continued staff training to manage and engage offenders for positive change and solve routine and difficult problems on a daily basis. The offender return rate to prison stands at 31.8% or 2.1% lower than the recidivism rate 4 years ago and African-American offender reentry has cut their rate of return to prison for new convictions by 7.0%.

Diversion and reentry are crucial to successfully managing our population. Our current focus involves the following principles:

- Incarcerate only those who need it
- Focus on individuals most likely to reoffend
- Focus on evidence based practices
- Expand Effective Community Supervision

Statistical data from our ICON system support and inform the diversion and reentry process. Performance measures enable us to measure our progress and make improvements. Research done in-house and by outside research partners provide rigorous evaluation of the effectiveness of interventions and the offender reentry process.

Infrastructure projects for community based corrections promote offender reentry through services to lower recidivism rates and attention to gender responsive programs and mental health. These goals are also evident in our replacement prisons, which also improve direct supervision of offenders and represent advancements in correctional programming design security and technology efficiencies.



## Office of Administration

- CBC1 – Waterloo Women’s Center for Change – 45 Residential Bed Facility (Completed May 2011)
- CBC3 – Sioux City Residential Facility – 42 Residential Bed Facility (Substantial Completion – March 2012)
- CBC6 – Cedar Rapids ANCHOR Center – 26 Mental Health Residential Bed Facility (Completed 2008)
- CBC7 – Davenport 605 Center – 40 Residential Bed Facility (Completed – September 2010)
- CBC8 – Ottumwa Residential Facility – 25 Residential Bed Facility (Substantial Completion – March/April 2012)
- Mitchellville – 888 Bed Women’s Facility (Substantial Completion – December 2014)
- Fort Madison – 800 Bed Maximum Security Facility (Substantial Completion – December 2012)
- Rockwell City Kitchen – (Completed September 2011)
- Mount Pleasant Kitchen & Warehouse – (Completed September 2011)

As we progress through FY2012 and keep our sights on FY2013, the department will continue to navigate economic challenges and maintain public safety. Staff is our greatest asset and the professionalism staff demonstrates each day is truly appreciated. We will continue to protect the public, staff and offenders to achieve our vision of an Iowa with no more victims.



|  | <b><u>ACTUAL REVENUE AND<br/>EXPENDITURE</u></b> |
|--|--|
| <b>FTE POSITIONS</b>                   | -  |
| Correctional Officer                   | 1,456.84   |
| Total Staffing                         | 2,608.56   |
| <b>RESOURCES AVAILABLE</b>             | -  |
| Appropriation                          | 256,357,014.00                                   |
| Salary Adjustment                      | -  |
| Supplemental                           | 11,318,968.00                                    |
| Tobacco Settlement                     | -  |
| FY 2010 Balance Forward                | 3,563,427.65                                     |
| Appropriation transfer                 | 1,407,482.00                                     |
| Deappropriation                        | (17,717,231.00)                                  |
| Re-Allocation HF 45                    | -  |
| Intra State Transf                     | 5,621,118.69                                     |
| Miscellaneous Receipts                 | 2,801,170.15                                     |
| TOTAL RESOURCES AVAILABLE              | 263,351,949.49                                   |
|  | -  |
|  | -  |
| <b>FUNDS EXPENDED AND ENCUMBERED</b>   | -  |
| Personnel Services                     | 212,911,794.57                                   |
| Personnel Travel I/S                   | 183,407.90                                       |
| State Vehicle Operations               | 763,201.03                                       |
| Depreciation                           | 105,286.31                                       |
| Out-State Travel                       | 5,171.59   |
| Office Supplies                        | 290,558.83                                       |
| Facility Maint Supplies                | 1,211,374.88                                     |
| Equipment Maint Supplies               | 709,411.68                                       |
| Professional Supplies                  | 1,243,289.28                                     |
| Housing Supplies                       | 2,271,415.20                                     |
| Ag Cons Supplies                       | 32,300.79  |
| Other Supplies                         | 476,340.27                                       |
| Printing and Binding                   | -  |
| Drugs & Biologicals                    | 7,089,844.85                                     |
| Food                                   | 9,844,317.36                                     |
| Uniforms                               | 1,271,548.94                                     |
| Postage                                | 41,236.14  |
| Communications                         | 493,431.64                                       |
| Rentals                                | 107,937.57                                       |
| Utilities                              | 8,437,903.32                                     |
| Professional Services                  | 2,314,684.47                                     |
| Outside Services                       | 1,404,721.24                                     |
| Intra State Transfers                  | 1,976,841.88                                     |
| Advertising & Publicity                | 254.68   |
| Outside Repairs                        | 1,062,249.87                                     |
| Data Processing                        | -  |
| Auditor Reimbursement                  | -  |
| Reimb Other Agencies                   | 4,057,856.74                                     |
| Facility Improvement Reimb             | -  |
| ITS Reimbursement                      | 522,348.25                                       |
| Workers Compensation                   | 253,164.00                                       |
| IT Outside Services                    | -  |
| Equipment                              | 159,922.80                                       |
| Office Equipment                       | 15,558.79  |
| Equipment Non-Inventory                | 320,903.18                                       |
| DP Inventory                           | -  |
| DP Non-Inventory                       | -  |
| IT Equipment                           | 464,784.53                                       |
| Claims                                 | 440.00   |
| Other Expenses                         | 3,185,481.22                                     |
| Securities                             | -  |
| Licenses                               | 10,705.15  |
| Fees                                   | -  |
| State Aid and Appropriations           | -  |
| Capitals                               | 81,201.40  |
| Legislative reduction                  | -  |
| <b>TOTAL EXPENSES AND ENCUMBRANCES</b> | <b>263,320,890.35</b>                            |

51 **FY11 Financial Status Reports—Community Based Corrections**

|  | <u>ACTUAL REVE-<br/>NUE AND EX-<br/>PENDITURE</u> |
|--|---|
| <b>FTE POSITIONS</b>                   | -   |
| Correctional Officer                   | -   |
| Total Staffing                         | 944.62  |
| <b>RESOURCES AVAILABLE</b>             | -   |
| Appropriation                          | 80,212,311.00                                     |
| Salary Adjustment                      | -   |
| Supplemental                           | 2,772,513.00                                      |
| Tobacco Settlement                     | 737,810.00  |
| FY 2010 Balance Forward                | 526,367.86  |
| Appropriation transfer                 | -   |
| Deappropriation                        | (5,493,793.00)                                    |
| Re-Allocation                          | 346,871.00  |
| Intra State Transf                     | 206,029.00  |
| Miscellaneous Receipts                 | 23,444,339.27                                     |
| <b>TOTAL RESOURCES AVAILABLE</b>       | <b>102,752,448.13</b>                             |
|  | -   |
|  | -   |
| <b>FUNDS EXPENDED AND ENCUMBERED</b>   | -   |
| Personnel Services                     | 85,434,516.39                                     |
| Personnel Travel I/S                   | 310,882.23  |
| State Vehicle Operations               | 386,755.26  |
| Depreciation                           | -   |
| Out-State Travel                       | 36,093.74   |
| Office Supplies                        | 358,200.36  |
| Facility Maint Supplies                | 243,525.78  |
| Equipment Maint Supplies               | -   |
| Professional Supplies                  | 274,953.05  |
| Housing Supplies                       | 299,613.35  |
| Ag Cons Supplies                       | -   |
| Other Supplies                         | 91,057.13   |
| Printing and Binding                   | -   |
| Drugs & Biologicals                    | -   |
| Food                                   | 1,971,323.85                                      |
| Uniforms                               | -   |
| Postage                                | -   |
| Communications                         | 615,634.64  |
| Rentals                                | 761,040.08  |
| Utilities                              | 1,141,918.08                                      |
| Professional Services                  | 2,973,984.22                                      |
| Outside Services                       | 1,032,456.16                                      |
| Intra State Transfers                  | 346,871.00  |
| Advertising & Publicity                | 11,150.52   |
| Outside Repairs                        | 622,665.78  |
| Data Processing                        | -   |
| Auditor Reimbursement                  | 314.00  |
| Reimb Other Agencies                   | 185,526.87  |
| Facility Improvement Reimb             | -   |
| ITS Reimbursement                      | 257,236.67  |
| Workers Compensation                   | 375,023.17  |
| IT Outside Services                    | -   |
| Equipment                              | 286,693.75  |
| Office Equipment                       | 36,840.00   |
| Equipment Non-Inventory                | 228,401.45  |
| DP Inventory                           | 13,942.00   |
| DP Non-Inventory                       | 284,439.69  |
| IT Equipment                           | 254,284.08  |
| Claims                                 | -   |
| Other Expenses                         | 281,016.99  |
| Securities                             | 212,256.00  |
| Licenses                               | -   |
| Fees                                   | -   |
| State Aid and Appropriations           | 130,599.65  |
| Capitals                               | 14,008.39   |
| Legislative reduction                  | -   |
| <b>TOTAL EXPENSES AND ENCUMBRANCES</b> | <b>99,473,224.33</b>                              |

## Results

### Average Cost Figures FY2011

|  |                 |                 |                   |
|--|-----------------|-----------------|-------------------|
| <b>Prisons</b>   |                 | \$81.83         | per day cost      |
| Length of Stay = 19.7 months                                 |                 |                 |                   |
| <b>Community Based Corrections</b>                           |                 |                 |                   |
| Pretrial Interviews  |                 | \$50.73         | per interview     |
| Presentence Investigations                                   | Long = \$346.79 | Short = \$56.25 | per investigation |
| Pretrial release with Supervision                            |                 | \$2.55          | per day cost      |
| Low Risk Probation Supervision                               |                 | \$0.52          | per day cost      |
| Probation/Parole Supervision                                 |                 | \$3.49          | per day cost      |
| Drug Court   |                 | \$15.30         | per day cost      |
| Sex Offender   |                 | \$15.89         | per day cost      |
| Batterers Education program                                  |                 | \$0.92          | per day cost      |
| Intensive Supervision Program                                |                 | \$7.78          | per day cost      |
| TASC (Treatment Alternatives to Street Crime)                |                 | \$3.20          | per day cost      |
| Day Program  |                 | \$2.48          | per day cost      |
| Dual Diagnosis Male Offender Program                         |                 | \$12.57         | per day cost      |
| Dual Diagnosis Male Aftercare Offender Program               |                 | \$12.14         | per day cost      |
| Day Reporting  |                 | \$3.77          | per day cost      |
| Residential (includes work release, OWI, probationers, etc.) |                 | \$66.88         | per day cost      |
| Youthful Offender Program                                    |                 | \$16.33         | per day cost      |
| Cultural Specific Reentry Program                            |                 | \$9.76          | per day cost      |
| Mental Health Court  |                 | \$17.33         | per day cost      |
| Electronic Monitoring Bracelets:                             |                 |                 |                   |
| Voice Verification   |                 | \$1.85          | per day cost      |
| Radio Frequency  |                 | \$2.28          | per day cost      |
| Vicap (alcohol)  |                 | \$5.00          | per day cost      |
| GPS (two piece)  |                 | \$5.40          | per day cost      |
| GPS (one piece)  |                 | \$5.50          | per day cost      |
| GPS (passive)  |                 | \$3.89          | per day cost      |



# Research

## Research

The Iowa Department of Corrections continues to actively seek opportunities with other state agencies, universities, and other organizations to conduct quality independent research and evaluation of Iowa corrections programs and operations. The Iowa Corrections Offender Network (ICON) is a rich data source to mine for information on what is working, as well as what is not effective. Research is key to advancing successful offender reentry, improving the effectiveness of programs and supervision strategies, and reducing victimization.

## FY 2011 Accomplishments

**Evaluation of STAR Substance Abuse Treatment Program.** The Iowa Division of Criminal and Juvenile Justice Planning (CJJP) completed a process and outcome evaluation of STAR (Sisters Together Achieving Recovery), the inpatient substance abuse treatment program at the Iowa Correctional Institution for Women. CJJP found STAR program participants earned higher wages; were more drug-free and crime-free; and were more likely to stay out of prison compared to offenders in the control group.

**Establishment of an Evidence-Based, Optimum Caseload Size.** Abt Associates conducted a landmark study of offenders under community-based correctional supervision in Polk County that enabled a research-based determination of optimum caseload sizes for probation/parole officers. For higher risk offenders, specialized caseloads providing intensive supervision and treatment with 30 offenders per officer is more effective than caseload sizes of 50 offenders per officer, reducing recidivism for new crime by 25.5% overall, and by 45% for property and violent offenses in particular.

**Iowa Recidivism Report: Prison Return Rates.** Following a report by Pew Trusts that found Iowa's recidivism rates are consistently well below the average for all states, the Iowa Department of Corrections published a more detailed report describing trends in prison returns that tracked offenders leaving prison in FY2007 for three years through FY2010. Among the major findings was a decline in returns to prison due to new convictions compared with FY2004 releases – despite 511 more offenders being released. Return rates due to new conviction dropped markedly for women, African-American offenders and offenders with chronic mental illnesses – all groups that have been targeted for specialized reentry programs and services.

**Pilot of the Dynamic Risk Assessment for Offender Reentry (DRAOR).** A research partnership was developed with Ralph Serin of Carlton University, Ottawa, Canada, a leading researcher in crime desistance, that is, the study of what causes offenders to stop committing future crimes. The result was an Iowa pilot of the DRAOR assessment, which evaluates an offender's stable, acute and protective (crime desistance) factors each time he or she meets with the probation/parole officer. Preliminary validation findings and feedback from participating staff in the four pilot districts were largely positive. A statewide committee is being formed to develop recommendations regarding statewide implementation.

## FY 2012 Goals

- The DOC will complete a statistical validation of the Iowa Risk Assessment used to determine level of community supervision. Work is currently underway and includes an advisory group of community corrections professionals from several districts.
- CJJP is completing an evaluation of the Dual Diagnosis Program for substance abusers with mental health issues in the first district department of correctional services.
- Beth Skinner, PhD completed her doctoral thesis which used ICON data to study the effect of prison vocational training on post-release employment, with offenders' mental illnesses as a potential complicating factor in their successful reentry. Dr. Skinner is currently working on a series of articles regarding her findings, which will be disseminated as they become available.
- Brenda Vose of the University of North Florida, continues to study the relationship between addressing criminogenic needs through treatment the likelihood of offender recidivism, and including an evaluation of the availability and distance of treatment and services relative to offenders' homes.

## Iowa Corrections Offender Network (ICON)

Beginning on page **111** of this annual report is the full DOC Performance Report.

### 2011 Accomplishments

- Continued refinement of SharePoint website
- Continued analysis of Statistical Workbooks
- Deployment of an intelligence module
- Continued refinement of performance measures
- Deployment of High Risk Unit/Warrant Team module
- Deployment of a Cultural and Spiritual Practice screen
- Continue CJIS development




### 2012 Goals

- Deploy a state charge code table that all agencies will use: DOC, Public Safety, Courts, County Attorneys, Department of Transportation, etc. (CJIS effort)
- The LiveScan system at IMCC, the offender fingerprint system for the Department of Public Safety, (DPS) will be fed data from ICON
- Offender DPS Rapsheets will be automatically updated from IOCN
- ICON and the Iowa Sex Offender Registry database will share data (CJIS effort)
- Deployment of Offender Property—non-consumables
- Continued Refinement of Performance Measures
- Continue CJIS Development



## ICON System Interactions with Other Iowa Agencies

- CJIS (Criminal Justice Information Systems)
  - DOC and County Attorneys: Victim information from county attorneys to ICON and offender release information from prison to county attorneys.
  - DOC and ICIS (Iowa Courts Information System) Electronic exchange of a PSI order and PSI returned to courts electronically
- DOC and BOP (Board of Parole) – ICON Case Management feeds the BOP docket, Board of Parole Release Plans and ICON in turn receives Review Dates, BOP Risk Scores and Decision Codes.
- DOC and ICIS – Offender recidivism is tracked through the Courts system where a 95% offender name match has been made
- ICON Medical and Banking information is pulled and placed in the ICON Case Management for manager usage.
- 30 outside agencies have access to ICON Case Management, such as local police departments, Federal probation/parole offices, Immigration, Child Support Recovery, DNA Crime Lab, Sex Offender Registry, etc.
- ICON sends Child Support Recovery (CSR) a file to assist with locating offenders
- ICON sends Medicaid a file to assist in the investigations of fraudulent usage of Medicaid
- ICON sends Iowa Vine data, which provides victims and other interested parties two important services: Information and Notification.



## Justice Data Warehouse

### Justice Data Warehouse

DOC has spent significant amounts of time and resources to develop standardized reports for CBC and Prison. DOC collaborated with Criminal and Juvenile Justice Planning (CJJP) to establish the Justice Data Warehouse (JDW) enhancement efforts.

Discussions continue about moving from a monthly ICON load to a more frequent timeframe, such as weekly or daily. As a reminder, the JDW stores ICON, Courts, Juvenile, and Public Safety data in one location. This allows us the functionality to tie our data into the court data for better recidivism rates than we've ever been able to compute historically. CJJP currently receives the Courts data daily and the Public Safety data weekly.

### FY11 Accomplishments:

JDW reports designed and enhanced to meet the template designed for the submission of annual reports for CBC/Prison.

The software application for JDW users was updated and resulted in report fixes and substantial cost savings. Established backup and recovery plan for JDW. Programming started for the migration to a more frequent load process, which is estimated to shorten the current load process by two days. Programming work continues to allow for only new and updated data being migrated monthly vs. an entire new load monthly.

- Prison Returns, 1 year, 2 year and 3 year rates – Offenders returned to prison for any reason within two years of parole or discharge from prison or work release.
- Created new Security Standards reports, to utilize the Toxin and Non-Toxin tables.
- Created Length of Stay report for Field Offices, which excludes supervision modifier time from supervision (i.e. absconder).

### FY2012 Goals:

- Update Specialty reports for both CBC and Prison Services.
- Update the Prison Services new admission groups
- Continue to enhance reports used for CBC/Prison annual reports, and expand capabilities for reporting key information to decision-makers.
- Create Recidivism Reports to target specific populations (i.e. Sex Offenders)
- Continued Research Priority reports. Programming changes to gain restitution information from the Courts.

Create reports for employment data







## Office of Offender Services



Jerry Bartruff  
Deputy Director—Offender  
Services

### **2011 Offender Services Annual Report**

The focus of the Office of Offender Services is to implement evidence based practices to assess, manage and reduce risk that advance successful offender reentry and increase public safety. Staff in community based corrections and the institutions deliver evidence based interventions and employ supervision strategies that are proven to reduce risk and revocations to prison.

These efforts led to a reduction in the prison population of 4.1% during FY 08, and in FY 09 there was a decrease of 4.3%. There were fewer new court commitments, probation and parole revocations and work release returns to prison.

That trend continued during the first seven months of FY 10, and on February 10, 2010 the prison population reached an all time low of 8,265 since a record high of 8,940 on October 3, 2007. Then during the remainder of FY 10, new court commitments to prison increased and releases from prison took a sharp downturn and the prison population increased. The count at the end of the fiscal year was 8,461, 141 more offenders than were on count when FY10 began.

In FY 11 the prison population continued to grow. Following a record high of 9,009 offenders on February 4, 2011, releases increased which resulted in a yearend population of 8,782.

The DOC continues the process of changing the culture of the organization to focus on successful offender reentry and to “institutionalize” reentry as a guiding principle that informs our work. Elements in that process are described in this report.

### **Advancing Successful Reentry Team (ASRT)**

Despite the sometimes daunting challenges we have faced over the last year here in Iowa, we have continued to make significant progress in accomplishing the Iowa Corrections Reentry Team’s (ICRT) vision *to contribute to offender success by promoting effective reentry principles and ensuring that effective reentry practices are fully implemented within the Iowa Corrections System*, as well as protecting community safety and using our resources wisely.

## Office of Offender Services

The Iowa Reentry Model arose from the recommendations of work groups established at the *Reentry in the State of Iowa: Accomplishments and Planning for the Future* conference held in Coralville, Iowa in September 2008. The Iowa Reentry Model includes defined processes and procedures to guide effective reentry from sentencing to discharge with consideration of resources available in different parts of the state and is to include the following items:

- consistent, actuarial assessments of risk and needs of offenders
- effective interventions only
- seamless case management plan
- risk reduction efforts as a primary focus
- range of supportive systems in place
- effective measurements
- training and Quality Assurance must be in place
- clear policy and other documentation
- range of incentives and sanctions for offenders
- effective communication among all partners in the process
- building of partnerships inside and outside of corrections
- victims' voices

The ICRT, working in conjunction with the Reentry Core Team, recognizes and celebrates our successes; desires to identify what further actions we need to take in order to bring the Iowa Reentry Model into full practice—and take those actions; and, prepares for the time when sound reentry practices are as much a part of our core mission as is security—and when we can expect and pass “reentry audits” with the same expertise as we do security audits today.

The DOC's mission statement is: *To advance successful offender reentry to protect the public, staff and offenders from victimization.* While symbolic on the surface, the mission statement stresses the importance DOC places on successful offender reentry as the key component helping to make Iowa a safer, better place to live.

For these reasons Director Baldwin commissioned the ASRT (Advancing Successful Reentry Team) Pre-Audit Team, composed of key staff drawn from all aspects of our work, from all parts of the state, and from all organizational levels. The team was asked to:

## Office of Offender Services

- Phase 1: Gather information—from our data systems, from a review of policies and procedures, and from personal conversations with those who are doing the work of reentry throughout the State of Iowa to gain a clear understanding of the “baseline”;
- Phase 2: Assess that information to give us a clear picture of exactly where we are on the journey toward the Iowa Reentry Model (gap analysis);
- Phase 3: Develop strategy to further evolve and improve practice with clearer policy, additional tools, targeted training; and,
- Phase 4: Implement strategy to move teams’ recommendations to practice.

The ASRT team members will visit all of Iowa DOC’s institutions and Judicial Districts in order to establish a “baseline” and to seek input from all levels of our organizations as to how to further strengthen our reentry efforts.

### **Fort Dodge Correctional Facility Reentry Training**

This three-day training took place one time per month, beginning in January of 2011, and was offered to each Fort Dodge Correctional Facility staff member. The trainings will go through November of 2011. The trainings were comprised of members of each department (i.e., security, treatment, health services, dietary, activities, work details, etc.).

The objectives of the training were: reentry as philosophy and way of doing business, not as a program; visit where we are individually in assisting with Reentry (i.e., relationship and rapport building with offenders); review the essential components of the Reentry Process; and, how to tie Stages of change and the Risk, Need, and Responsivity Principles together with Motivational Interviewing to complete an effective Reentry Case Plan.

### **Offender Transition Design Event**

The purpose of this event was to design a process for offenders’ movement through the correctional system that is based on risk assessment, risk management, and risk reduction to increase the likelihood of offenders reentering their communities from the least restrictive custody level.

The objectives of the event were to: define what success looks like; find a balance between the system and the institutional processes; identify gaps and challenges;

## Office of Offender Services

provide a consistent system that can be embraced by different entities; provide offenders with positive reinforcement and incentives to succeed; and, movement that is based on objective criteria to ensure that transfers and releases are based on risk, needs and successful reentry principles.

Various staff from each institution and Offender Services were involved in the event. Much process improvement work was completed and a Transition Incentive Program Policy is being created.

### **WISH**

Iowa Correctional Institution for Women (ICIW) received funds in FY 2010 to develop a gender-specific holistic, intensive outpatient substance abuse treatment demonstration project entitled “Women Inspiring Sobriety and Health” (WISH). WISH is designed to provide comprehensive, gender responsive substance abuse treatment over a 6 month period to female offenders who are subject to release within 12 months of incarceration. The project treats 45 female offenders during a six month cycle.

WISH is a major improvement to the existing female offender substance abuse treatment because this new program is not limited to long-term offenders. All female offenders who begin prison treatment with shorter sentences are afforded the opportunity to complete a gender-responsive holistic substance abuse treatment program which also provides a mentoring component to enhance their reentry/transition back into the community. A co-occurring component was also developed for this program which utilizes an integrated approach focusing on both substance use and psychiatric disorders.

The first cycle will be completed on November 21 with thirty seven graduates. Nine of the thirty-seven graduates were assessed with a dual diagnosis of mental health and substance abuse.

### **INNOVATIVE BEP PILOT PROJECT**

Since October of 2009, the DOC has been collaborating with the Judicial Branch, Fifth and Sixth Judicial Districts, the University of Iowa and the Iowa Coalition against Domestic Violence (ICADV) to test the feasibility and efficacy of a novel, evidence-based group intervention program for domestic abuse offenders. A draft of the new treatment manual has been completed and is being piloted in

## Office of Offender Services

the first, second, fifth and sixth judicial districts. The new curriculum entitled “***Achieving Change Through Value-Based Behavior***” (ACTV) is based on the principles and techniques of Acceptance and Commitment Therapy (ACT). The United States Substance Abuse and Mental Health Services Administration (SAMHSA) has now listed ACT as an empirically supported method as part of its National Registry of Evidence-based Programs and Practices (NREPP).

Acceptance and Commitment Therapy (ACT) is based on empirically-supported mindfulness-based cognitive behavioral therapy and has two major goals:

- To foster acceptance of unwanted mental experiences which are out of our personal control
- To facilitate commitment and action toward living a valued life.

The ACTV Curriculum has incorporated the essential components of Acceptance and Commitment therapy and applied it to working with domestic abuse offenders. ACTV seeks to expand the offenders’ knowledge of ACT and to assist them in applying it to their daily lives. The goal is to assist offenders in defining their true values in life and working with them as they move toward a life consistent with their values, particularly that of remaining nonviolent and non-abusive.

Iowa is the first state in the country to apply this model and these new techniques to a BEP. If the ACTV programming proves effective in reducing participants’ aggressive and controlling behavior more than existing programs around the country (which are all based on Duluth and/or cognitive-behavioral models), Iowa would have a ground-breaking curriculum to present to other states. The project, supported through Judicial Branch Violence Against Women Act funds, is now in the mid-stage of completion. Additional funds have been received to complete and evaluate this innovative approach to batterer’s treatment for statewide application and national review.

### **Brain Injury training**

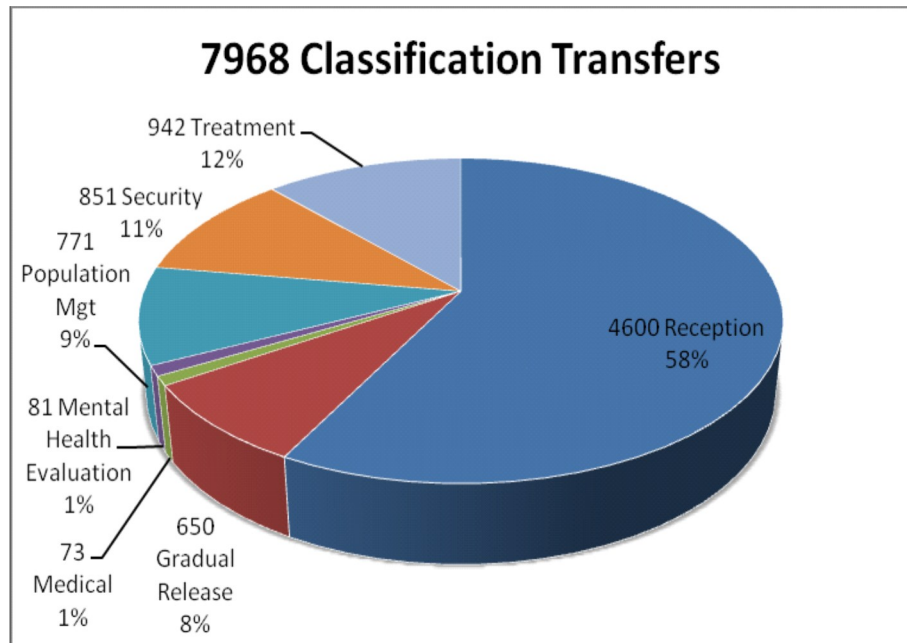
In partnership with the Iowa Department of Public Health and the Iowa Association of Care Providers, three trainings on brain injury were conducted throughout the year. The first was at the Governor’s Conference on Substance Abuse, the second was at the Iowa Corrections Association Spring Conference, and the third was for Iowa Medical and Classification Center (IMCC) staff. Ongoing

## Office of Offender Services

collaboration among stated agencies, as well as Brain Injury Association of Iowa, takes place for transition of offenders with brain injury from prison to the community.

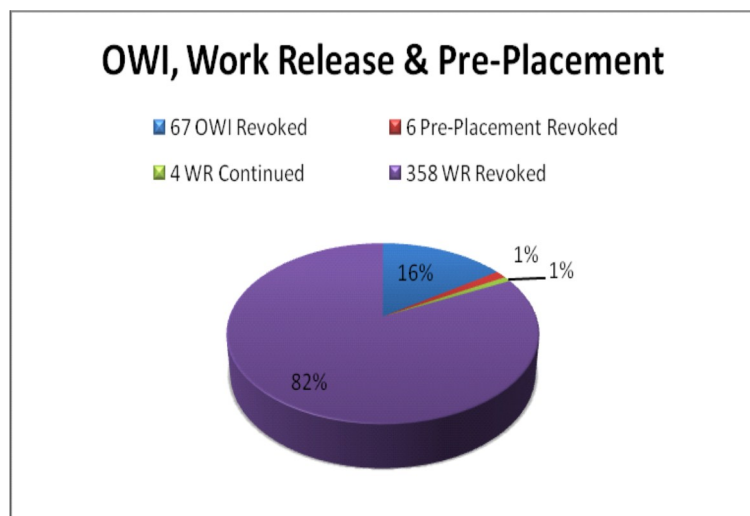
### Central Classification

IDOC continues to use the Custody Classification instrument, implemented in 2009 on incoming offenders and reclassified all incarcerated offenders. The instrument is gender specific and structured to better assess risk to security and to society and appropriate incarceration custody level recognizing security, programming and reentry services. The new scoring instrument, utilized for both male and female offenders resulted in classification and re-classification of a significant portion of the population to minimum custody.



### Community Placement- Work Release and OWI

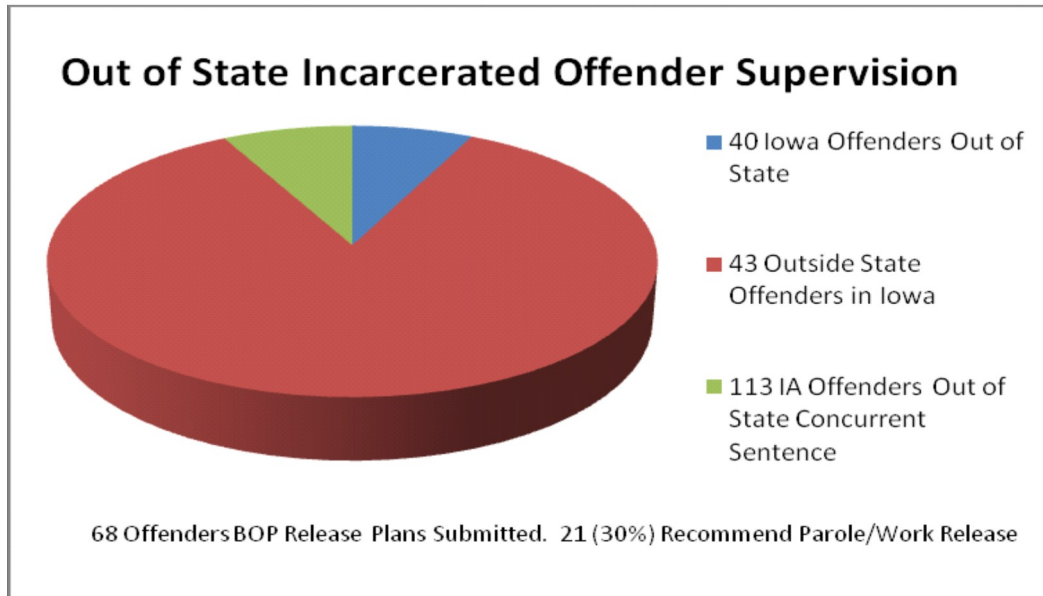
Offender Services has completed 435 classification decisions for work release and OWI offenders in community based residential facilities. 358 Work Release and 67 OWI offenders were returned to prison for violations.



## Office of Offender Services

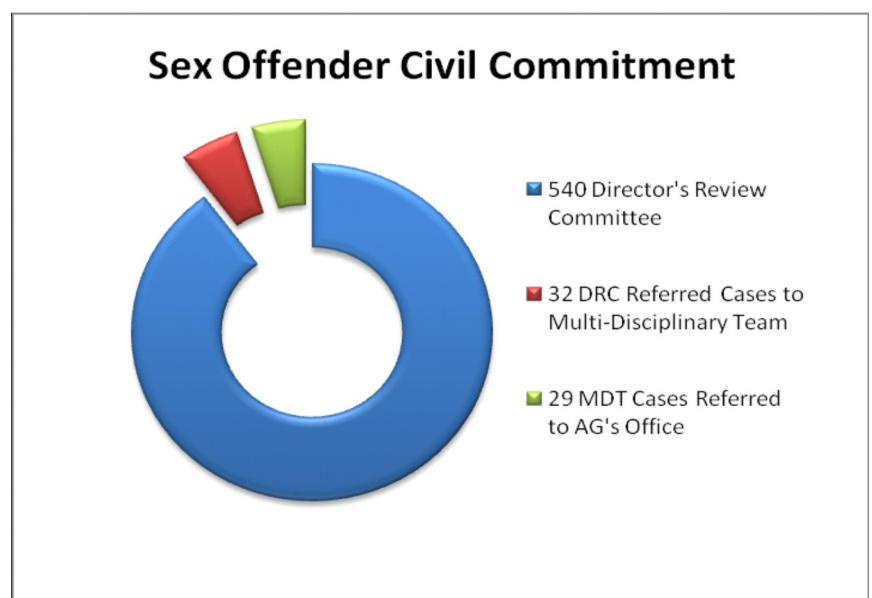
### Out of State Offender Supervision

- 40 Iowa offenders supervised Out of State Prison
- 43 Offenders from other states supervised in Iowa
- 113 Iowa offenders supervised Out of State/Concurrent sentence
- 68 BOP Release Plans submitted – 21 support parole/Work Release



### Sex Offender Civil Commitment Case Reviews

A total of 540 cases reviews were completed by the Director's Review Committee (DRC) with 32 referred to and reviewed by the Multidisciplinary Team (MDT). Twenty nine of the cases reviewed were referred on to the AG's office for prosecution as a Sexual Predator. AG will prosecute 12 cases; 8 cases will not be prosecuted.



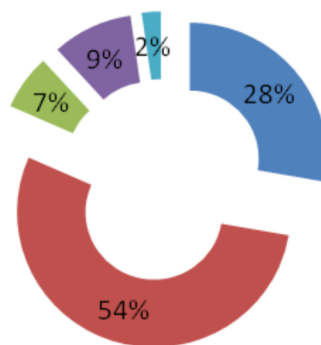
## Office of Offender Services

### Substance Abuse Treatment Service Level Assessment Program

Spectrum Health Systems, Inc. provides a substance abuse treatment service level assessment program to the IDOC for incoming offenders at the Iowa Medical and Classification Center (IMCC). IMCC admitted 4,820 offenders within the parameters of the target population (PRD less than 7 years). There were 2,585 referrals for comprehensive assessment with the assessment team completing 2,436 assessments.

Of those assessments 676 offenders were referred to inpatient treatment; 1,312 were referred to outpatient treatment; 161 were referred to aftercare; 232 were referred to relapse prevention; and, 55 were referred to no treatment.

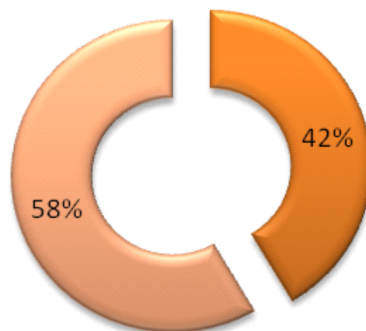
### Substance Abuse Treatment Level Assessment Program



- 676 Referred to InPatient Trmt
- 1312 Referred to OutPatient Trmt
- 161 Referred to Aftercare
- 232 Referred to Relapse Prevention
- 55 No Treatment Referral

Spectrum also provides screening for head injury and mental health evaluation referrals. Of the 2,436 assessments completed, 1,088 offenders screened as

### Additional Evaluations Needed (identified during initial assessment)



- 42% Need Further Eval for Head Injury
- 58% Need Mental Health Eval



## **Office of Offender Services**

### **Interstate Compact**

In 2011 Iowa continued to play an important role in assisting the Interstate Commission for Adult Offender Supervision (ICAOS) to fulfill its mission to “Guide the transfer of offenders in a manner that promotes effective supervision strategies consistent with public safety, offender accountability, and victim’s rights.” Throughout the year staff at the ICAOS National office conducted compliance audits of all 53 states and territories that are participants in the Interstate Compact. Iowa’s turn to be audited came in September, 2010. Iowa was found to be in substantial compliance with all 22 areas of the compact that were audited. Iowa was one of only four states to be so recognized.

At the recent ICAOS Annual Business Meeting five rule amendments were adopted by majority vote of the commissioners. These rule changes, which will become effective on March 1, 2012, involve the compact definition of resident, pre-release transfer requests, gang involvement, supervision history, victim notification and case closure procedures. Detailed information about the rule amendments will be disseminated by the Iowa compact office in early 2012. Trainings will be provided by the ICAOS National Office and will be available to all concerned Iowa corrections staff.

According to ICAOS statistics, at the close of FY 2011, other states were supervising 1,093 offenders on Iowa’s behalf under the compact while Iowa supervised 1,526 offenders at the request of other states. Nationally, over 113,000 offenders are supervised under the auspices of the Interstate Compact.

At the ICAOS Annual Business Meeting in October, 2010 Iowa’s Compact Commissioner, Charles Lauterbach, was elected to a two year term as Treasurer of the Interstate Commission. In that capacity Mr. Lauterbach is a member of the Commission’s Executive Committee and serves as Chairman of the ICAOS Finance Committee overseeing an annual Commission budget of over 1.5 million dollars.



## Office of Education



**Sandra Smith**  
Director of Education

### CORRECTIONAL EDUCATION PROGRAMS

**Division of Offender Services  
Iowa Department of Corrections  
Annual Report FY 2011**

#### The Correctional Education Mission is:

*To provide individuals with educational opportunities and skills necessary to function successfully and responsibly in society upon their release*

The Correctional Education Department is committed to developing comprehensive and standardized educational programs for offenders in the state of Iowa. In order to accomplish this goal, the department contracts with local community colleges and Area Education Agencies for regular and special educational services. This cooperation results in the provision of Literacy, ABE/GED, High School completion, Special Education classes, and Life Skills. Vocational programs were offered on a limited basis.

### **Overview of Correctional Education Services**

#### Literacy Programs

Offenders with a reading level below the 6<sup>th</sup> grade are required to participate in the Literacy Program. This program is a functional literacy program that provides offenders the opportunity to develop the educational skills necessary to function independently in society. These skills include, but are not limited to, reading, writing, and comprehension, along with an intensive phonics approach.

During FY 2011 the Literacy Program:

- ◆ Served **437** offenders in Literacy classes
- ◆ Provided **53,449** hours of instruction in literacy
- ◆ Awarded **306** literacy completions

#### ABE/GED Programs

The ABE program, in cooperation with the Literacy program, provides instruction for students who score below the 8<sup>th</sup> grade on the Test of Adult Basic Education (TABE). The instructional focus is on developing basic skills in reading, language arts, and mathematics, in preparation for GED course work.

Students whose skill levels are ninth grade and above are served in the GED program and prepare for the General Education Development Test. Subject areas addressed through this program include reading, writing skill, mathematics, social studies, and science.



## Office of Education

---

### During FY 2011 the GED Program:

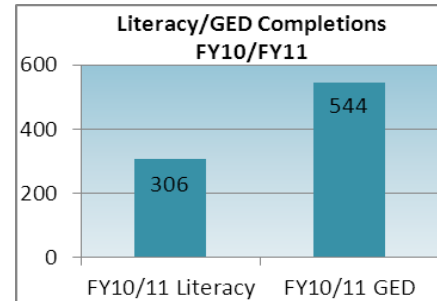
Served **1,089** offenders

Provided **205,953** hours of instruction in GED

Awarded **544** GED certificates

### During FY 2011 Vocational Certificates

Awarded **853** certificates



## STAFF DEVELOPMENT WORKSHOPS FOR CORRECTIONAL EDUCATION STAFF 2010 - 2011: "Reflecting on Diversity and Education"

### March 2011:

#### Carl Perkins Funds

Elisabeth Sanders-Park Provided an engaging workshop for offenders and staff, at ASP "Creative Solutions for Overcoming Barriers to Employment".

### Participant Quotes:



"We would like more workshops like this because some of us have been in prison for so long and have no ideas how to find a job".

"I'm glad that they are doing events like this and wish that they would do more".

"Programs like this help us that are getting ready to re-enter society, it helps us be more prepared"

---

**May 2011:**

Ms. Kittie Weston- Knauer appointed project manager by the Des Moines Public School Board, lead the development of a public charter school which open its doors to 100 seventh and eighth grade students January 2011. She continues to be a community volunteer and activist. Kittie provides guidance in the development of programs, policies and procedures that support educational programs.

**Accomplishments: Eight of Iowa's Nine Correctional Facilities have received CEA accreditation (CONGRATS TO ALL!!)**

CEA (Correctional Education Association) Accreditation Certificates were awarded to the following facilities July of 2011, at the CEA International Conference in Maryland:

Ft. Dodge Correctional Facility, Rockwell Correctional Release Center and Iowa Medical & Classification Center received accreditation certificates (three year recertification). Mt. Pleasant, Clarinda, Mitchellville, Anamosa, and Newton in FY 08 – 09. Eight of the nine Education Departments have now passed CEA Accreditation.

**Life Skills Program (12 Re-Entry Program)**

**Life Skills curriculum is a holistic approach to transitional planning and life skills application. The curriculum is taught over a 12 week period, is a 188 classroom hours and 10 hours per week of homework.**

**The goal of the instructor is to help offenders integrate what they will learn into their lives in a way that allows them to make better decisions, with the most important choice, being to conduct themselves in a way that they stay out of prison.**



**CORRECTIONAL EDUCATION PROGRAMS**  
**Iowa Department of Corrections**  
**Annual Report FY 2011**

| <u>INSTITUTION</u>   | <b>Literacy</b> | <b>GED</b> | <b>Special Education</b> | <b>Life Skills</b> | <b>ESL / ELL</b> | <b>Work Place Readiness</b> | <b>Vocational Education</b> |
|----------------------|-----------------|------------|--------------------------|--------------------|------------------|-----------------------------|-----------------------------|
| <b>ANAMOSA</b>       | X               | X          | X                        |                    |                  | X                           | X                           |
| <b>CLARINDA</b>      | X               | X          | X                        | X                  |                  | X                           | X                           |
| <b>FT. DODGE</b>     | X               | X          | X                        | X                  |                  | X                           | X                           |
| <b>MITCHELLVILLE</b> | X               | X          | X                        | X                  |                  | X                           | X                           |
| <b>FT. MADISON</b>   | X               | X          | X                        |                    |                  | X                           |                             |
| <b>OAKDALE</b>       | X               | X          | X                        |                    |                  | X                           | X                           |
| <b>MT. PLEASANT</b>  | X               | X          | X                        |                    |                  | X                           | X                           |
| <b>ROCKWELL CITY</b> | X               | X          | X                        | X                  |                  | X                           | X                           |
| <b>NEWTON</b>        | X               | X          | X                        | X                  |                  | X                           | X                           |
| <b>STATEWIDE</b>     | X               | X          | X                        |                    |                  | X                           | X                           |

**Correctional Education Goals: Four of the Five Correctional Education goals were met.**

Goals FY 2010 – 2011

- To offer Life Skills at all prison facilities.  
(Due to budget constraints, lost life skills program at MPCF)
- Identifying and Implementing Certificated Vocational Education Programs at all correctional facilities.
- To conduct four staff development workshops at DOC for correctional teachers and liaisons.
- To continue collecting Education / Life Skills data its impact regarding recidivism and job placement.
- CEA preparation will continue at all institutions in anticipation of future audits.



## Office of Learning Center



**Laura Farris**  
Learning Center Director

### Training Year 2011 Accomplishments

The Iowa Department of Corrections database tracks training throughout the DOC prisons, Central Office and CBCs for eLearning only; community-based corrections have separate tracking systems for other types of training. This database reports that the total hours of training provided statewide for Training Year '11 was 101,726 classroom/hands-on training hours and 102,661 eLearning training hours. This totals 204,387 training hours completed.

The Learning Center created the curriculum and program for a 4 week Pre-Service Academy, which will start July 1, 2011. The new Pre-Service curriculum greatly expands focus on effective offender supervision techniques.

The Learning Center conducted 7 Pre-Services in Training Year 2011 for a total of 21 weeks of Pre-Service Training. (In 2012 there are 7 Pre-Service Academies scheduled.)

In Training Year 2011, there were 38 hours of training offered via eLearning. (In training Year 2012, there will be almost 60 hours of training offered via eLearning.)

The Learning Center developed and implemented an Offender Supervision/Communications Train-the-Trainer Training for the Department. This training focused on effective offender management, communication and professionalism.

#### **The following goals and objectives have been identified for Training Year '12:**

**Goal:** All employees within the Department will receive, at minimum, the mandatory training topics per policy.

**Objective:** ICLC will provide centralized monitoring of training hours to ensure all staff meet the minimum requirements. The ICLC also strongly encourages all staff to exceed the minimum.

**Objective:** To provide consistent training throughout the Department.

**Goal:** The ICLC will develop all non hands-on mandatory training (per policy) on eLearning for Department staff to utilize.

**Goal:** To provide staff training that is specific, relevant and enhances professional growth.

**Objective:** ICLC will work with the Training Consortium, IDOC Management and other key staff to identify additional job-relevant training needed.



## Office of Safety and Health

---



**Dan Duus**  
Health and Safety Coordinator

### Iowa Department of Corrections 2011 Annual Report Dan Duus Safety Director

Following the early retirement of two Safety Officers we have not been able to replace those positions. We do however, have interim personnel assigned to be responsible for the safety issues in those two facilities and they doing a fantastic job.

The annual facility safety audits are nearly complete for this calendar year. Written programs, lesson plans for training, and documentation of training have been a focus of this audit as well as fall protection and lock out compliance.

Several Safety Officers have met in our Central Office every other month to develop correctional specific training programs that all of the Safety Officers will share. The result of this effort is a consistent approach to training issues that that addresses the unique correctional environment. We are also utilizing technology to better track offender safety training conducted throughout the department, which will lessen the potential for retraining an offender simply due to lack of documentation. Lock out, confined space entry, fall protection, scaffolding, and lead safety are several examples of programs that will be available for training our staff and offenders.

The construction at the Ft. Madison site is progressing quickly. It is exciting to witness the structures emerge and the site becoming an institution.


The Mitchellville site is also moving quickly. The challenge at that particular site is maintaining security while continuing to progress through the various construction phases since the site is an existing correctional facility.

The department's Hearing Conservation Program has been implemented again and hearing tests are conducted annually. We are also monitoring particular areas of noisy areas of each institution to ensure adequate hearing protection is in place. An eLearning module has been developed and implemented to assist with that element of the training program.

The department's worker's compensation claims have declined again this year, due in part to our Safety Officers and their hard work.

We are fortunate to have dedicated safety professionals.

## Office of Victim & Restorative Justice Programs



Office of Victim & Restorative Justice Programs  
Annual Report – FY2011

Mary Roche—Director of  
Victim & Restorative Justice  
Programs

The office of Victim and Restorative Justice Programs assisted victims and communities in Iowa with direct services and training including: registration, notification, safety planning, information, and victim/offender dialogue sessions. The Office handled over **1,480** phone inquiries, and **1,318** new victims were assisted with registration alone. Each of these newly registered victims received information specific to Iowa DOC victim services, the Iowa Crime Victim Compensation Fund, and the VINE program. At the end of this fiscal year, **12,912** victims had active registrations with DOC.

**The Victim Offender Intervention Services (VOIS)** program allows for direct and indirect facilitated communication between victims and offenders. This fiscal year, **twelve** victims participated in preparation sessions to initiate communication with an offender. Of these, **five** victims and offenders engaged in a face-to-face Victim Offender Dialogue, one of which was filmed by the Oprah Winfrey Network. **Four** of the victims engaged in indirect communication through letter writing and presentation of the letter directly to the offender, or communicating through a facilitator. In addition, the Apology Letter Bank received new submissions from offenders. **Three** of these letters were requested by victims.

This past year, the **Victim Advisory Council (VAC)** reviewed a number of policies and practices of the DOC. Primarily, the VAC focused on the DOC visitation policy and provided guidance and suggestions for administration of challenging cases. In addition, the VAC collaborated with the Iowa Attorney General's Office to improve victim registration issues, highlighting the need for victims to be informed of the various registration options. Confidentiality of Victim Impact Statements was an issue that arose this year and clarification of this issue was distributed to community-based corrections agencies.

**National Crime Victims' Rights Week 2011:** This year, the VAC collaborated with the Southern District US Attorney's Office, the Attorney General's Office Crime Victim Assistance Division, the Iowa Organization for Victim Assistance, the FBI Victim Assistance Program and Polk County Crisis and Advocacy to bring this year's theme "Reshaping the Future/ Honoring the Past" to life. Our event featured special guest speaker Kirby White sharing the inspirational story of his daughter, Elizabeth White, victim of a drunk driving crash. The Whites have established the "Liz" White Investment initiative, encouraging others to embrace the concepts of generosity and service to others.

At this year's event, the Law Enforcement Service Award was presented to Chief Chris Luhring of the Parkersburg Police Department. The IOVA John and Kay Egan Award was presented to Gary Flanagan, the Applington-Parkersburg High School counselor.

**Staff Victimization and Support Services (SVSS)** teams provided support to **224** staff in the **four** institutions that reported. A training session was provided at IMCC for new SVSS members, and continuing education and support was provided to the FDCF SVSS team. SVSS Teams were active at CCF, FDCF, IMCC, MPCF, and NCCF. Issues most often presenting for assistance included: bereavement, career concerns, retirement concerns, stress, and responding to critical incidents.



## Office of Victim & Restorative Justice Programs

**Training** was provided throughout this fiscal year to a variety of DOC staff and community groups:

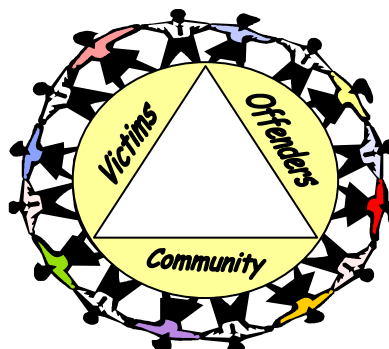
1. Workplace Violence Prevention training was provided to all staff in the 5<sup>th</sup> Judicial District throughout the year.
2. Victim registration and notification training was provided to staff in the 2<sup>nd</sup> Judicial District.
3. The Attorney General's Office Crime Victim Assistance Division staff were trained on the various victim programs offered in the DOC.
4. Juvenile Court Services in the 2<sup>nd</sup> Judicial District received training on Restorative Justice and the various programs the DOC has developed based on these principles.
5. Des Moines Area Community College's Criminal Justice Department received training related to DOC victim programs and restorative justice initiatives.
6. Drake University students in the Restorative Justice class received training on DOC restorative-based programs and the benefits to both victims and offenders.

**Victim Impact** classes continue to be facilitated in the institutions and a few of our judicial districts. This fiscal year, **477** offenders completed the class and attended victim panels as part of the curriculum. By the end of this fiscal year, all classes had adopted the updated Office for Victims of Crime (OVC) Listen and Learn curriculum. New and more experienced facilitators received continuing education on the delivery of this new curriculum during VI Facilitators' Meetings throughout the year.

In addition, NCCF and ICIW assisted with the **2011 Victim Impact Facilitator Training**. Fifteen staff were trained and sent back to their institutions and districts to begin facilitating classes.

In summary, this year demonstrated the DOC's ongoing commitment to quality victim services, and ensuring victims' rights and needs are addressed throughout our policies, programs and practices.

Submitted by  
Mary P. Roche, LMHC  
Director of Victim and Restorative Justice Programs



Circles of Support and  
Accountability

## Office of Policy and Legal



**Michael Savala**  
General Counsel

### Legal Services & Policy Division

The Department's Legal Services & Policy Division manages in-house legal concerns for the Department at both the institution and CBC level, including litigation strategy with the Attorney General's Office. During FY '11, the DOC had 164 lawsuits against the agency initiated by offenders in such areas including, but not limited to, medical care, use of force, loss of earned time, sex offender registry, and religious requests. Other duties of the Legal Division include reviewing contracts, consulting on personnel issues, reviewing policies, overseeing the State of Iowa jail inspection program, promulgating administrative rules, supervising Administrative Law Judges and responsibility for the DOC offender discipline system. In addition, the Division serves as Iowa's coordinator for the *International Prisoner Treaty Transfer* requests and teaches all new DOC employees 4 hours of *Correctional Legal Issues* at pre-service training.

One new responsibility taken on by the Legal Services & Policy Division was that of the Department's Diversity Program, which was created as a result of the Governor's Executive Order #4. EO 4 directs state government to ensure equal employment opportunities for all Iowans and to enhance job recruitment efforts of people of color.

In order to fully incorporate EO 4 into the Department's employment practices, the Division undertook a detailed examination in three areas: Recruitment, Hiring and Retention. Approximately 90 DOC statewide Equal Employment Opportunity/Affirmative Action staff members volunteered to serve in this effort.

Accomplishments to date include the creation of a consistent recruitment brochure; a job applicant contact card for use at job fairs (this information is entered into a statewide data base that all institutions can utilize when an opening occurs); a recruitment video which provides an overview of all nine institutions and various staff performing their jobs (the video is also shown on the DOC Webpage); and selling points such as loan forgiveness are included in the recruitment brochure and DOC Webpage.

To further advance the intent of EO 4, the Division is leading the efforts to compile listings of all jobs fairs/college visits with a high proportion of minority enrollment; EEO/AA committee members will be attending job fairs/college visits to show that we employ persons of color and to give prospective job applicants an opportunity to personally visit with an employee of color; and DOC policy has been amended to require that institutional EEO/AA committees be comprised of all job classes.

In implementing EO 4, the Department has collaborated with a number of partners, including: the Division of Persons with Disabilities; the Division on the Status of African-Americans; Division on the Status of Latino Affairs, Division on the Status of Asian and Pacific Islanders, Division on the Status of Women, Division of Deaf Services, and the Department of Vocational Rehabilitation Services.

It is the intent of the Department to have a staff that looks like an increasingly diverse Iowa. To do so requires affirmative efforts on our part to break down barriers that have historically restricted opportunities for people of color. In addition, having a diverse corrections staff will better enable DOC to manage and treat the diverse offender population under our supervision. In short, the Department views EO 4 not as a burden, but as an opportunity.

## Office of Media and Public Relations



**Fred Scaletta**  
Media and Public Relations

The Office of Media and Public Relations is responsible for a range of duties that extends far beyond media and public relations. Yet many of these responsibilities relate to common theme: the proper dissemination of sensitive and critical information.

The Media and Public Relations Office receives immediate notification from all DOC offices and facilities regarding any matter that is or could be of public and/or media interest. It is then determined whether the information is appropriate for public release, or is confidential and/or politically sensitive in nature. The Office responds to media requests regarding the DOC including operations, programs or incidents. All media events are orchestrated by the office as well as press releases, news conferences, and media relations during emergencies along with a variety of other events.

The office also receives numerous contacts from outside law enforcement and prosecuting authorities at the federal, state, and local levels related to intelligence and criminal investigation. He provides direction and guidance to public information officers at all nine correctional institutions and eight community-based corrections agencies.

The office also supervises the Office of Victim Services and Restorative Justice Programs; serves as the first contact in Corrections for Homeland Security, Emergency Management and Emergency Preparedness issues; administers the Department's DNA program that obtains and delivers DNA samples for investigations; administers the Sex Offender Registry program with the Division of Criminal Investigation; provides and shares intelligence data regarding criminal and potential terrorist activity with federal agents; oversees the offender phone system; coordinates and schedules immigration deportation hearings with Immigration Services; and serves as the Department's legislative liaison to the General Assembly.

For the 2012 Legislative Session this office will assume the Legislative Liaison responsibilities between the Department, Legislature and Legislative Offices.

The Office of Media and Public Relations, therefore, is responsible for a wide range of activities. But whether the task is coordinating emergency operations with other agencies, preparing media releases, responding to legislative inquiries, or updating the Sex Offender Registry, it is the Office's responsibility to properly handle information – to safeguard the legal rights and protect the safety and security of all Iowans.



## Office of Investigative Services



Jean Schlichtemeier  
Administrator

## Division of Investigative Services Annual Report FY2011

The Division of Investigative Services (DIS) is committed to reducing sexual violence in IDOC institutions and facilities. DIS provides central coordination and oversight of responsibilities and programs related to addressing sexual violence in a correctional environment. DIS is responsible to ensure IDOC is in compliance with the requirements and intent of the Prison Rape Elimination Act (PREA). In order to do so, DIS provides a statewide systematic approach to the issues caused by sexual violence in correctional settings.

The responsibilities of the Division are addressed by providing investigations in all nine IDOC facilities and in community-based residential facilities, provision of an e-learning training program for management and staff at all levels on sexual violence in correctional settings, classroom and one-on-one training on various topics, and implementation of programs necessary for the detection, prevention, reduction, and punishment for prison rape.

**Leadership matters:** "Strong leadership in state prison administrations is critical to changing prison culture. Zero tolerance for sexual violence and other predatory behavior was cited as the foundation for successful programs."

Strategies to Prevent Prison Rape by Changing the Correctional Culture, US Dept. of Justice, National Institute of Justice, October 2008.



The logo for the Office of Investigative Services features a vertical black line on the left side, intersected by several overlapping light blue squares of varying sizes and opacities. To the right of this graphic, the text "Office of Investigative Services" is written in a blue, serif font.

## Office of Investigative Services

---

### Training

DIS provided a two-hour on-site training to staff members who completed the Training Academy. The class was focused on understanding the basics of victimization. In addition the trainer developed a PREA presentation for the Sheriffs and Administrators Conference. The presentation was well-received and the trainer has been asked to provide training for staff in county jails. Beginning in December the trainer also developed and administered a PREA refresher class for offenders at the Anamosa State Penitentiary. The training consisted of a two-hour class discussing ways to report and how to remain free from sexual abuse.

During the past fiscal year, PREA e-learning has focused on the effects of sexual violence in correctional settings and our roles and responsibilities in prevention and detection of sexual violence along with recognizing and maintaining appropriate professional boundaries.

### Investigations

The two division investigators conducted administrative investigations of sexual violence as defined under the Prison Rape Elimination Act, civil rights complaints, and other investigations across the state in IDOC institutions and for the judicial districts. They worked together and with institution investigators. Referrals to criminal authorities were made when appropriate.

### Program Implementation

A PREA Standards Implementation Committee was developed that consisted of correctional professionals across the state. The Committee is charged with implementation of the PREA standards in the institutions. It is expected that the standards will be adopted as federal administrative rules in FY2012. At the inception of the Standards Committee, an assessment tool was developed to measure IDOC's current status as compared to the expected rules and to aid in implementation of their requirements.

### Other Responsibilities

The Division fulfilled many other responsibilities as well. One of the investigators is the IDOC's Statewide Hostage Negotiator Team Leader and a member of the IDOC Security Audit Team. During the last year, this investigator conducted several audits of institutions' evidence areas and provided training on team work to all IDOC hostage negotiators. The other DIS participated in the Victim Impact Program as a guest speaker. He discussed his experiences in law enforcement with assault, alcohol, drug-related, and other crimes that result in emotional and financial consequences on victims, their families, and on the community. Both investigators provided training for the Southeast Iowa Area Crime Commission on "Focused Interviewing" for Jailors and Deputies in that area. They also provided training for IDOC institutions' and the CBC's PREA investigators.

The Administrator managed investigations by the Division and institution PREA investigators, led the Standards Implementation Committee, coordinated the Sexual Violence Propensity assessment team in its work to audit and review the assessment tool, and responded to offender appeals of incoming publication review decisions. Beginning in April and along with the other two attorneys in Central Office, she conducted parole revocation hearings. She also assisted institutions with responses to complaints filled with the Iowa Civil Rights Commission and EEOC.

**Sexual abuse is "not part of the penalty that criminal offenders pay for their offenses against society."** - U.S. Supreme Court in *Farmer v Brennan*, 511 U.S. 825 (1994).



## Iowa Prison Industries

---



Dan Clark Director  
Iowa Prison Industries

IPI is a program that works by changing the lives of offenders so that they have a chance to become responsible, law-abiding, taxpaying individuals when they return to society.

Benefits of Offender labor:

- ◆ Provides Job Training
- ◆ Reduces Disruption and Violence
- ◆ Reduces Taxpayers' Costs
- ◆ Satisfies Citizens' Expectation

IPI provided more than 700 jobs throughout Iowa during FY2011. Research has shown that no other program is more important to the successful reentry of an offender than work programs.

IPI focuses heavily upon hard skill development by hands-on teaching of craftsmanship and on the soft skill development of cooperation and teamwork.

IPI offenders are among the finest craftsmen that can be found in a prison setting as is evidenced by our "Customer Report Card;" receiving 98.8% "Excellent" or "Good" rating on Service, Quality and Pricing with 96.5% of customers saying they would recommend IPI to others.



## Letter from the IPI Director

To the Customers, Employees and Friends of Iowa Prison Industries,

Fiscal Year 2011 was a challenging, but ultimately successful year for Iowa Prison Industries. Offender training for all three segments of IPI (*Traditional Industries, Farms, and Private Sector*) exceeded One Million Hours, an increase of 16% versus prior year. All three IPI segments showed improved financial results from the prior year as well. And as always, Iowa Prison Industries carried out its mission without receiving any appropriations from state government. Indeed, IPI's Private Sector and Commissary operations returned more than \$1.3 million to DOC institutions and Iowa's General Fund during FY2011.

IPI customers such as government agencies, school districts and non-profit groups have been facing tough budget situations, and as a result, their purchases from IPI Traditional Industries have been under pressure. Yet this same difficult economic environment led to increased purchases from other customer segments, in particular the Regents Universities, and Iowa's private and community colleges. Enrollments at Iowa's colleges and universities surged due to the slow job market, and this in turn meant increased purchases of dormitory and instructional furniture.

Sales of institutional furniture were strong as well, as IPI began supplying the new state prison in Fort Madison. And a number of product lines turned in record breaking performances, such as Signs, HVAC Filters and Braille Services. IPI's Commissary celebrated its tenth anniversary with its highest sales ever.

Financially, Traditional Industries ended FY2011 with sales of \$20.8 million (an increase of \$0.5 million from prior year) and Net Sustainable Income of \$1.0 million, an increase of \$0.8 million from FY2010. Offender training hours were 719,040.

IPI Farms, which operate on a calendar year basis, reported sales of \$1.2 million for 2010, a decline of \$0.1 million primarily due to a reduction in acres, as parcels were transferred to other state agencies and utilized by prison construction projects in Fort Madison and Mitchellville. But Net Sustainable Income increased to \$34,000 in 2010 versus a loss of \$8,000 in Calendar 2009. And as with everything in agriculture, we expect even better results for 2011.

IPI's Private Sector activity dramatically increased, as the number of offenders placed with our partner companies increased in FY2011 by 53% to 170. Gross wages grew to \$2.3 million, an increase of 72%. By law offenders are able to keep 20% of their gross wages, with the balance going to taxes, child support, and programs for victim restitution and compensation. All of these accounts, as well as the Room and Board amounts retained by the state prisons and Iowa's General Fund, increased dramatically. And so all three IPI divisions – Traditional Industries, Farms, and Private Sector – fulfilled their Mission by providing increased offender training opportunities and improved financial results versus prior years. This was due to the skill, dedication and hard work of the IPI team, and the support of our valued customers.

Every year IPI faces unique challenges, and for 2011 that challenge was the extreme heat wave that struck Iowa during the summer.

June, July and August are normally IPI's peak months for production and distribution. The staff and inmates of Iowa Prison Industries will not soon forget the long days in our factories working to meet the needs of IPI customers when the heat index surpassed 100 degrees week after week.

As we look ahead to FY2012 and future years, we remain focused on delivering excellent value, quality and service to our customers,

while providing offenders with an opportunity to develop personal responsibility and valuable work skills, and indeed, the chance to change their lives for the better. In so doing, IPI will continue to benefit all of Iowa's taxpayers and citizens.

On behalf of all of Iowa Prison Industries, I invite you to enjoy our FY2011 Annual Report, which provides an overview of our organization and Mission, and more details about our statewide operations.

Dan Clark  
Director, Iowa Prison Industries

# IPI: Three Distinct Programs

## Traditional Industries

- Seven “shops” operating inside institution grounds
- Signs, license plates, furniture, textiles, etc
- Sales to state agencies and non-profits

## Farms

- Row crops at 5 institutions
- Cow-calf operations at Newton and Anamosa, cattle at Ft. Madison
- Leased ground at 10 locations (parcels from 2 up to 809 acres)

## Private Sector Programs

- Eight private companies operating at four institutions
- State and federal guidelines
- On or off institution grounds
- IPI administers the contracts but doesn’t operate the individual programs



# IPI Inmate Employment (as of June 30, 2011)

|                                 |              |
|---------------------------------|--------------|
| Traditional Industries          | 530          |
| IPI Farms                       | 8            |
| Private Sector                  | 164          |
| <b>Total Offenders Employed</b> | <b>702</b>   |
| <b>Total Inmate Population</b>  | <b>8,782</b> |

*Over the year, 1,200 - 1,500 offenders work for IPI*





# Iowa Prison Industries

## Benefits To Iowa Citizens and Taxpayers:

- IPI is 100% self-funding, with no appropriated funds from the State.
- IPI provided over one million hours of inmate training in FY2011.
- Reduced recidivism = fewer victims on reentry & lower prison population.
- IPI is an Iowa company – purchases boost the State's economy.

## Benefits To Corrections:

- Work programs reduce idle time and ease population management.
- IPI programs provide institutions with incentives for good behavior.

## Benefits To Offenders:

- Marketable skills, resume building, performance reviews.
- Development of a sound work ethic.
- Self confidence and pride of accomplishment.
- Savings and family support.
- *Today's inmate is tomorrow's neighbor.*



# Statement of Intent (904.801)

It is the intent of this division that there be made available to inmates of the state correctional institutions opportunities for work in meaningful jobs with the following objectives:

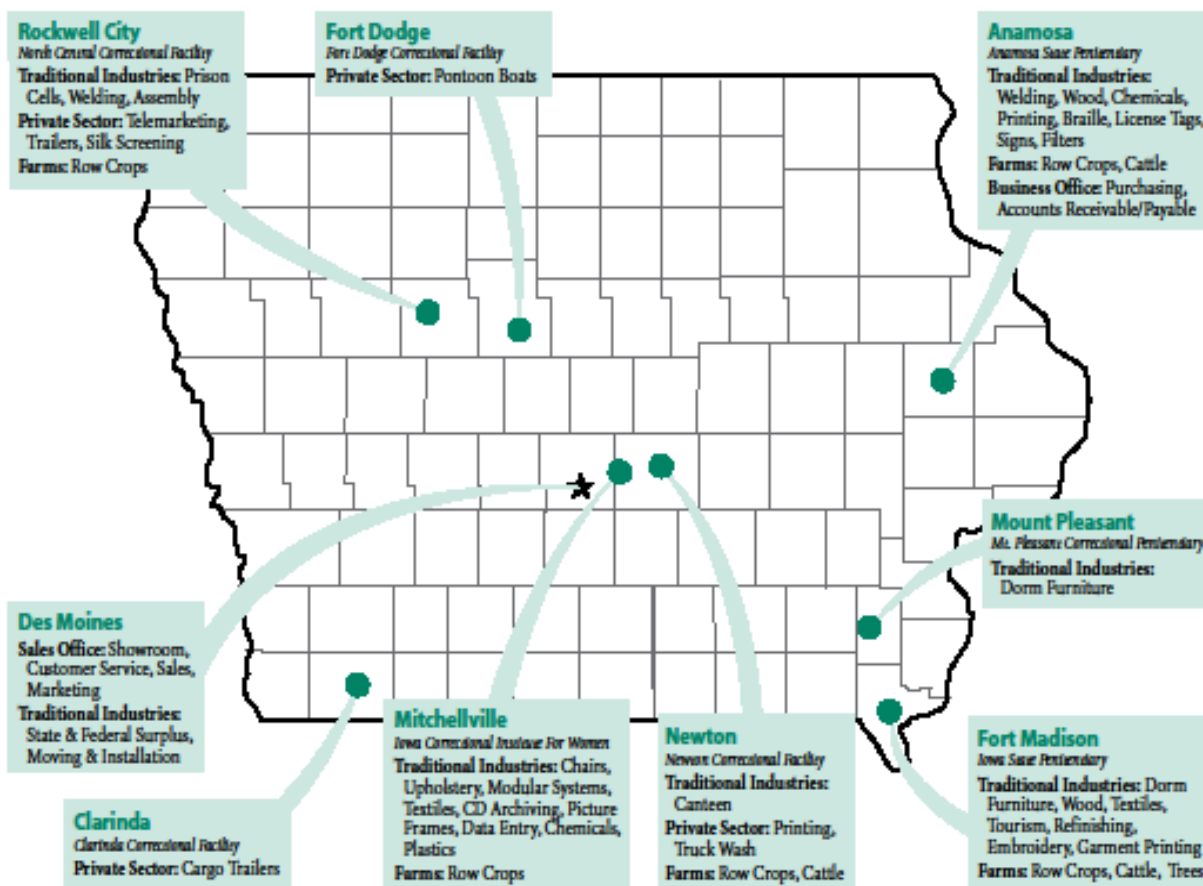
1. To develop within those inmates willing to accept and persevere in such work:
  - a. **Positive attitudes** which will enable them to eventually function as law-abiding, self-supporting members of the community;
  - b. **Good work habits** that will assist them in eventually securing and holding gainful employment outside the correctional system; and
  - c. To the extent feasible, **marketable skills** that can lead directly to gainful employment upon release from a correctional institution.
2. To enable those inmates willing to accept and persevere in such work to:
  - a. **Provide or assist in providing for their dependents**, thus tending to strengthen the inmates' family ties while reducing the likelihood that inmates' families will have to rely upon public assistance for subsistence;
  - b. **Make restitution**, as the opportunity to do so becomes available, to the victims of the offenses for which the inmates were incarcerated, so as to assist the inmates in accepting responsibility for the consequences of their acts;
  - c. Make it feasible to require that such inmates **pay some portion of the cost of board and maintenance** in a correctional institution, in a manner similar to what would be necessary if they were employed in the community; and
  - d. **Accumulate savings** so that such inmates will have funds for necessities upon their eventual return to the community.





# Iowa Prison Industries

## Locations & Contact Information



### Sales Office / Showroom

1445 E Grand Avenue  
Des Moines, IA 50316  
In Iowa: 800-670-4537  
Fax: 515-242-5779

Robert (Bob) Fairfax, 515-242-5778  
Director of Sales & Marketing

Dennis Barry, 515-242-5773  
Furniture, Central Iowa & Capitol Complex

Scott Klinefelter, 515-242-5776  
Furniture & Consumables, Western Iowa

Michael O'Brien, 319-350-5445  
Furniture, Eastern Iowa

Kevin Peterson, 319-350-8536  
Consumables, Eastern Iowa

### Anamosa Sales Office

Signs: 800-336-5863  
License Plates: 800-336-5863  
DHS Forms: 800-432-1963  
Print/Graphic Services: 800-432-1963  
Braille Transcription: 800-332-7922

### IPI Plants

Anamosa: 800-332-7922  
Fort Madison: 800-382-0019  
Mitchellville: 515-967-8884  
Mount Pleasant: 319-385-1730  
Newton: 641-791-9242  
Rockwell City: 712-297-7717

### Business Office

406 North High Street  
Anamosa, IA 52205  
Phone: 319-462-3504  
Fax: 319-462-2158

### Purchasing Office

406 North High Street  
Anamosa, IA 52205  
Phone: 319-462-3706  
Fax: 319-462-2158

### Federal Surplus Property

600 SE 18th Street  
Des Moines, IA 50317  
Phone: 515-266-6913

### Move & Installation Services

600 SE 18th Street  
Des Moines, IA 50317  
Phone: 515-266-6913

### IPI Farms

406 North High Street  
Anamosa, IA 52205  
Phone: 319-462-3504 x7708

# Financial Statements: Private Sector

## Private Sector Program FY 2011 vs FY 2010

|  | FY 2011        | FY 2010        | Increase / (Decrease) |
|--|----------------|----------------|-----------------------|
| Offenders Employed                       | 170            | 111            | 59                    |
| Total Hours Worked                       | 258,833        | 158,168        | 100,665               |
| Gross Wages                              | 2,317,264      | 1,348,774      | 968,490               |
| Taxes, FICA, Medicare                    | 408,418        | 235,101        | 173,317               |
| Child & Family Support                   | 153,487        | 77,364         | 76,123                |
| Victim Compensation & Restitution        | 352,059        | 216,213        | 135,846               |
| Other Miscellaneous                      | 82,350         | 42,562         | 39,788                |
| Inmate Account (20%)                     | 457,365        | 266,584        | 190,781               |
| <b>General Fund Offset, Institutions</b> | <b>863,585</b> | <b>510,950</b> | <b>352,635</b>        |

*Since inception, Private Sector programs have returned \$10.9 million to the State of Iowa.*

### Iowa Private Sector Employment Works!

In a recent study conducted by Cindy J. Smith, Ph.D., of the University Baltimore, her final report submitted to NIJ described findings from a multi-state study, including Iowa. The following highlights the findings from the Iowa sample, which tracked 1,091 inmates who worked in private sector prison industries jobs and were released from prison between 1999 and 2001, and compared their results with similar offenders who had worked in either traditional prison industries or other institutional jobs. All offenders were tracked through mid-2003. This results in a follow-up period of slightly less than two years up to four and one-half years.

**Fact #1:** Private sector prison workers are **significantly more likely to get jobs following release**. 80% of private sector prison workers obtained employment within the first quarter upon release, compared to 60% of the other groups. Just 11% of private sector prison workers did not have reported earnings on follow-up, compared with 21% and 27% of the other groups.

**Fact #2:** Private sector prison workers are **significantly more likely to be continuously employed following release**. 49.2% of private sector prison workers were employed for one year or more continuously, compared to 43.9% and 45.6% of the other groups.

**Fact #3:** Private sector prison workers **retained employment significantly longer** than the comparison groups, based on survival analysis of the employment data described above.

**Fact #4:** Private sector prison workers **earn higher wages**. Mean wages for private sector prison workers over 6.6 quarters were \$4,381 to \$5,620 higher than the comparison groups.


**Fact #5:** Private sector prison workers are **significantly more likely to stay out of prison**, compared to offenders who were not involved in prison industries while incarcerated. 95.5% of private sector prison workers, and 95.6% of the traditional prison industries comparison group remained out of prison during the follow-up period, compared to 91.2% of the comparison group who had other institutional job assignments.

**What this means:** IPI's private sector prison employment program **helps released offenders become taxpaying citizens faster and remain employed longer** than similar offenders who did not work in private sector prison jobs, and **reduces their likelihood of returning to prison. These findings demonstrate private sector prison employment is an effective means to successful offender reentry into the community.**

### Iowa Leads The Nation In Rehabilitation!



# Management Information Systems



## IOWA CORRECTIONS OFFENDER NETWORK(ICON) CASE MANAGEMENT SYSTEM

An offender typically interacts with multiple Department of Corrections (DOC) personnel during the different stages of a crime's adjudication: pretrial interviewers, presentence investigators, counselors, etc. At each stage DOC personnel spend considerable time and resources collecting necessary information. The majority of information garnered is stored locally in paper files or incompatible systems that are inaccessible to other DOC personnel. The expense of repeated data collection may be incurred upward of ten times during the first 60 days of interaction with an offender. Further considering that a typical offender passes through the judicial and corrections system multiple times during their lifetime, the amount of redundancy that can be eliminated by a well-crafted central information system capable of supporting the various corrections services becomes overwhelmingly evident.

DOC typically represents one of the largest discretionary spending line items of a state budget. With offender population as well as cost of administering an offender rising rapidly, DOC needs a system that can help evaluate the effectiveness of various programs and help identify under-utilized resources. At the same time counselors need detailed individual information presented in a context that will aid in their efforts to reduce recidivism. A central information system designed to support such analytics enables the DOC to make more informed decisions and be more responsive to the legislature and other agencies.

### Design Process

Case Management is specifically designed for the corrections industry. The design process included interviews with users representing all the different institution, residential, field, and central office services provided by the DOC. The representatives described in detail their operational processes and data collection needs.

The system was carefully crafted to support all workflows, screens and reports before the system was actually developed. Over the years, the system has incorporated feedback from hundreds of users, further improving usability.

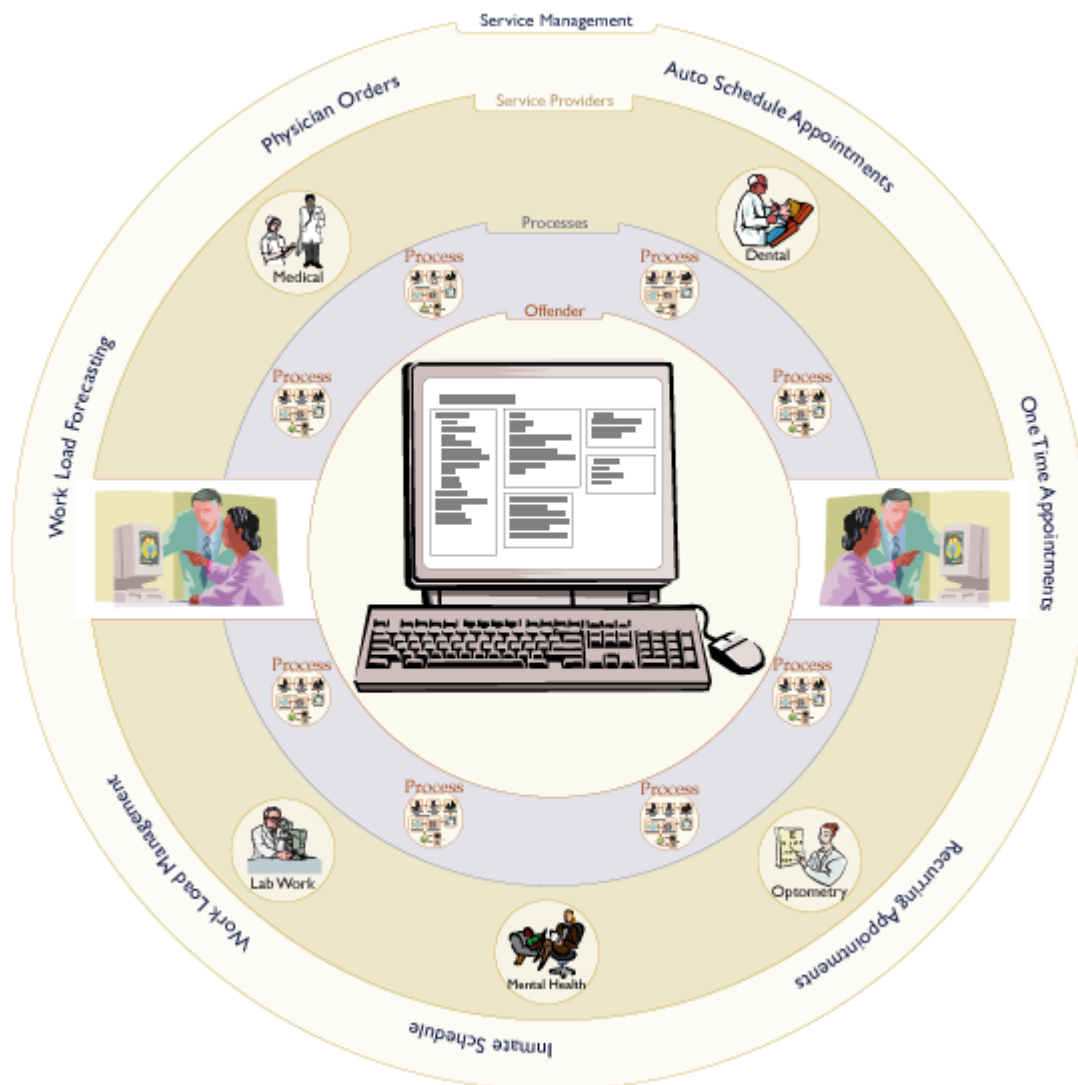
All offender count data throughout this annual report comes from the ICON Case Management System.



## IOWA CORRECTIONS OFFENDER NETWORK(ICON) MEDICAL SYSTEM

Medical providers in the corrections industry face unique challenges including a population with a greater need for health care, increased documentation requirements, the need to transfer medical information quickly as inmates move between facilities, and the difference in the behavior and veracity of inmates as compared with typical patients. Offender Management Suite (OMS) Medical Services was designed by nurses, doctors, pharmacists, counselors, and central office personnel experienced in the corrections industry to address these special challenges.

The cornerstone of OMS Medical Services is a secure online medical information system that allows authorized personnel to easily review and update an inmate's medical record as well as use analytical tools while shielding sensitive information from unauthorized access. Its unique multi-level scheduling system enables the Department of Corrections (DOC) to efficiently utilize scarce medical resources. It also raises the level of care by using "wizards" to direct users to consistently collect all necessary information needed to make more informed assessments and diagnoses.



## Total Encounters FY2011

An encounter requires lengthier medical record information and may not require actual offender contact.

| Total Encounters by Discipline    | ASP           | CCF          | FDCF         | ICIW         | IMCC          | ISP          | MPCF/<br>MWU | NCCF         | NCF/CRC      | TOTAL         |
|-----------------------------------|---------------|--------------|--------------|--------------|---------------|--------------|--------------|--------------|--------------|---------------|
| Physician                         | 8667          | 9659         | 8750         | 10072        | 21200         | 7592         | 10613        | 2685         | 9387         | 88625         |
| Physician Assistant               | 0             | 0            | 284          | 1            | 23042         | 0            | 2            | 15           | 1001         | 24345         |
| Nurse                             | 52873         | 38443        | 48243        | 35889        | 175123        | 62823        | 44087        | 19344        | 57511        | 535336        |
| Psychiatrist                      | 1644          | 2068         | 2367         | 2546         | 10967         | 3202         | 1974         | 476          | 2396         | 27640         |
| Psychologist                      | 7966          | 3629         | 4340         | 6003         | 9111          | 9257         | 9717         | 2073         | 9631         | 61727         |
| Dentist                           | 1977          | 407          | 2274         | 1758         | 3688          | 567          | 1873         | 294          | 1833         | 14671         |
| Dental Hygienist/<br>Assistant    | 223           | 154          | 197          | 1            | 3179          | 1943         | 1435         | 0            | 197          | 7329          |
| Social Worker                     | 0             | 5881         | 0            | 0            | 1915          | 1            | 0            | 0            | 0            | 7797          |
| Dietitian                         | 0             | 26           | 832          | 29           | 779           | 32           | 194          | 1            | 59           | 1952          |
| Psychiatric Nurse<br>Practitioner | 0             | 0            | 0            | 0            | 30            | 0            | 0            | 55           | 0            | 85            |
| Optometry                         | 519           | 599          | 676          | 553          | 867           | 836          | 811          | 0            | 825          | 5686          |
| <b>TOTAL</b>                      | <b>773869</b> | <b>60866</b> | <b>67963</b> | <b>56852</b> | <b>249901</b> | <b>87253</b> | <b>70706</b> | <b>24943</b> | <b>82840</b> | <b>775193</b> |

## Miscellaneous FY11

|              | X-RAYS      | OFF-SITE VISITS | LABS         |
|--------------|-------------|-----------------|--------------|
| ASP          | 256         | 523             | 1662         |
| CCF          | 147         | 97              | 2195         |
| FDCF         | 133         | 341             | 1400         |
| ICIW         | 108         | 589             | 1551         |
| IMCC         | 1063        | 2783            | 6797         |
| ISP          | 179         | 308             | 1610         |
| MPCF         | 83          | 372             | 1669         |
| NCCF         | 17          | 90              | 625          |
| NCF          | 182         | 688             | 1408         |
| <b>Total</b> | <b>2168</b> | <b>5791</b>     | <b>18917</b> |

## IOWA CORRECTIONS OFFENDER NETWORK(ICON) MENTAL HEALTH SYSTEM

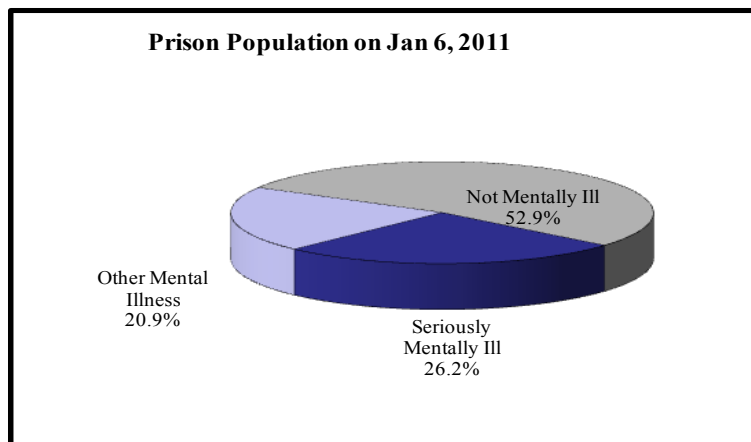
At the time of initial admission to prison, and subsequently at every transfer between institutions, offenders are screened for mental health issues with an evidence-based tool, with referrals for further assessment, observation and follow-up as indicated. This process has led to improved documentation of the mentally ill within the Iowa prison system as well as an increased awareness of offenders' mental health issues as they occur.

Currently about 47 percent of the offender population in prison has a current mental health diagnosis. The most common diagnoses are substance use disorders and depression including major depressive disorders. A higher proportion of women offenders are mentally ill compared with the male offender population. Offenders' mental health issues range greatly in severity, from a simple depressive episode that requires short term medication and supportive treatment, to a conversion disorder that requires frequent medical and psychiatric interventions, including appropriate consultations with the University of Iowa Hospitals and Clinics. While the numbers of offenders at the extreme high level of care are few they do demand significant resources.

About 26 per cent of the prison population has been diagnosed with a serious mental illness, including chronic and persistent mental illnesses in the following categories:

- Schizophrenia
- Recurrent Major Depressive Disorders
- Bipolar Disorders
- Other Chronic and Recurrent Psychosis
- Dementia and other Organic Disorders

This population is difficult to treat, has cyclical episodes despite stability on medication, and often has a course that shows functional decline over the years despite the best of interventions the system uses to provide stability.





**Female Inmates: Top 10 MI Diagnoses  
Prison Population on January 6, 2011**

| <b>Diagnosis Category</b>                    | <b>N</b> | <b>%</b> |
|--|----------|----------|
| Substance use disorders                      | 339      | 46.8%    |
| Depression and major depressive disorders    | 283      | 39.1%    |
| Personality disorders                        | 187      | 25.8%    |
| Anxiety, general anxiety and panic disorders | 173      | 23.9%    |
| Bipolar disorders                            | 110      | 15.2%    |
| Posttraumatic stress disorder (PTSD)         | 106      | 14.6%    |
| Psychosis/Psychotic disorders                | 101      | 14.0%    |
| Other adjustment disorders (not PTSD)        | 42       | 5.8%     |
| Dysthymia/Neurotic depression                | 36       | 5.0%     |
| Schizophrenia                                | 32       | 4.4%     |

**Male Inmates: Top 10 MI Diagnoses  
Prison Population on January 6, 2011**

| <b>Diagnosis Category</b>                    | <b>N</b> | <b>%</b> |
|--|----------|----------|
| Substance use disorders                      | 1,963    | 24.1%    |
| Depression and major depressive disorders    | 1,430    | 17.6%    |
| Anxiety, general anxiety and panic disorders | 1,177    | 14.5%    |
| Personality disorders                        | 842      | 10.3%    |
| Psychosis/Psychotic disorders                | 617      | 7.6%     |
| Other adjustment disorders (not PTSD)        | 397      | 4.9%     |
| Bipolar disorders                            | 382      | 4.7%     |
| Schizophrenia                                | 256      | 3.1%     |
| Posttraumatic stress disorder (PTSD)         | 239      | 2.9%     |
| Impulse control disorders                    | 221      | 2.7%     |

Above includes all diagnoses, not just seriously mentally ill (SMI).  
Offenders with diagnoses in more than one category are counted more than once.

**Iowa Prison Population by MI Diagnosis: January 6, 2011  
Including Seriously Mentally Ill (SMI)**

| Institution                 | N Beds       |            | Total Inmates | Number w/<br>MH Diagnosis | % with<br>MH Dx | Number       |              |
|-----------------------------|--------------|------------|---------------|---------------------------|-----------------|--------------|--------------|
|                             | Capacity     | Med/Seg    |               |                           |                 | SMI          | % SMI        |
| Anamosa (ASP)               | 911          | 175        | 1,160         | 496                       | 42.8%           | 215          | 18.5%        |
| Luster Heights (LUH)        | 88           | -          | 80            | 7                         | 8.8%            | -            | 0.0%         |
| <b>TOTAL</b>                | <b>999</b>   | <b>175</b> | <b>1,240</b>  | <b>503</b>                | <b>40.6%</b>    | <b>215</b>   | <b>17.3%</b> |
| Clarinda (CCF)              | 750          | 24         | 875           | 429                       | 49.0%           | 232          | 26.5%        |
| Lodge (CCFL)                | 225          | -          | 195           | 80                        | 41.0%           | 30           | 15.4%        |
| <b>TOTAL</b>                | <b>975</b>   | <b>24</b>  | <b>1,070</b>  | <b>509</b>                | <b>47.6%</b>    | <b>262</b>   | <b>24.5%</b> |
| Fort Dodge (FDCF)           | 1,162        | 75         | 1,259         | 492                       | 39.1%           | 219          | 17.4%        |
| <b>TOTAL</b>                | <b>1,162</b> | <b>75</b>  | <b>1,259</b>  | <b>492</b>                | <b>39.1%</b>    | <b>219</b>   | <b>17.4%</b> |
| Mitchellville (ICIW)        | 455          | 49         | 576           | 457                       | 79.3%           | 326          | 56.6%        |
| <b>TOTAL</b>                | <b>455</b>   | <b>49</b>  | <b>576</b>    | <b>457</b>                | <b>79.3%</b>    | <b>326</b>   | <b>56.6%</b> |
| IMCC                        | 585          | 158        | 929           | 449                       | 48.3%           | 289          | 31.1%        |
| <b>TOTAL</b>                | <b>585</b>   | <b>158</b> | <b>929</b>    | <b>449</b>                | <b>48.3%</b>    | <b>289</b>   | <b>31.1%</b> |
| Fort Madison (ISP)          | 588          | 19         | 580           | 244                       | 42.1%           | 116          | 20.0%        |
| JBU                         | 152          | -          | 180           | 65                        | 36.1%           | 29           | 16.1%        |
| CCU                         | 160          | 40         | 203           | 199                       | 98.0%           | 171          | 84.2%        |
| <b>TOTAL</b>                | <b>900</b>   | <b>59</b>  | <b>963</b>    | <b>508</b>                | <b>52.8%</b>    | <b>316</b>   | <b>32.8%</b> |
| Mount Pleasant (MPCF)       | 774          | 44         | 977           | 415                       | 42.5%           | 238          | 24.4%        |
| Woman's Unit (MWU)          | 100          | 4          | 96            | 76                        | 79.2%           | 59           | 61.5%        |
| <b>TOTAL</b>                | <b>874</b>   | <b>48</b>  | <b>1,073</b>  | <b>491</b>                | <b>45.8%</b>    | <b>297</b>   | <b>27.7%</b> |
| Rockwell City (NCCF)        | 245          | 18         | 499           | 192                       | 38.5%           | 92           | 18.4%        |
| <b>TOTAL</b>                | <b>245</b>   | <b>18</b>  | <b>499</b>    | <b>192</b>                | <b>38.5%</b>    | <b>92</b>    | <b>18.4%</b> |
| Newton-Medium (NCF)         | 762          | 49         | 909           | 414                       | 45.5%           | 229          | 25.2%        |
| Minimum (CRC)               | 252          | -          | 346           | 156                       | 45.1%           | 74           | 21.4%        |
| <b>TOTAL</b>                | <b>1,014</b> | <b>49</b>  | <b>1,255</b>  | <b>570</b>                | <b>45.4%</b>    | <b>303</b>   | <b>24.1%</b> |
| <b>INSTITUTIONAL TOTALS</b> | <b>7,209</b> | <b>655</b> | <b>8,864</b>  | <b>4,171</b>              | <b>47.1%</b>    | <b>2,319</b> | <b>26.2%</b> |

In addition to offenders who are seriously mentally ill, those with certain other mental illness diagnoses or serious intellectual disabilities also often require specialized placement and care. This latter population of offenders of offenders with special needs includes persons with the following diagnoses or development disabilities:

- Borderline personality disorder
- Pervasive developmental disorders including autistic disorder, Asperger's disorder and Rhett's disorder
- Borderline intellectual functioning
- Mental retardation

The charts on this page contain information for this combined group of offenders with serious mental illnesses and special needs.

**Prison Population on January 6, 2011  
Seriously Mentally Ill & Inmates with Special Needs**

| Facility                                | Total In-<br>mates | Total<br>SMI/<br>Special | %            | Females    | Males        |
|---|--------------------|--------------------------|--------------|------------|--------------|
| Anamosa State Penitentiary              | 1,160              | 240                      | 20.7%        |            | 240          |
| Anamosa - Luster Heights                | 80                 | -                        | 0.0%         |            |              |
| Clarinda Correctional Facility          | 875                | 274                      | 31.3%        |            | 274          |
| Clarinda - Lodge                        | 195                | 33                       | 16.9%        |            | 33           |
| Fort Dodge Correctional Facility        | 1,259              | 235                      | 18.7%        |            | 235          |
| Iowa Correctional Institution for Wom-  | 576                | 338                      | 58.7%        | 338        |              |
| Iowa Medical & Classification Center    | 929                | 314                      | 33.8%        | 29         | 285          |
| Iowa State Penitentiary                 | 580                | 131                      | 22.6%        |            | 131          |
| Iowa State Penitentiary - Clinical Care | 203                | 176                      | 86.7%        |            | 176          |
| Iowa State Penitentiary - John Bennett  | 180                | 31                       | 17.2%        |            | 31           |
| Mount Pleasant Correctional Facility    | 977                | 282                      | 28.9%        |            | 282          |
| Mount Pleasant - Women's Unit           | 96                 | 61                       | 63.5%        | 61         |              |
| Newton Correctional Facility            | 909                | 252                      | 27.7%        |            | 252          |
| Newton - Correctional Release Center    | 346                | 84                       | 24.3%        |            | 84           |
| North Central Correctional Facility     | 499                | 92                       | 18.4%        |            | 92           |
| <b>Institution Totals</b>               | <b>8,864</b>       | <b>2,543</b>             | <b>28.7%</b> | <b>428</b> | <b>2,115</b> |


**SMI/Special Needs Inmates  
By Level of Care (Based on Bed Designation)**

| Level of Care                  | Total SMI/ Special Needs |               | Females    |               | Males        |               |
|--------------------------------|--------------------------|---------------|------------|---------------|--------------|---------------|
|                                | N                        | %             | N          | %             | N            | %             |
| Acute/Sub-Acute                | 93                       | 3.7%          | 38         | 8.9%          | 55           | 2.6%          |
| Intensive Outpatient           | 185                      | 7.3%          | 32         | 7.5%          | 153          | 7.2%          |
| Special Needs                  | 148                      | 5.8%          | 61         | 14.3%         | 87           | 4.1%          |
| Outpatient                     | 2,117                    | 83.2%         | 297        | 69.4%         | 1,820        | 86.1%         |
| <b>Total SMI/Special Needs</b> | <b>2,543</b>             | <b>100.0%</b> | <b>428</b> | <b>100.0%</b> | <b>2,115</b> | <b>100.0%</b> |



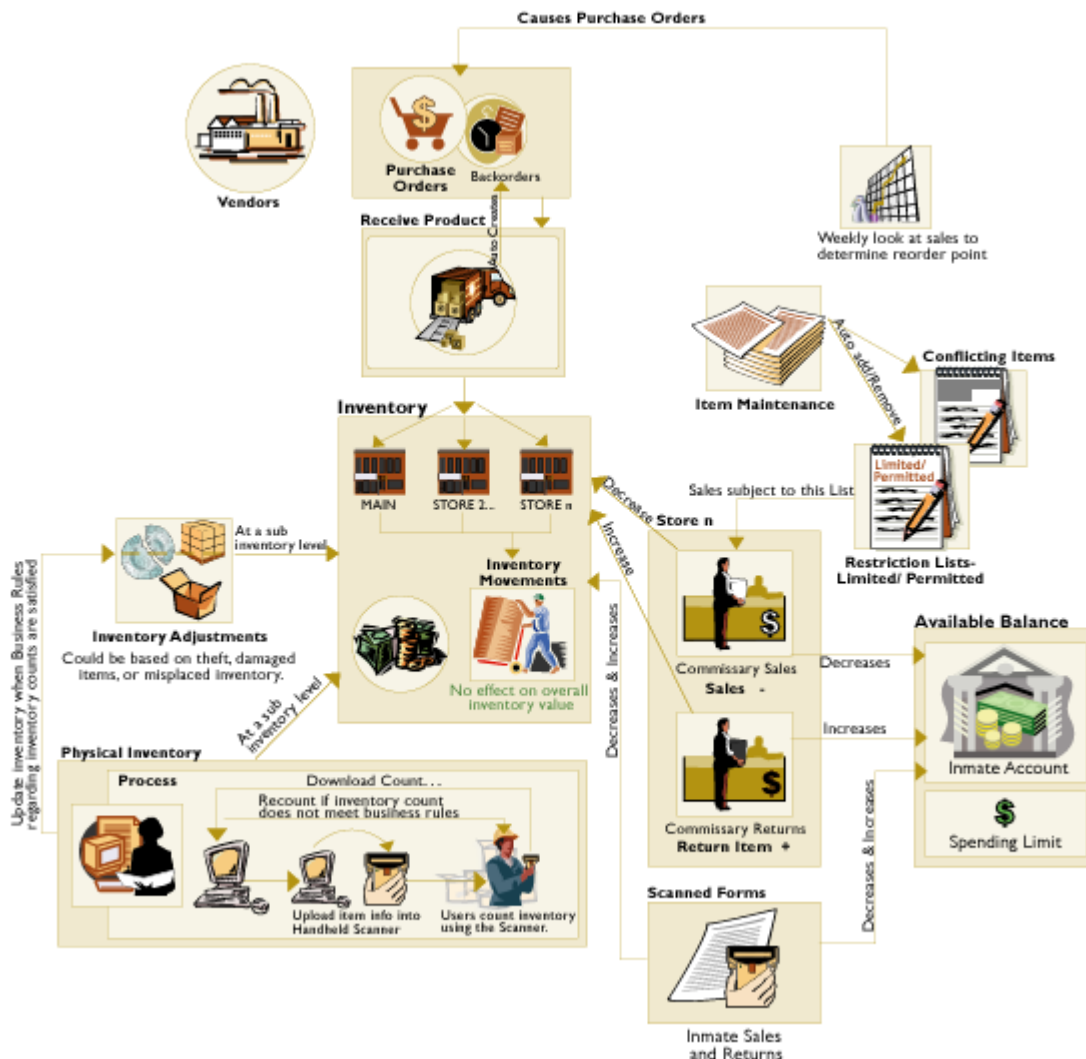
## IOWA CORRECTIONS OFFENDER NETWORK (ICON) ICON View

The goal of the ICONView application is to aid in detecting and preventing unlawful or security related violations by offenders through contact with the outside community. Various systems are currently in place to track financial transactions, phone calls, email messages, visits, and other offender interactions with the outside community. ICONView provides a single interface to view and analyze data from these multiple disparate applications. The system presents the data in a fashion that makes it easier for investigative staff to identify patterns. There were 12,378 hits to ICONView in FY2011.



# IOWA CORRECTIONS OFFENDER NETWORK (ICON) Commissary

OMS Commissary Operations is a state-of-the-art commissary system specifically designed for the unique requirements of the Corrections industry. It manages commissary operations and inventory for multiple correctional facilities. Through sophisticated automation routines for purchasing, inventory management and sales processes that support earned incentive programs, the system dramatically reduces personnel time needed to conduct business. At the same time it improves data accuracy and provides a comprehensive set of analytical tools to aid commissary operations and facility security. Pictured below is a high level overview of the application process:



## IOWA CORRECTIONS OFFENDER NETWORK (ICON) Commissary

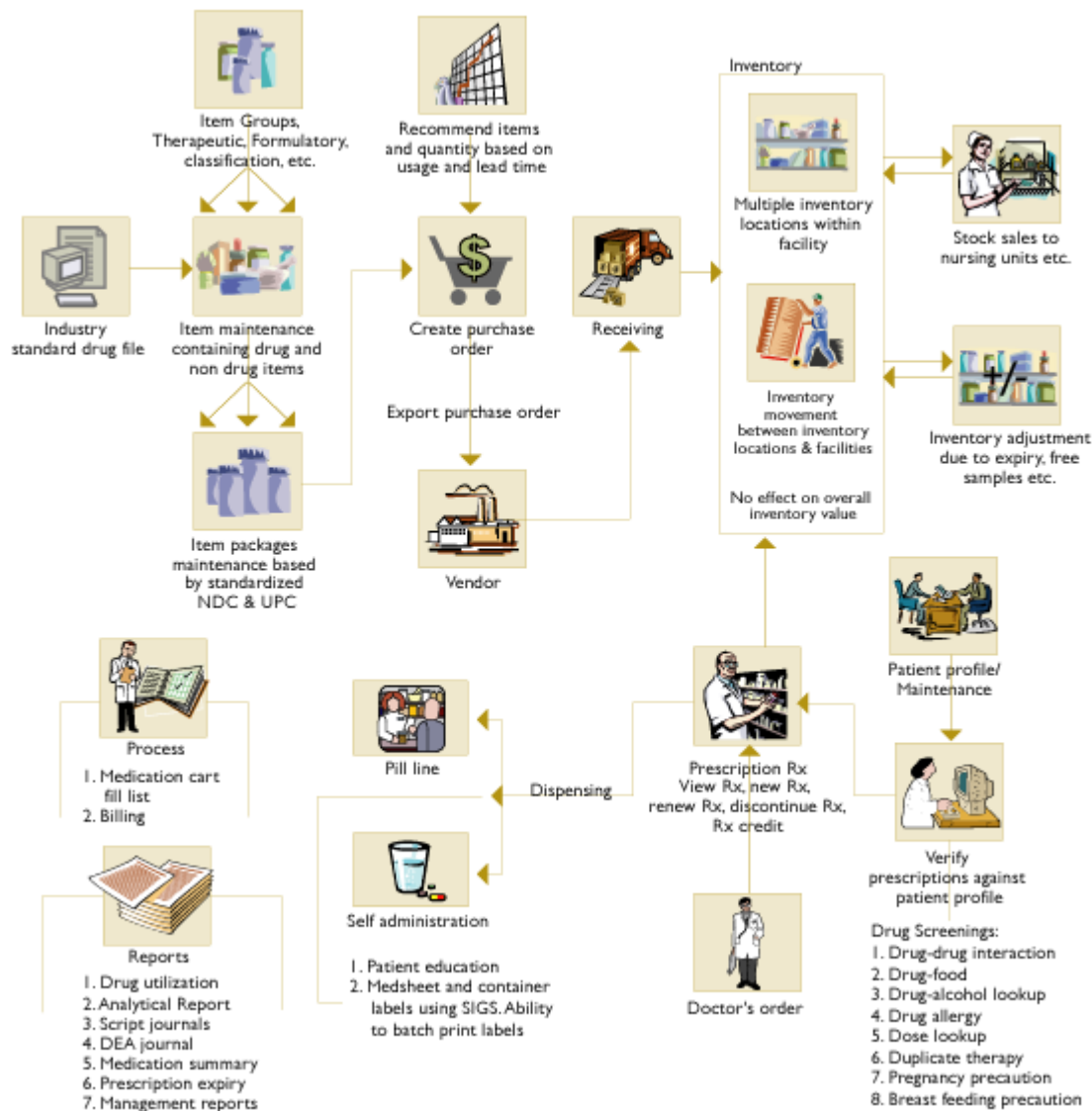
|                                       |             |
|---------------------------------------|-------------|
| Average orders processed per day      | 920         |
| Average orders processed per month    | 20,106      |
| Average orders processed per year     | 241,282     |
| Annual Sales                          | \$4,819,557 |
| Number of orders processed since 2002 | 2,471,590   |
| Total units picked in FY2011          | 4,654,831   |



Source: ATG

## IOWA CORRECTIONS OFFENDER NETWORK (ICON) Grievance

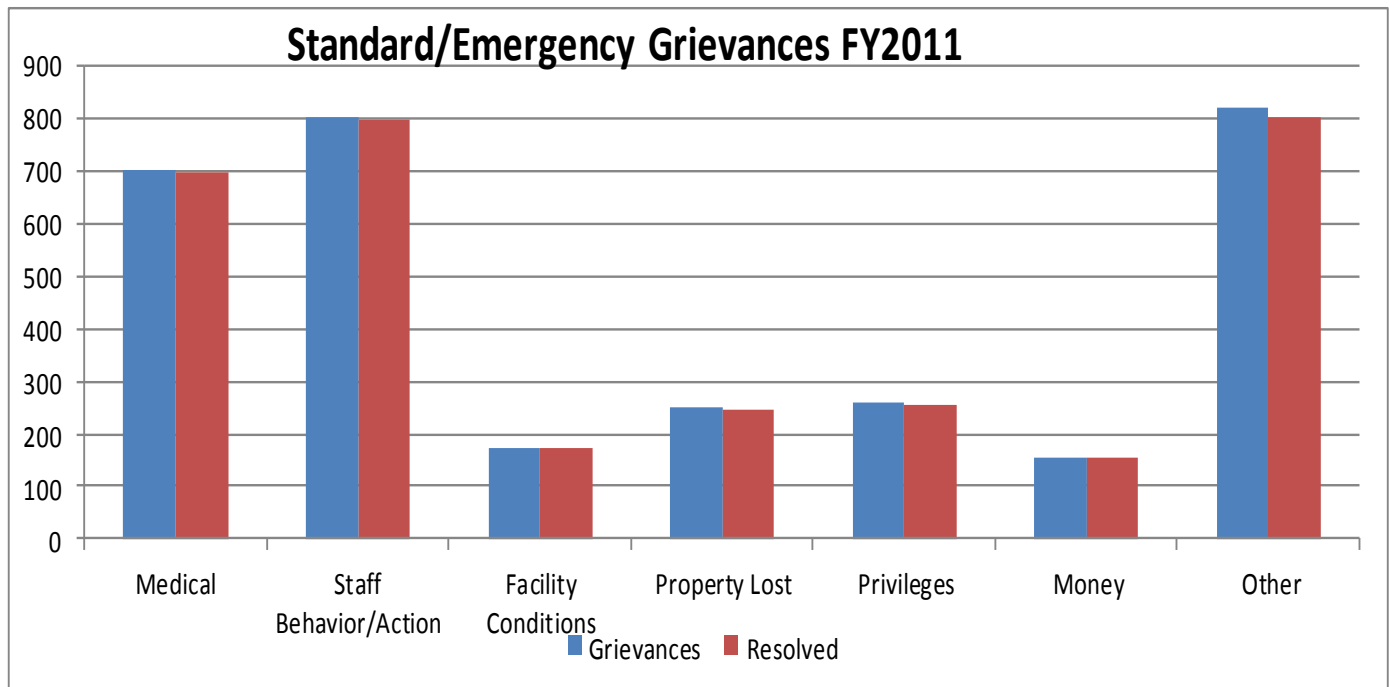
The ICON grievance module allows for complete management of grievances inclusive of receipt, grievance officer response, warden appeal, and central office appeal processes. Document management capabilities are embedded within the module to eliminate paper copies of offender originated forms and the module provides for automated creation of all staff response forms. The implementation of work queues within the module aid in prioritizing workload and ensuring due process guidelines are met. The module also provides for AG access eliminating the need for users to prepare documentation for legal review.





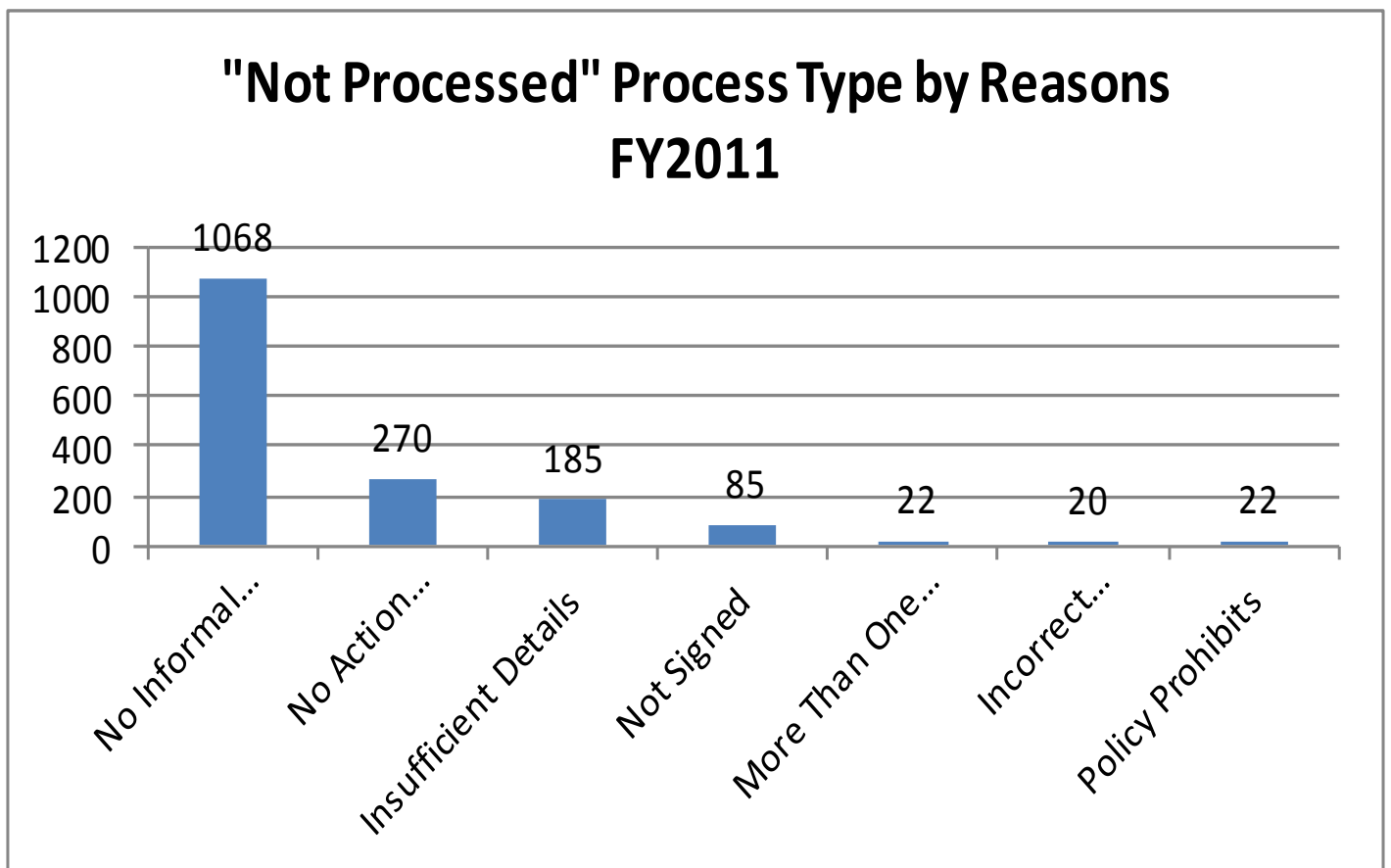
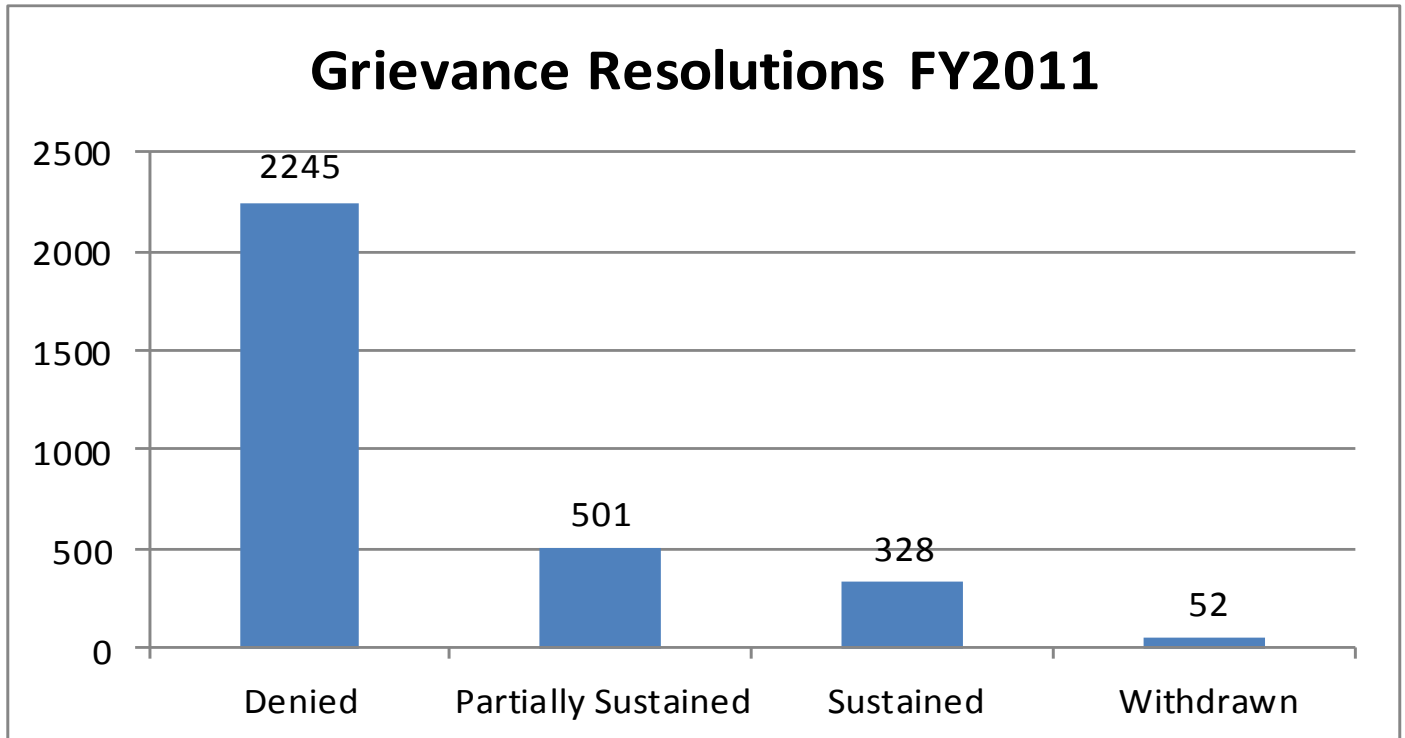
## IOWA CORRECTIONS OFFENDER NETWORK (ICON) Grievance

Grievances within the ICON system provide the Iowa Department of Corrections (IDOC) with a database for reporting and tracking all offender grievances. This is a mechanism for the resolution of complaints arising from institutional matters, so as to reduce the need for litigation and afford staff the opportunity to improve institutional operations. The module collects the offender grievance by type. The database is fully integrated with ICON Case Management to quickly and easily pull in existing offender and staff information such as current housing at time of incident and incident date. This module reduces the amount of time and effort required to fill out a grievance receipt, response or appeal by providing a standardized format for each institution. This allows the IDOC and Attorney General's Office to capture grievance information more accurately and in a timelier manner. This information, which is available at IDOC's fingertips, helps to determine where grievances are most prevalent and to be proactive in resolving issues at hand.



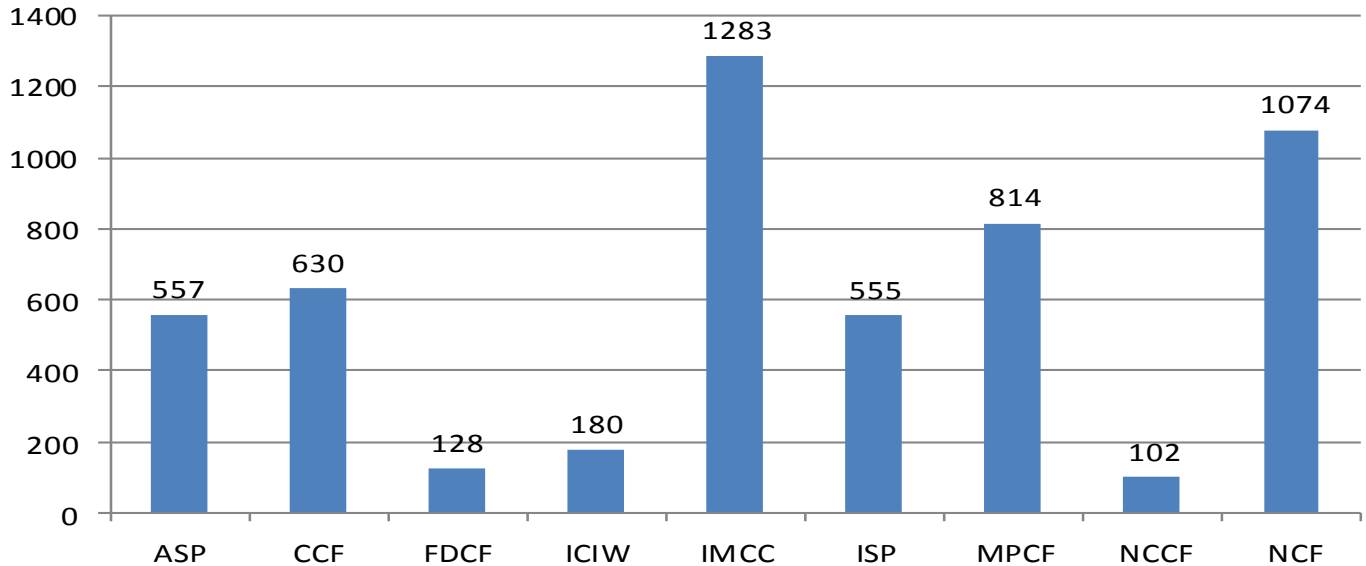
Note: Includes non-grievable if they had an appeal response

## IOWA CORRECTIONS OFFENDER NETWORK (ICON) Grievance

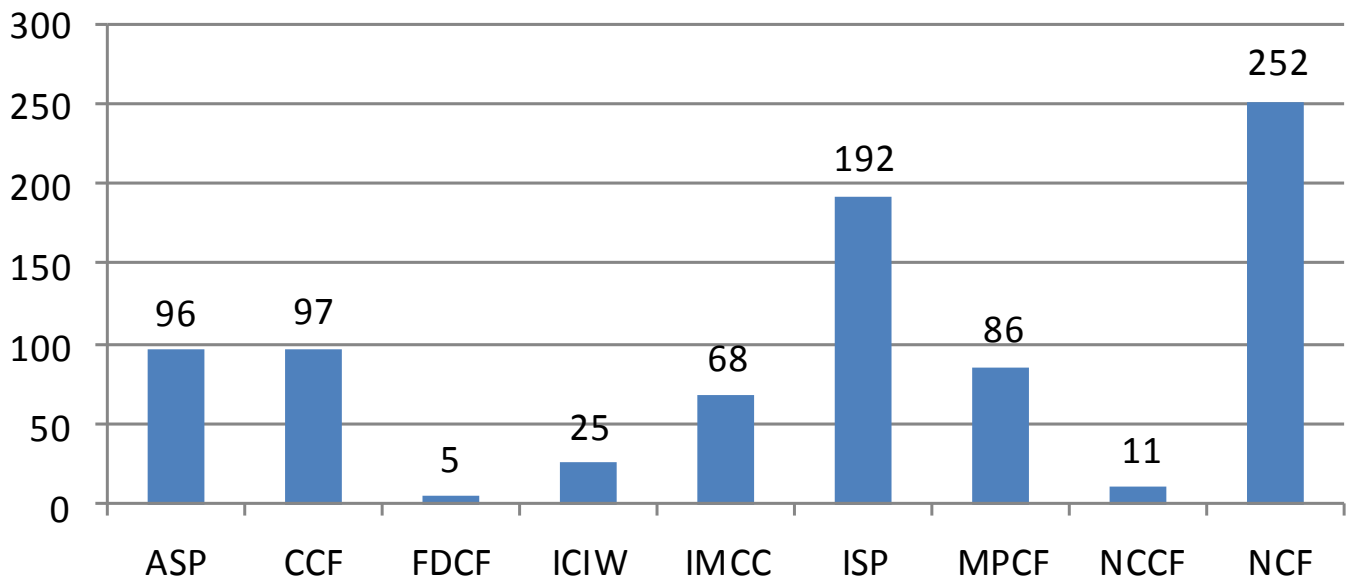


## IOWA CORRECTIONS OFFENDER NETWORK (ICON) Grievance

### Grievances By Institution FY2011





### Warden Appeals by Institution FY2011



## IOWA CORRECTIONS OFFENDER NETWORK (ICON) Food Service

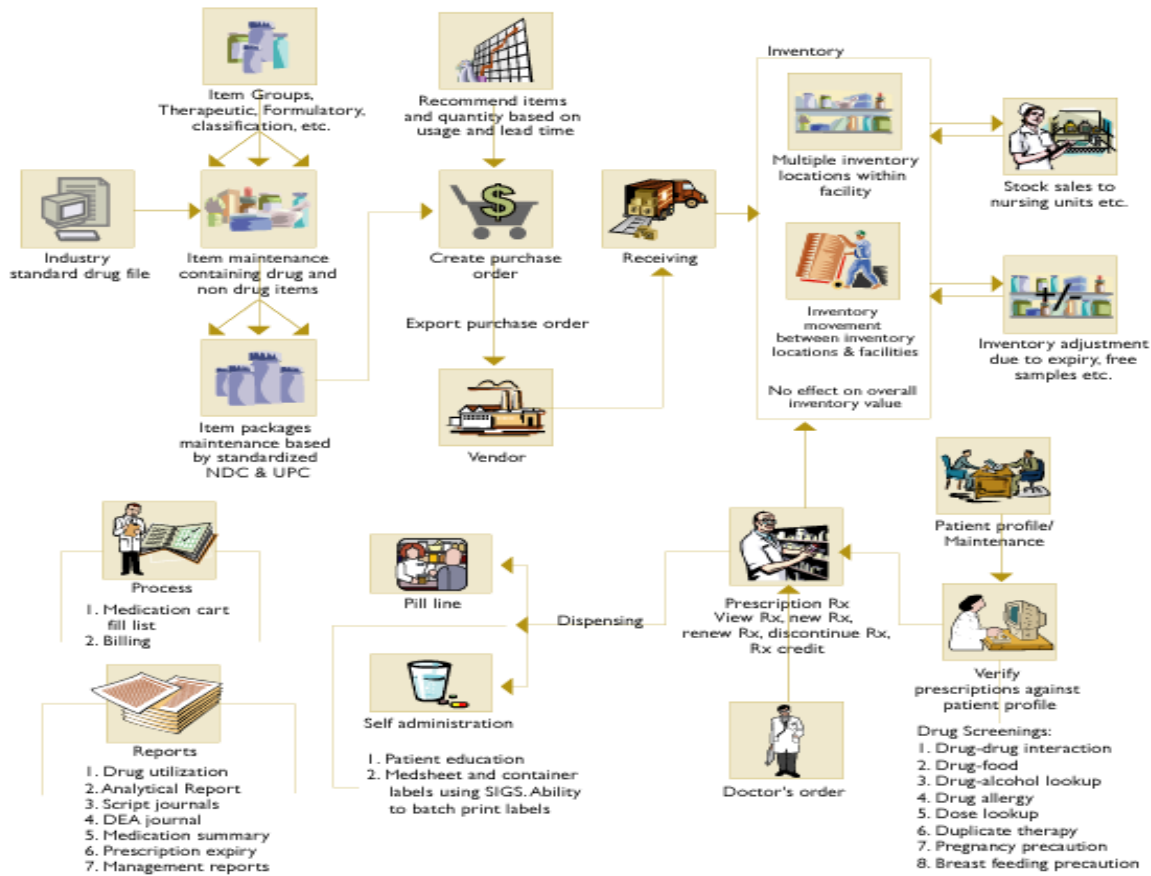
The ICON Food Service application is used for meal planning, inventory management and nutritional analysis. The system allows food service administrators to plan meals for both the general population of offenders as well as for special dietary and religious needs. The system allows the food administrators to perform nutritional analysis of the planned meals based on the USDA Nutrient Values. The system also provides mechanisms to order, receive, and issue the products needed for the production of the meals. The system also provides reports used for production and serving of the meals as well as meal cost information. All of these functions contribute to reducing the overall cost of providing nutritious food to the offenders.



## IOWA CORRECTIONS OFFENDER NETWORK (ICON) PHARMACY SYSTEM

Offenders tend to need more medical care than the average individual, making the corrections industry particularly vulnerable to the rapid rise in health care costs. In addition to tracking current prescriptions and providing patient education, corrections pharmacists have the extra burden of dispensing medications in an environment where security is paramount. These special challenges demand a custom-built system. Offender Management Suite (OMS) Pharmacy Administration was designed from the beginning with input from providers in the corrections industry to cater to its unique characteristics.

Pharmacy Administration elevates the quality of care while improving inventory accuracy and management and reducing maintenance time. Its core functionality automatically provides a full Drug Utilization Review (DUR), patient profile information and formulary/non-formulary checks as orders are being filled to help pharmacists choose the right medications. It also increases efficiency by automating many of the routine processes involved in filling orders. Extensive searching and reporting capabilities assist pharmacy personnel in managing inventory effectively, complying with applicable regulations, responding quickly to events such as recalls and applying for grants. The entire system is designed with security in mind so that authorized users can easily access the information they need while preventing access by unauthorized users.

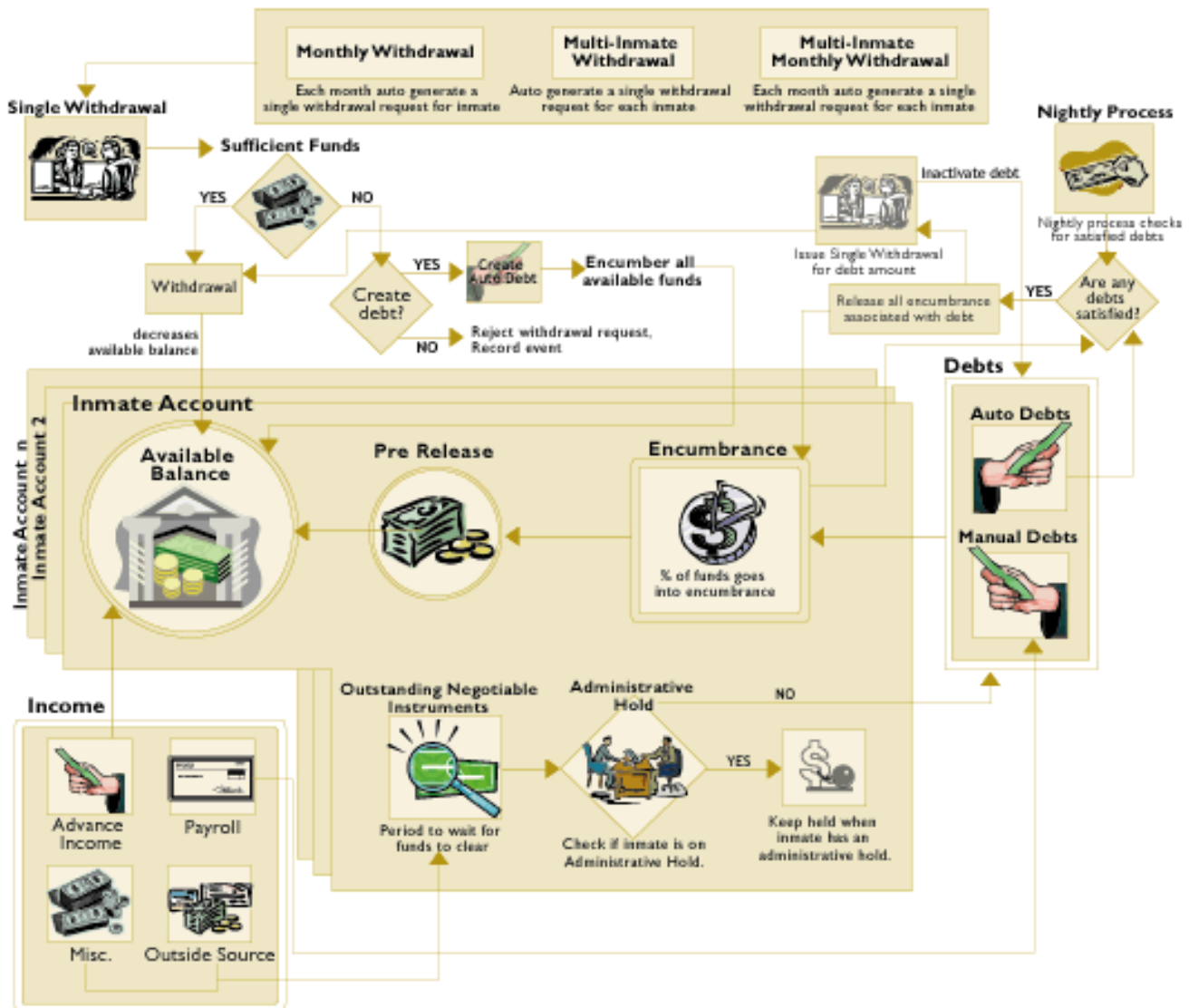


# FY2011 Medication Summary

| 2011                                      | ASP          | CCF          | FDCF         | ICIW         | IMCC           | ISP            | ISP CCU         |
|---|--------------|--------------|--------------|--------------|----------------|----------------|-----------------|
| Average Inmate Census                     | 1265.64      | 1072.36      | 1258.2       | 563.42       | 997.78         | 767.74         | 204.5           |
| Average Active RX                         | 2522.17      | 2771.16      | 2241.81      | 2722.19      | 3551.72        | 1670.63        | 1176.68         |
| Average Psych RX                          | 419.19       | 576.05       | 430.33       | 585.4        | 836.21         | 295.99         | 524.09          |
| Average # of Offenders on RX              | 676          | 672          | 668          | 481          | 692            | 445            | 190             |
| % of Offenders on RX                      | 54.71%       | 62.67%       | 53.09%       | 86.17%       | 69.36%         | 58.21%         | 93.10%          |
| Average # of RX per Offender              | 2            | 2.39         | 1.79         | 4.84         | 3.56           | 2.7            | 5.76            |
| Average # of Offenders on Psychotropic RX | 234.02       | 333.28       | 180.54       | 311.69       | 365.5          | 165.86         | 169.99          |
| Average % of Offenders on Psychotropic RX | 19.78%       | 31.07%       | 22.29%       | 56.29%       | 36.64%         | 22.27%         | 84.20%          |
| Average Monthly Cost of Medications       | \$ 82,111.87 | \$64,962.51  | \$54,409.74  | \$62,762.32  | \$191,411.53   | \$43,262.74    | \$59,102.06     |
| Total Net Cost of Medications             | \$905,105.55 | \$786,295.29 | \$648,162.93 | \$767,299.59 | \$1,509,931.26 | \$1,054,783.11 | Included in ISP |
| Total Cost per Offender per Month         | \$121.47     | \$96.67      | \$81.46      | \$111.40     | \$276.61       | \$97.22        | \$311.07        |
| Average Annual Cost per Offender          | \$1,457.64   | \$1,160.04   | \$977.52     | \$1,336.80   | \$3,319.32     | \$1,166.64     | \$3,732.84      |

## IOWA CORRECTIONS OFFENDER NETWORK (ICON) BANKING SYSTEM

Offender funds administration is specifically designed to manage offender funds and trust accounts for institutions and community based correction residential facilities. It incorporates sophisticated transaction automation that dramatically reduces the time needed to perform these functions while enforcing consistent accounting processes. At the same time its extensive transaction integrity and security system ensures that the system inherently meets auditors requirements, thereby eliminating many non-productive tasks such as printing and filing daily transaction journals. It supports real time integration with other systems such as commissary, medical, telephone, case management so that offender accounts are always current. The extensive reports allow users to analyze information from any perspective, and also supports use of third-party analytical software.



## FY11 Banking Data—Prisons and Community Based Corrections

| Prison         | Restitution Collected | Child Support Collected | Work Allowance Paid to Offenders |
|----------------|-----------------------|-------------------------|----------------------------------|
| Anamosa        | 112770.65             | 70584.95                | 802279.90                        |
| Clarinda       | 122020.88             | 49995.36                | 477795.82                        |
| Fort Dodge     | 912596.96             | 46157.60                | 445513.88                        |
| Fort Madison   | 78055.27              | 41369.74                | 552322.55                        |
| Oakdale        | 36001.67              | 16888.62                | 314407.66                        |
| Mount Pleasant | 45453.06              | 42947.52                | 345515.61                        |
| Mitchellville  | 46519.94              | 16888.62                | 244966.41                        |
| Newton         | 108264.10             | 44970.89                | 352902.39                        |
| Rockwell City  | 126475.06             | 26418.23                | 215726.50                        |
| <b>TOTAL</b>   | <b>1,588,157.59</b>   | <b>356,221.53</b>       | <b>3,751,4303.72</b>             |

| Community Based Corrections Residential Facilities | Restitution Collected | Child Support Collected |
|--|-----------------------|-------------------------|
| 1st District Dubuque                               | 27491.44              | 0.00                    |
| 1st District Waterloo                              | 13783.69              | 0.00                    |
| 1st District West Union                            | 31004.71              | 0.00                    |
| 2nd District Ames                                  | 8896.03               | 0.00                    |
| 2nd District Fort Dodge                            | 14367.46              | 0.00                    |
| 2nd District Marshalltown                          | 18697.41              | 0.00                    |
| 2nd District Mason City                            | 9097.56               | 0.00                    |
| 3rd District Sioux City                            | 42248.88              | 0.00                    |
| 4th District Council Bluffs                        | 35815.66              | 577.82                  |
| 5th District Des Moines Womens                     | 11742.73              | 0.00                    |
| 5th District Des Moines Residential                | 95662.07              | 3901.67                 |
| 6th District Cedar Rapids                          | 110627.45             | 0.00                    |
| 7th District Davenport                             | 93202.35              | 150.00                  |
| 8th District Burlington                            | 35815.66              | 0.00                    |
| 8th District Ottumwa                               | 19729.69              | 0.00                    |
| <b>TOTAL</b>                                       | <b>568,182.79</b>     | <b>4,629.49</b>         |

Work Allowance Paid to Offenders Definition:

Work done for the facility, Iowa Prison Industries and money paid for attending treatment/education (viewed as a "job"). The money reflected in this column does not include private sector pay.



## IOWA CORRECTIONS OFFENDER NETWORK (ICON) Offender Email (Corrlinks)

The Inmate eMail assists the Department of Corrections (DOC) in their inmate re-entry initiatives by providing inmates with an email-like option to interact with family and friends. Inmate eMail also provides inmates with an opportunity to learn computer and keyboarding skills. The inmates use a very secure messaging application that tightly controls their correspondence; inmates can only send and receive email messages from approved addresses. Unlike typical electronic messaging systems, inmates are not allowed to send or receive any attachments such as pictures or documents.

Inmate eMail significantly reduces the amount of DOC personnel's time required to manage mail and simultaneously enhances DOC's mail monitoring capabilities. First, its built-in keyword search capability automatically marks all emails for review that meet DOC's security criteria, thus eliminating time wasted reviewing benign messages. Second, Inmate eMail reduces the amount of regular inmate mail that is handled by the institution, which in turn reduces the time spent reviewing contents and distributing mail.



Source: ATG

# Offender Email (Corrlinks)

| Incoming      |                         |                       |                    | Outgoing                |                         |                    |
|---------------|-------------------------|-----------------------|--------------------|-------------------------|-------------------------|--------------------|
| Institution   | # of Messages Delivered | Charges to the Family | Commission to Iowa | # of Messages Delivered | Charges to the Facility | Commission to Iowa |
| Anamosa       | 10309                   | \$2577.25             | \$1133.99          | 0                       | 0                       | 0                  |
| Clarinda      | 21274                   | \$5318.50             | \$2340.14          | 0                       | 0                       | 0                  |
| Ft. Dodge     | 13628                   | \$3407.00             | \$1499.08          | 0                       | 0                       | 0                  |
| Mitchellville | 23438                   | \$5859.50             | \$2578.18          | 23555                   | \$5888.75               | \$2591.05          |
| Oakdale       | 12786                   | \$3196.50             | \$1406.46          | 0                       | 0                       | 0                  |
| Ft. Madison   | 6160                    | \$1540.00             | \$677.60           | 0                       | 0                       | 0                  |
| Mt. Pleasant  | 10167                   | \$2541.75             | \$1118.37          | 0                       | 0                       | 0                  |
| Rockwell City | 37070                   | \$9267.50             | \$4077.70          | 34750                   | \$8687.50               | \$3822.50          |
| Newton        | 14057                   | \$3514.25             | \$1546.27          | 0                       | 0                       | 0                  |
| <b>Total</b>  | <b>148,889</b>          | <b>\$37,222.25</b>    | <b>\$16377.790</b> | <b>58305</b>            | <b>\$14576.25</b>       | <b>\$6,413.55</b>  |

All prisons were deployed for incoming email in FY2010

Mitchellville deployed outgoing email in April 2010

Rockwell City deployed outgoing email in August 2010

Oakdale deployed outgoing email in June 2011

All others will be deploy outgoing mail in FY2012

## Advantages of the Program

- It is cheaper for a family to send in a letter using a computer than regular mail (\$0.25 vs \$0.44 plus the envelope).
- Each time a letter is sent there is a charge of \$0.25 to the family's account with \$0.14 cents going to ATG and \$0.11 going to the institution
- The \$0.11 goes for us to pay for paper and toner which more than covers true cost.
- It is easier to read type-written letters than handwritten by staff.
- It is less work for mail room staff.
- It will save staff time opening and searching envelopes
- We can search for key words in a letter without reading the whole letter for security purposes (ie. Escape).
- We can block out certain folks from sending letters.
- Outside senders pays for the service by creating an account at the website. They are charged \$1.25 for each instance they put money into the account.
- We can store the letters for possible investigative purposes for an indefinite period of time.
- No cost to the institution. ATG supplies the computer, printer, and cards for inmates to send out to family informing them of the program.
- Emails are printed out and given to the offender. Once a prison in bi-directional, the printing of the emails stops. A review (keyword search by computer) and approval system is done for both incoming and outgoing emails.

## IOWA CORRECTIONS OFFENDER NETWORK (ICON) Critical Incident Reporting (CIR)

Critical Incident Reporting (CIR) provides the Department of Corrections (DOC) with a flexible system for reporting, tracking and sending email notifications regarding incidents of all priority levels. In today's corrections environment it has become increasingly important to manage this information in order to identify trends, review the effectiveness of existing policies and practices, better train staff and prevent similar incidents from reoccurring. CIR provides instantaneous notification upon the submission of an incident. The system automatically generates this email and sends it to the appropriate personnel based on the priority level and the institution/Community Based Corrections District where the incident occurred.

The CIR system collects a vast array of information regarding the incident itself, offenders involved, staff involved, individual staff reports, use of force, medical attention, after action reviews and more. To ease the burden of data entry, the system is integrated with the case management and medicals systems to quickly and easily pull in existing offender and staff information. The system also provides a series of screens to manage core system information such as chemical agents, incident types, restraints, etc. The management of this data can be controlled by central office or delegated.

### **Incidents by Priority Community Based Cor- rections**

**Priority 1—252**

**Priority 2—62**

**Priority 3—880**

**Total—1194**

### **Incidents By Priority Institutions**

**Priority 1 - 324**

**Priority 2—1340**

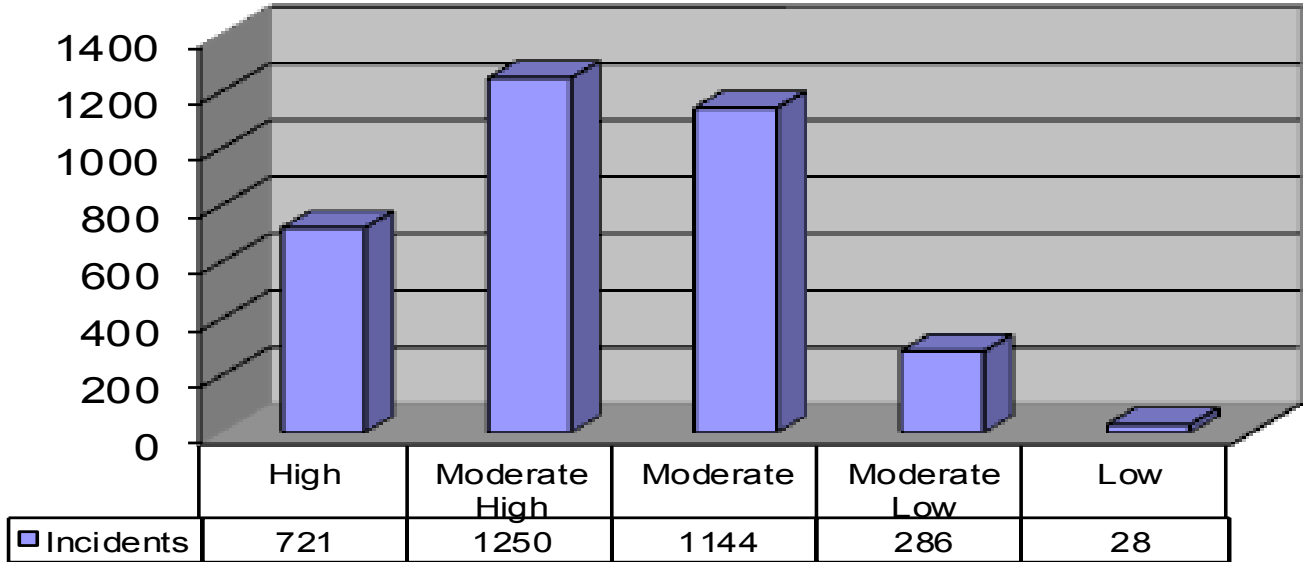
**Priority 3—430**

**Total—2094**

CIR reduces the amount of time and effort required to fill out an incident report by providing a standardized reporting format for institutions, community based corrections, residential facilities and the field. Information is collected in a consistent format regardless of the facility type or type of incident. As an added benefit, it also simplifies training and provides a very user friendly environment. This in turn allows the DOC to capture incident information faster, yet more accurately, and to send critical staff notifications in a more timely manner.

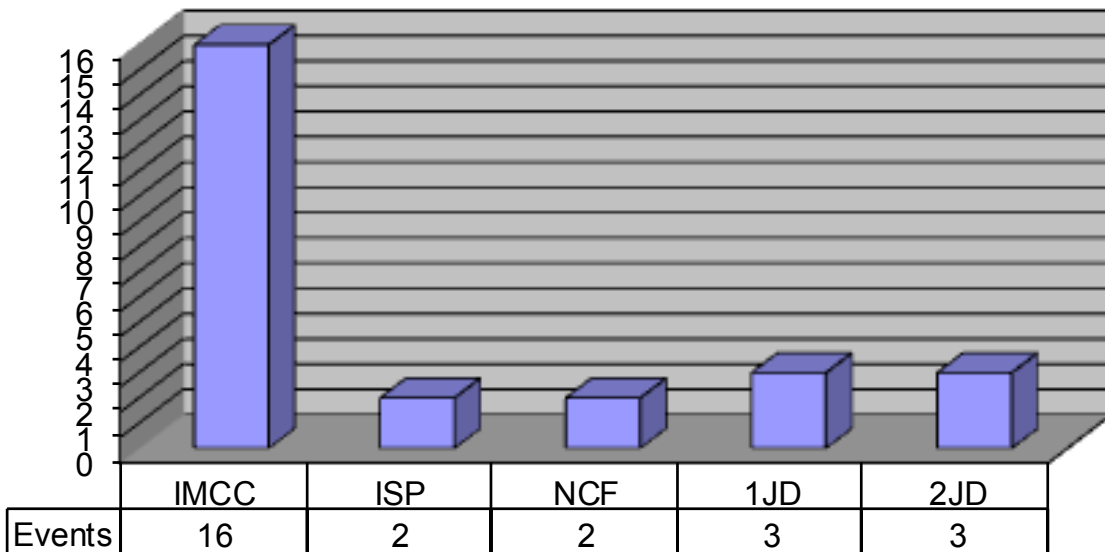
# CIR Incidents

**Incidents by LSI Score**  
7/1/10 - 6/30/11

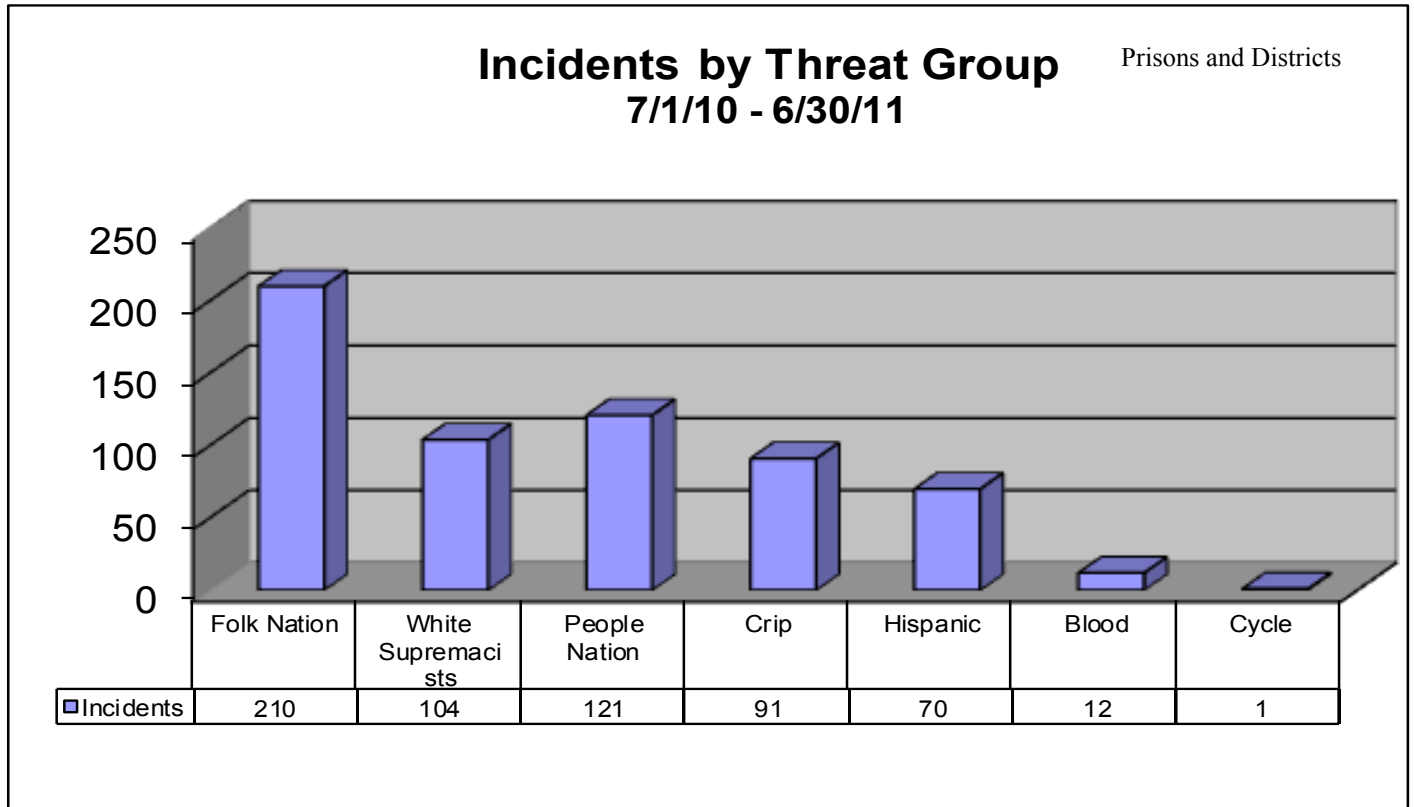


Prisons and Districts

**Life Saving Events by Region**  
7/1/2010 - 6/30/2011



# CIR Incidents



# CIR Incidents

(Institution Offenders Only)

## Incident Reports Involving Offenders with Mental Health Diagnosis From 7/1/2010 to 6/30/2011

| Facility                              | Mental Health CIRs | % of Mental Health CIRs | % of All Institutions CIRs |
|---------------------------------------|--------------------|-------------------------|----------------------------|
| Anamosa State Penitentiary            | 122                | 7.2%                    | 5.8%                       |
| Clarinda Correctional Facility        | 106                | 6.3%                    | 5.0%                       |
| Clarinda Lodge                        | 5                  | 0.3%                    | 0.2%                       |
| Clinical Care Unit                    | 191                | 11.3%                   | 9.1%                       |
| Correctional Release Center           | 11                 | 0.6%                    | 0.5%                       |
| Fort Dodge Correctional Facility      | 51                 | 3.0%                    | 2.4%                       |
| Iowa Correctional Institute for Women | 97                 | 5.7%                    | 4.6%                       |
| Iowa Medical & Classification Center  | 816                | 48.2%                   | 39.0%                      |
| Iowa State Penitentiary               | 134                | 7.9%                    | 6.4%                       |
| John Bennett Unit                     | 5                  | 0.3%                    | 0.2%                       |
| Mount Pleasant Correctional Facility  | 61                 | 3.6%                    | 2.9%                       |
| Mount Pleasant Women's Unit           | 13                 | 0.8%                    | 0.6%                       |
| North Central Correctional Facility   | 3                  | 0.2%                    | 0.1%                       |
| Newton Correctional Facility          | 76                 | 4.5%                    | 3.6%                       |
| Total                                 | 1692               | 100%                    | 80.8%                      |





# DOC Performance Report



## DOC Performance Report

All data for the DOC Performance Report was obtained from the Iowa Corrections Offender Network (ICON) Case Management System.

An offender typically interacts with multiple Department of Corrections personnel during the different stages of a crime's adjudication: pretrial interviewers, presentence investigators, counselors, etc. At each stage DOC personnel spend considerable time and resources collecting necessary information. The majority of information garnered was stored locally in paper files or incompatible systems that are inaccessible to other DOC Personnel. The expense of repeated data collection may be incurred upward of 10 times during the first 60 days of interaction with an offender. Further, considering that a typical offender passes through the judicial and corrections multiple times during their lifetime, the amount of redundancy that can be eliminated by a well-crafted central information system capable of supporting the various corrections services becomes overwhelmingly evident.

DOC typically represents one of the largest discretionary spending line items of a state budget. With offender population as well as cost of administering an offender rising rapidly, DOC needs a system that can help evaluate the effectiveness of various programs and help identify under-utilized resources. At the same time counselors need detailed individual information presented in a context that will aid in their efforts to reduce recidivism. A central information system designed to support such analytics enables the DOC to make more informed decisions and be more responsive to the legislature and other agencies.

Case Management is specifically designed for the corrections industry. The design process included interviews with users representing all the different institution, residential, field, and central office services provided by the DOC. The representatives described in detail their operational processes

*“With offender population as well as cost of administering an offender rising rapidly, DOC needs a system that can help evaluate the effectiveness of various programs and help identify under-utilized resources.”*





# Performance Report Introduction

The Department of Corrections Annual Performance Report for fiscal year 2011 is provided in compliance with requirements of Iowa's Accountable Government Act.

The Department continued its focus on those operational and correctional practices shown by research, data, or results to be the most effective "best practice" in each area of the organization. By focusing on what is known to work, the agency has better directed limited resources to those strategies that produce the greatest value to Iowans. State-wide focus on and alignment with these best practices has been accomplished through communication of the leadership agenda, the Departments' Strategic Plan, Performance "Score Card", offender information system (ICON) and management information system, and the employee performance accountability system.

The Departments' key service areas include: the assessment and **identification of the risk** offenders pose to the community; the effective **management of individual offender risk** and **offender accountability**; the **reduction of future risk** from supervised offenders through the use of intervention and treatment programs that have been shown to impact criminal behavior; and efficient **management** of the facilities and resources that provide for **healthy, safe, and, humane environment** for staff and offenders.

The Departments **key strategies** are:

1. Offender Management – Best Practices Reentry Model
2. Population Management
3. Information Best Practices
4. Workforce Investment

Strategic Goals are:

1. Impact recidivism through provision of evidence based programs, interventions, case planning and reentry initiatives.
2. Improve operation effectiveness through utilization of "best practices"
3. Impact Corrections system grown in community and prisons
4. Reinvention of the way the department does business to manage resources in the most cost effective and productive manner to produce ultimate value for taxpayer dollars.
5. Use data and evidence to make fiscally responsible decisions.
6. Adequate and diverse human resources, financial resources and processes to maintain infrastructure and delivery of services.

The Departments' key accomplishments include:

## 1. Offender Management – Best Practices Reentry Model

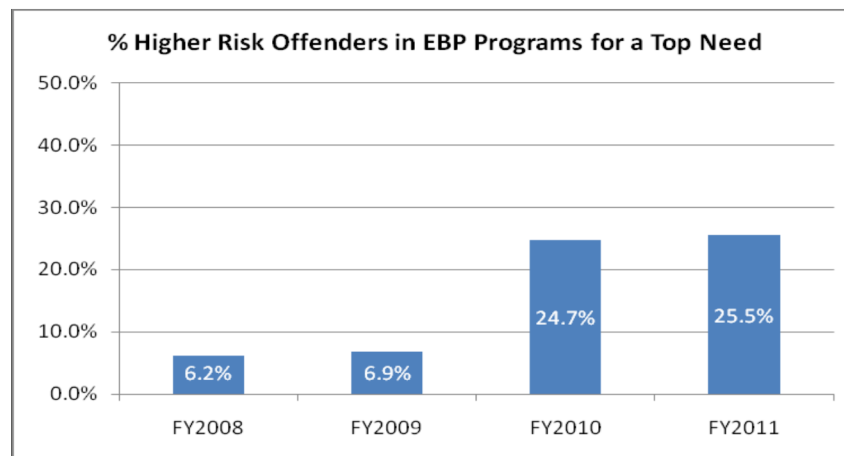
- 41.94% of correctional treatment interventions have been designated as "Promising" or "Excellent".
- Iowa has a low parolee return rate of 12.7% compared to 5 surrounding Midwest states and a national percentage of 16.5%
- Currently 1,500 prison offenders have less than a high school education. The Department contracts with community colleges to provide GED classes to offenders in prison and in FY2011 544 offenders received their GEDs. The GED program provided 205,953 hours of instruction in GED.
- The Literacy Program in the prisons served 437 offenders and provided 53,449 hours of instruction. 306 literacy completions were awarded.
- Eight of Iowa's nine prisons have received CEA (Correctional Education Association) Accreditation Certificates.
- 33.3% of offenders in community based corrections paid their victim restitution in full by discharge.
- 70.4% of offenders are successfully completing treatment programs while incarcerated, such as the Sex Offender Program, etc.
- 72.0% of community based corrections offenders are successfully completing supervision.
- 66.1% of community based corrections offenders are successfully completing treatment programs, such as Batterers Education, Drug Court, Dual Diagnosis, etc.
- 87.7% of DOC's offenders are completing treatment for their top 4 needs.
- Only 13% of DOC's offenders recidivate with subsequent convictions for felonies or aggravated misdemeanors who have discharged from corrections supervision.

# Performance Report Introduction

## Building Better Programs

Beginning in 2006, the Iowa Department of Corrections embarked on a systematic offender program audit at each of the state's institutions and community-based corrections agencies, the purpose of which was to determine each program's effectiveness as supported by results and research (evidence-based practices). Those programs demonstrating success were maintained, and all others either modified to comply with evidence-based practices or replaced by programming that did.

Starting with FY 2008, the Department began tracking the percentage of higher risk offenders that were receiving evidence-based interventions for their top criminogenic needs. These needs are determined after a battery of screenings and assessments, and jointly agreed to by the offender and case manager. As can be seen from reviewing the chart below, Iowa Corrections has made significant improvements in providing offenders with the right programming at the right time and at the right place.



While significant progress has been made, much more needs to be done in order to provide evidence-based programming to offenders in our institutions and receiving correctional supervision in the community. That resources to make such improvements are scarce underscores the importance of developing new partnerships and enhancing existing partnerships to leverage resources and develop a more seamless offender reentry process.

## More Offender Reentry and Employment Issues

A recent Iowa Workforce Development study found that offenders who obtained a high school diploma or GED (with the majority achieving the latter) had higher employment rates than those who did not. In addition, offenders with a high school diploma or GED consistently earned higher wages than those who did not.

The IWD study also found that the accommodation and food service industries provide among the lowest pay, yet employ the highest average number of female offenders (comprising 50.7% to 64.6% of those employed, depending on the quarter), and ranked second in employment of male offenders (comprising 17.8% to 22.5% of those employed, depending on the quarter). Such findings are of particular significance in that a 1999 study by Christopher Uggen found a small but consistent relationship between job quality (e.g. job satisfaction, net pay) and recidivism.

Reentry efforts aimed at improving the quality of post-release employment for all offenders appears to hold promise for further reducing recidivism; manufacturing jobs, for example, were among the highest paying jobs held by both male and female offenders.

# Performance Report Introduction

## **WISH**

Iowa Correctional Institution for Women (ICIW) received funds in FY 2010 to develop a gender-specific holistic, intensive outpatient substance abuse treatment demonstration project entitled “Women Inspiring Sobriety and Health” (WISH). WISH is designed to provide comprehensive, gender responsive substance abuse treatment over a 6 month period to female offenders who are subject to release within 12 months of incarceration. The project treats 45 female offenders during a six month cycle.

WISH is a major improvement to the existing female offender substance abuse treatment because this new program is not limited to long-term offenders. All female offenders who begin prison treatment with shorter sentences are afforded the opportunity to complete a gender-responsive holistic substance abuse treatment program which also provides a mentoring component to enhance their reentry/transition back into the community. A co-occurring component was also developed for this program which utilizes an integrated approach focusing on both substance use and psychiatric disorders.

The first cycle will be completed on November 21 with thirty seven graduates. Nine of the thirty-seven graduates were assessed with a dual diagnosis of mental health and substance abuse.

## **INNOVATIVE BEP PILOT PROJECT**

Since October of 2009, the DOC has been collaborating with the Judicial Branch, Fifth and Sixth Judicial Districts, the University of Iowa and the Iowa Coalition against Domestic Violence (ICADV) to test the feasibility and efficacy of a novel, evidence-based group intervention program for domestic abuse offenders. A draft of the new treatment manual has been completed and is being piloted in the first, second, fifth and sixth judicial districts. The new curriculum entitled “*Achieving Change Through Value-Based Behavior*” (ACTV) is based on the principles and techniques of Acceptance and Commitment Therapy (ACT). The United States Substance Abuse and Mental Health Services Administration (SAMHSA) has now listed ACT as an empirically supported method as part of its National Registry of Evidence-based Programs and Practices (NREPP). Acceptance and Commitment Therapy (ACT) is based on empirically-supported mindfulness-based cognitive behavioral therapy and has two major goals:

- To foster acceptance of unwanted mental experiences which are out of our personal control
- To facilitate commitment and action toward living a valued life.

The ACTV Curriculum has incorporated the essential components of Acceptance and Commitment therapy and applied it to working with domestic abuse offenders. ACTV seeks to expand the offenders’ knowledge of ACT and to assist them in applying it to their daily lives. The goal is to assist offenders in defining their true values in life and working with them as they move toward a life consistent with their values, particularly that of remaining nonviolent and non-abusive.

Iowa is the first state in the country to apply this model and these new techniques to a BEP. If the ACTV programming proves effective in reducing participants’ aggressive and controlling behavior more than existing programs around the country (which are all based on Duluth and/or cognitive-behavioral models), Iowa would have a ground-breaking curriculum to present to other states. The project, supported through Judicial Branch Violence Against Women Act funds, is now in the mid-stage of completion. Additional funds have been received to complete and evaluate this innovative approach to batterer’s treatment for statewide application and national review.

## **Brain Injury training**

In partnership with the Iowa Department of Public Health and the Iowa Association of Care Providers, three trainings on brain injury were conducted throughout the year. The first was at the Governor’s Conference on Substance Abuse, the second was at the Iowa Corrections Association Spring Conference, and the third was for Iowa Medical and Classification Center (IMCC) staff. Ongoing collaboration among stated agencies, as well as Brain Injury Association of Iowa, takes place for transition of offenders with brain injury from prison to the community.

## **Central Classification**

IDOC continues to use the Custody Classification instrument, implemented in 2009 on incoming offenders and reclassified all incarcerated offenders. The instrument is gender specific and structured to better assess risk to security and to society and appropriate incarceration custody level recognizing security, programming and reentry services. The new scoring instrument, utilized for both male and female offenders resulted in classification and re-classification of a significant portion of the population to minimum custody.



## Performance Report Introduction

---

### 2. Population Management

- The Department of Corrections contracts with Spectrum Health Systems to conduct front-end substance abuse assessments at the inmate reception center – Iowa Medical and Classification Center. Such assessments are considered vital in so far as 80-85% of offenders in DOC institutions list alcohol/drug problems as one of their top three need areas. These assessments not only identify whether or not substance abuse treatment is needed, but also the appropriate level of care.

For both male and female offenders, the most common level of treatment needed is outpatient treatment. However, the data also show that substance abuse treatment needs differ between male and female offenders. Higher percentages of male offenders were identified as needing inpatient or outpatient treatment, while higher percentages of female offenders were identified as needing aftercare and relapse.

### What Works: Offender Caseload Size

Earlier this year, Abt Associates published the findings of its evaluation of 5<sup>th</sup> District's offender caseload sizes. Their research focused on offenders of various risk levels in Polk County.

This study is the first in the nation to show that there is an evidence-based optimum for offender caseload size. For higher risk offenders, specialized caseloads providing intensive supervision and treatment (ISP) with 30 offenders per officer is more effective than caseload sizes of 50 offenders per officer. ISP and lower case load size reduces recidivism for new crime by 25.5% overall, and by 45% for property and violent offenses in particular.

The study also found that a caseload size of 50 offenders per officer appears to reduce the rate of criminal recidivism for offenders who are at the margin between assignment to high-normal supervision and moderate-normal supervision (100 offenders per officer). Participation in high-normal supervision reduces criminal recidivism for a drug, property or personal crime by about 50%.

The evaluation findings suggest that community-based offender supervision staff with lower caseloads have more time to administer evidence-based programming for the offenders they supervise. To the extent possible given our limited resources, we can now start to plan to achieve such caseload levels – and lower the number of crime victims.



## Performance Report Introduction

---

### 3. Information Best Practices

- Successfully deployed an offender e-mail (CorrLinks) system in the prisons statewide with all of the prisons deploying bi-directional email.
- **ICON: It's Not Just for Corrections Anymore**

The Iowa Correctional Offender Network (ICON) is a data collection system that was first deployed in community corrections in 2000 after two years of planning, and was integrated with the institutions in 2004. The purpose of ICON is to collect and organize the data necessary to make informed decisions.

Corrections owes it to the Iowa taxpayers to be good stewards with the funding they provide, and ICON helps accomplish that charge by telling us which correctional programs work and don't work, along with when, where, and with whom.

ICON helps tell us what is the optimal level of security for each offender, both in the institutions and under community-based supervision.

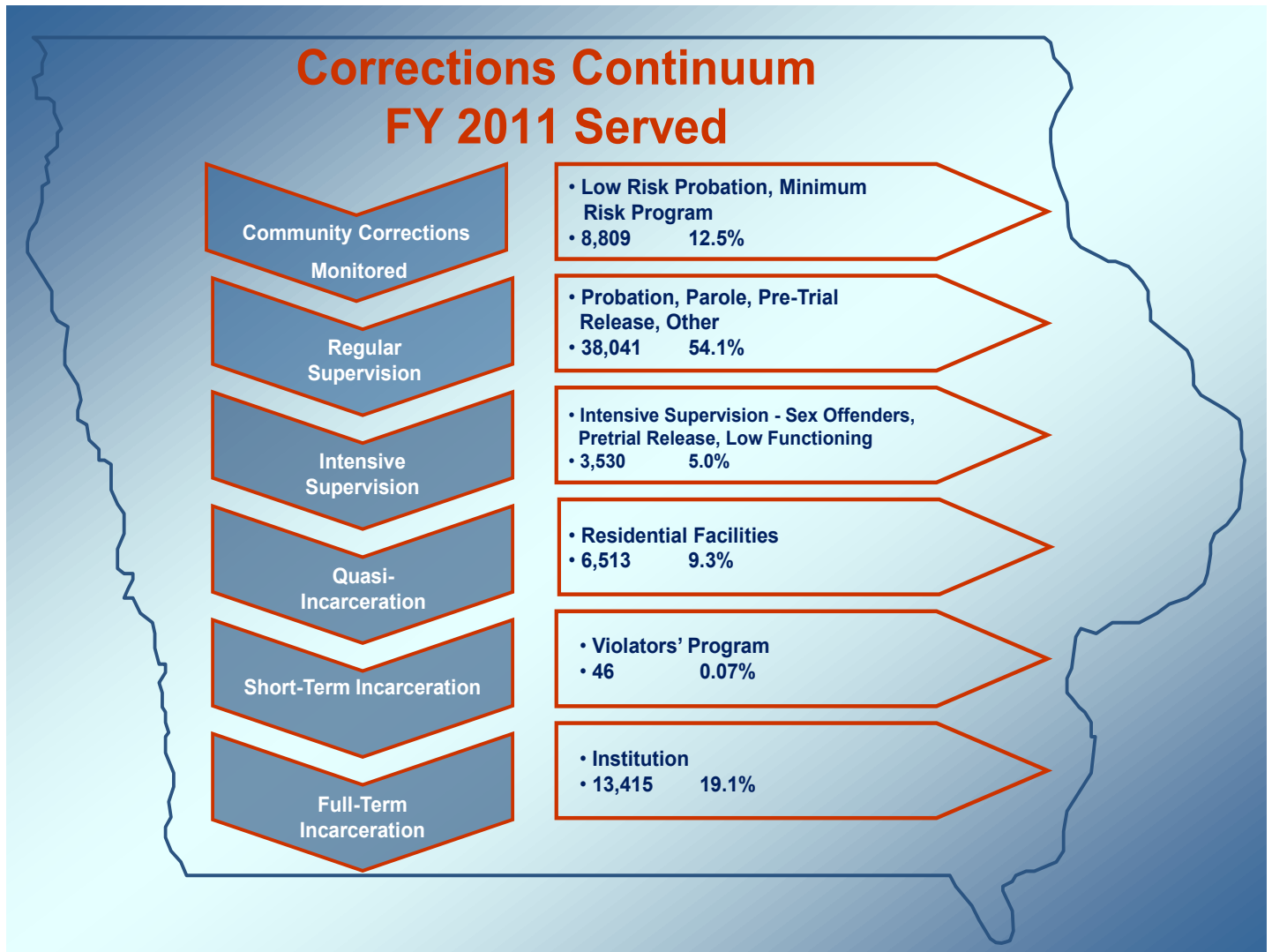
Nationally, Iowa Corrections has one of the lowest rates of return-to-prison in the nation, and the information we receive from ICON is one of the reasons why. In recent years, the ICON system has begun interacting with other organizations and whole systems for the benefit of public safety and the taxpayers, including:

- ✓ Criminal Justice Information Systems (CJIS) – County Attorneys obtain victim information and offender release information from prison, and DOC and the Iowa Courts Information System (ICIS) exchange Pre-Sentence Investigation orders and returned-to-courts information;
- ✓ Board of Parole (BOP) – ICON feeds information into the BOP docket and Release Plans, and ICON in turn receives Review Dates, BOP Risk Scores and Decision Codes;
- ✓ DOC and ICIS – Offender recidivism is tracked through ICIS;
- ✓ ICON sends Child Support Recovery a file to assist with locating offenders;
- ✓ ICON sends Medicaid a file to assist in the investigations of fraudulent usage of Medicaid; and
- ✓ ICON sends Iowa Vine data, which provides victims with information and notification.
- ✓ Future information system interactions include:
  - Exchanging offender address information between ICON and the Sex Offender Registry; and
- ✓ Standardizing crime code language among justice system partners to improve sharing of information.
- ✓ Not only does Iowa Corrections depend on the information generated through ICON, but so do a number of other agencies. The results are taxpayer savings and improved public safety.

### 4. Workforce Investment

- E-Learning provided 102,661 training hours. In 2012, the number of E-Learning training hours will increase to approximately 60 from 38 in 2011.
- The Learning Center is developing and conducting a statewide supervision/management training for first line supervisors and above.
- A new round of focus groups have been named by the Director to develop leadership around the areas identified. The new groups are: Mental Health Diversion, Mental Health Treatment/Case Management, Mental Health Professionals, Mental Health Institutions, Redesigning Corrections, Disproportionate Representation
- DOC's usage of E85 fuel rose from 28.90% to 31.30% during FY2011.

# Corrections Continuum



## Community Based Corrections (CBC) & Prison Offenders Served FY11

| CBC Field Services                 | Active at Start<br>7-01-10 | New Admits<br>FY11 | Closures<br>FY11 | Active at End<br>6-30-11 | Offenders<br>Served |
|------------------------------------|----------------------------|--------------------|------------------|--------------------------|---------------------|
| Interstate Compact Parole          | 304                        | 194                | 195              | 299                      | 498                 |
| Interstate Compact Probation       | 1119                       | 583                | 601              | 1079                     | 1702                |
| No Correctional Supervision Status | 3                          | 54                 | 42               | 7                        | 57                  |
| OWI Continuum                      | 1                          | 35                 | 3                | 2                        | 36                  |
| Parole                             | 2915                       | 2228               | 2031             | 2890                     | 5143                |
| Pretrial Release With Supervision  | 1349                       | 3903               | 3885             | 1322                     | 5252                |
| Probation                          | 21291                      | 16063              | 14864            | 21469                    | 37354               |
| Special Sentence                   | 191                        | 147                | 47               | 338                      | 338                 |
| <b>Statewide Total</b>             | <b>27173</b>               | <b>23207</b>       | <b>21668</b>     | <b>27338</b>             | <b>50380</b>        |

| CBC Residential Services          | Active at Start<br>7/1/10 | New Admits<br>FY11 | Closures<br>FY11 | Active at End<br>6/30/11 | Offenders<br>Served* |
|-----------------------------------|---------------------------|--------------------|------------------|--------------------------|----------------------|
| Federal                           | 173                       | 491                | 297              | 168                      | 664                  |
| Interstate Compact Parole         | 3                         | 2                  | 3                | 1                        | 5                    |
| Interstate Compact Probation      | 0                         | 5                  | 3                | 0                        | 5                    |
| Jail (Designated Site)            | 2                         | 10                 | 7                | 0                        | 12                   |
| OWI Continuum                     | 178                       | 453                | 455              | 175                      | 631                  |
| Parole                            | 14                        | 42                 | 37               | 13                       | 56                   |
| Pretrial Release With Supervision | 12                        | 40                 | 32               | 13                       | 52                   |
| Probation                         | 845                       | 2077               | 1852             | 899                      | 2832                 |
| Special Sentence                  | 22                        | 93                 | 68               | 42                       | 115                  |
| Work Release                      | 439                       | 1612               | 1556             | 442                      | 2051                 |
| <b>Statewide Total</b>            | <b>1688</b>               | <b>4825</b>        | <b>4339</b>      | <b>1753</b>              | <b>6513</b>          |

| Prisons           | Active at Start<br>7-1-10 | New Admits<br>FY11 | Closures<br>FY11 | Active at End<br>6-30-11 | Offenders<br>Served |
|-------------------|---------------------------|--------------------|------------------|--------------------------|---------------------|
| OWI Continuum     | 1                         |                    |                  | 1                        | 1                   |
| Parole            | 161                       | 263                | 43               | 148                      | 424                 |
| Prison            | 8251                      | 4524               | 4404             | 8510                     | 12775               |
| Prison Compact    | 30                        | 9                  | 6                | 33                       | 39                  |
| Prison Safekeeper | 83                        | 45                 | 59               | 58                       | 128                 |
| Probation         | 39                        | 3                  | 41               | 1                        | 42                  |
| Special Sentence  | 20                        | 13                 | 6                | 24                       | 33                  |
| Work Release      | 6                         | 13                 | 94               | 3                        | 19                  |
| <b>Totals:</b>    | <b>8591</b>               | <b>4870</b>        | <b>4651</b>      | <b>8778</b>              | <b>13461</b>        |

**Total Offenders Served by the Iowa DOC—70,354**

## **Strategy:** Offender Management: Best Practices Reentry Model

### **Strategy:** Information Best Practices

#### **GOALS:**

Recidivism through provision of evidence based programs, interventions, case planning and reentry initiatives.

Operation effectiveness through utilization of “best practices.”

Use data and evidence to make fiscally responsible decisions.

#### **Desired Outcomes:**

Enhanced public and staff safety, crime reduction

Payment of debt to victims and society

Offender accountability

Provision of information, technology and information analysis to ensure access to complete, accurate, timely and useful information

Sustain and improve best practice data and information

**Description:** Iowa’s corrections system is moving to ensure that evidence based correctional intervention programs and practices are in use across the system.

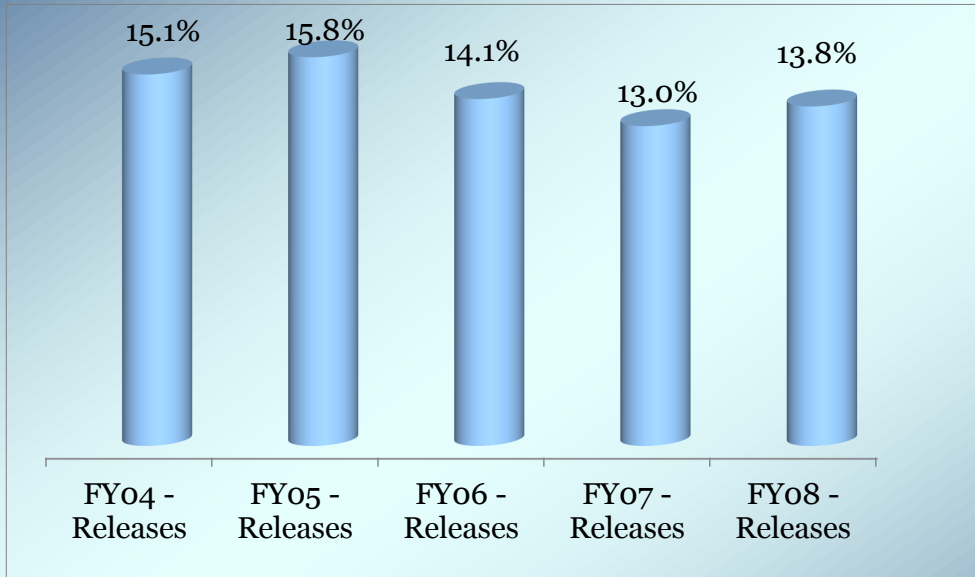
**Why we are doing this:** Research has shown that future offender risk can be reduced by appropriate supervision and receiving appropriately delivered and timed interventions that are directed toward the needs that contribute to that offender’s criminal behavior. Release planning and reentry transition services help to insure that the offender can more safely be returned to their community.

**What are we doing to achieve results:** All programs and practices are undergoing scrutiny to assess their level of compliance with evidence based principles. Corrective action plans are being deployed. Resources are being realigned with those programs that contribute to this effort.



## Results

**FY11**

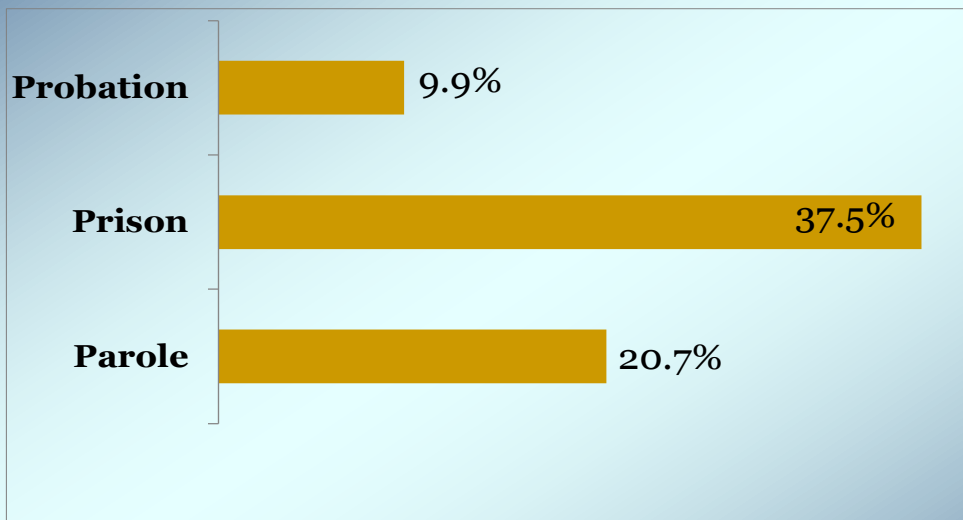


New Felony/Aggravated Misdemeanor conviction within 3 years after final discharge

## Results

**FY11**

### *Recidivism by Legal Status*

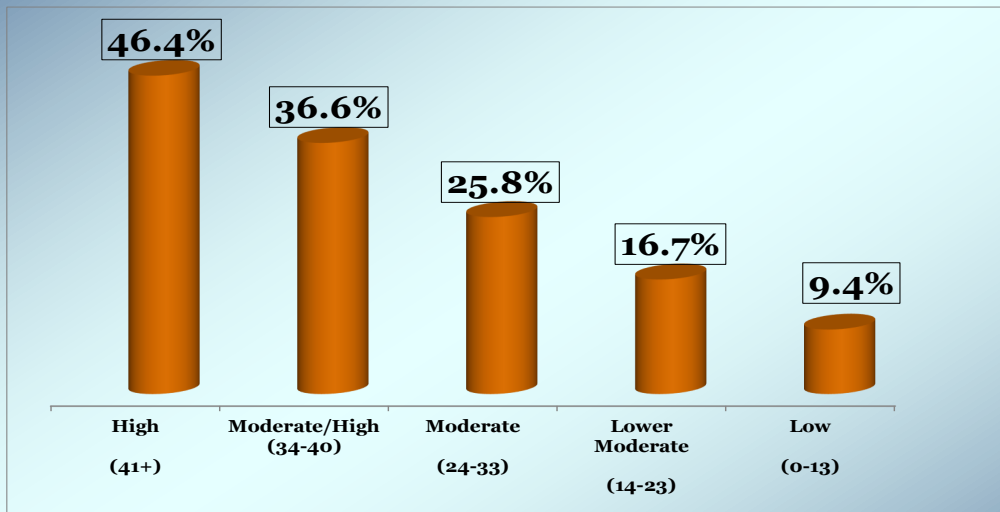


New Felony/Aggravated Misdemeanor conviction within 3 years after final discharge

## Results

FY11

### Recidivism by LSI Score



New Felony/Aggravated Misdemeanor conviction within 3 years after final discharge

## Strategy: Population Management

### GOALS:

System corrections growth in community and prisons

Reinvention of the way the department does business to manage resources in the most cost effective and productive manner to produce ultimate value to taxpayer dollars

### Desired Outcomes:

Offender population  
Improved population master plan  
Constitution system

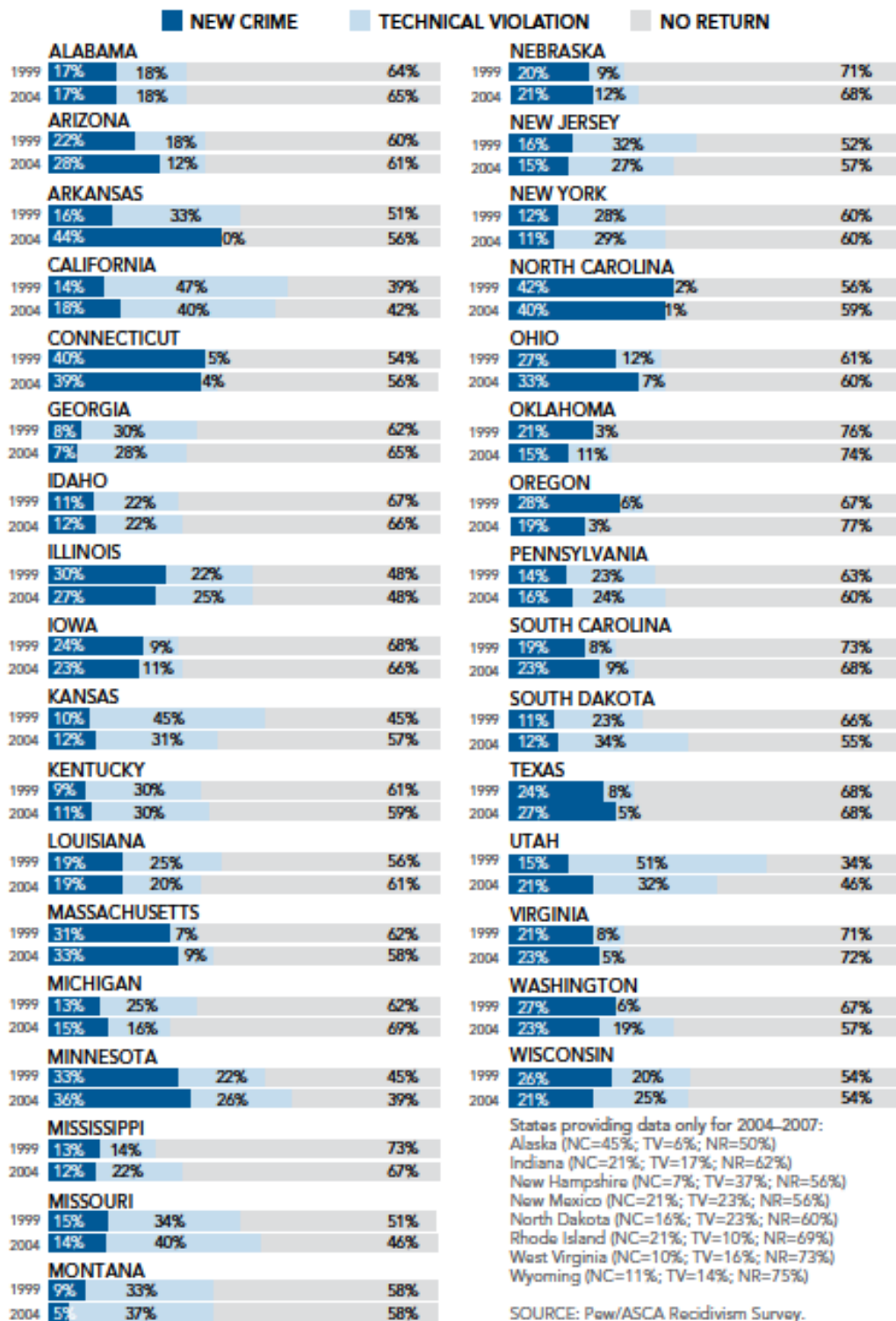
**Description:** Aligning resources to need such as utilizing staffing studies and formulas, and aligning offender supervision and programming resources in accordance with demand. Managing offenders at the least restrictive level consistent with their risk enables to divert offenders from more costly prison beds.

A CLOSER LOOK AT RECIDIVISM RATES

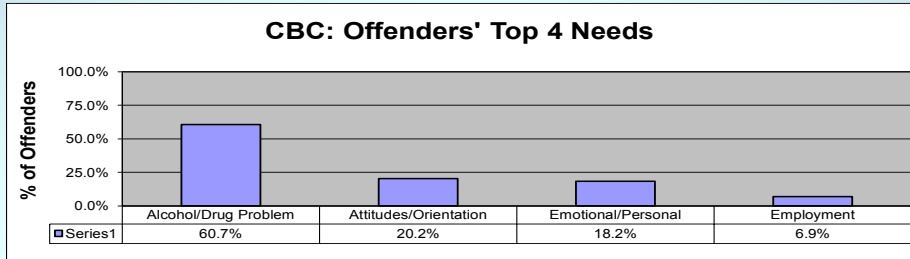

Exhibit 2

### The Cycle of Prison Release

This graph shows the proportion of released offenders who returned to prison for either committing a new crime or a technical violation as well as those who did not return within three years.



# Risk Identification: FY11 Institution and CBC Top Priority Needs

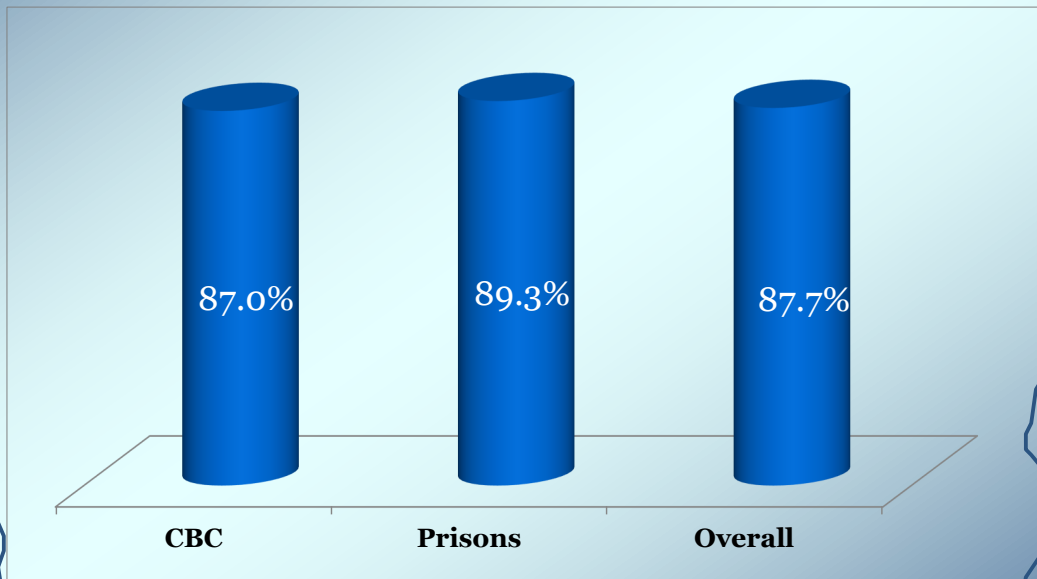


Includes offenders with an identified need only

## Results

FY11

*Percentage of medium/high risk offenders who successfully complete case plan programming for each of their top criminogenic needs before final release from the correctional system*

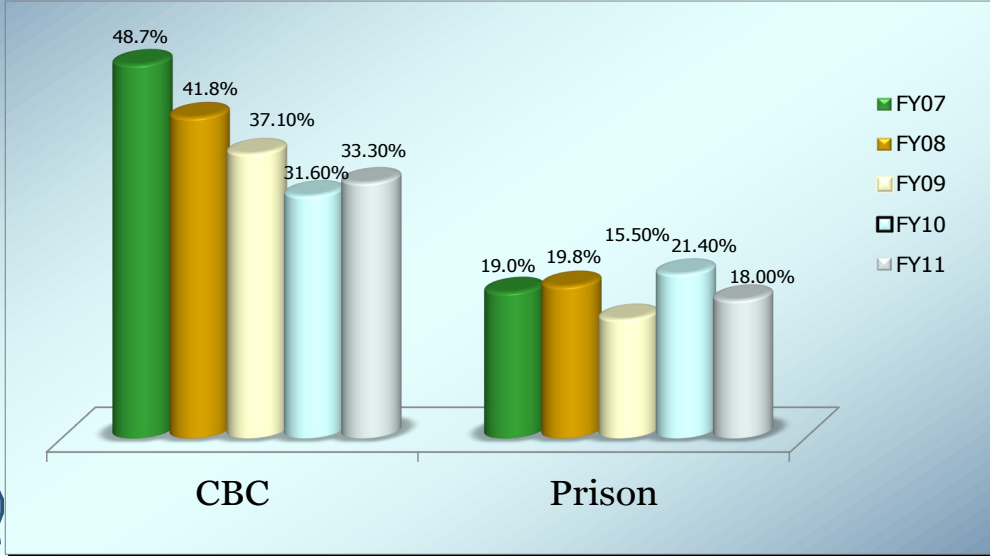


Measure 84

## Results

**FY11**

*Percentage of offenders who had their victim restitution paid in full at time of discharge from prison or CBCs.*

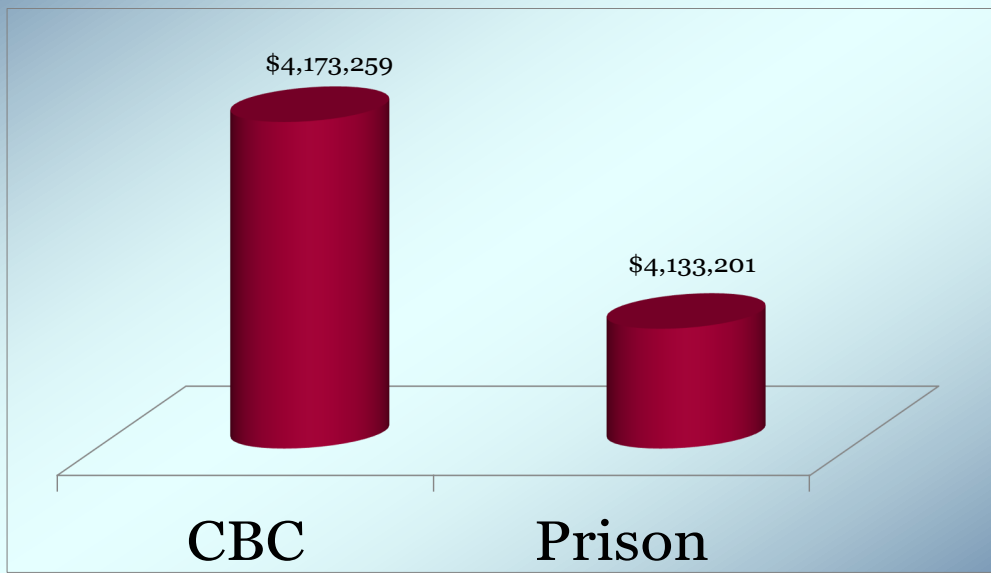


Measure 80

## Results

**FY11**

*Balance owed by victim restitution at time of discharge from CBC or prison.*

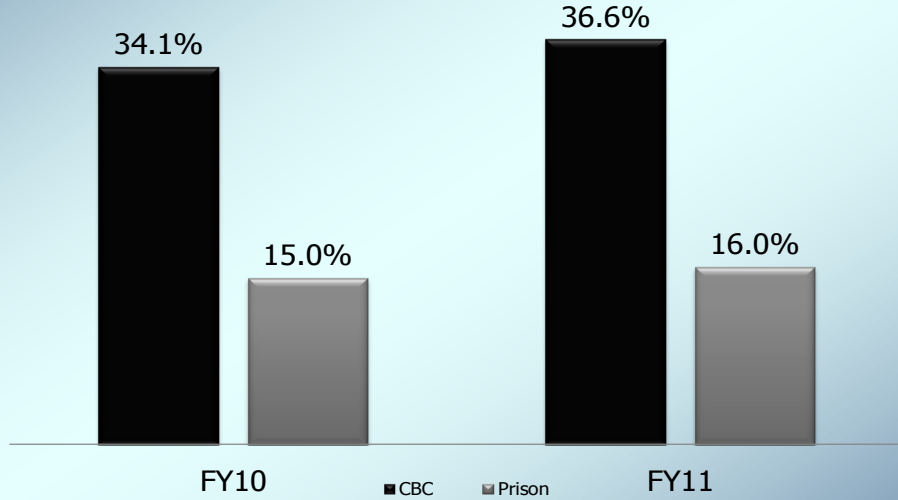


Measure 80b

# Results

**FY11**

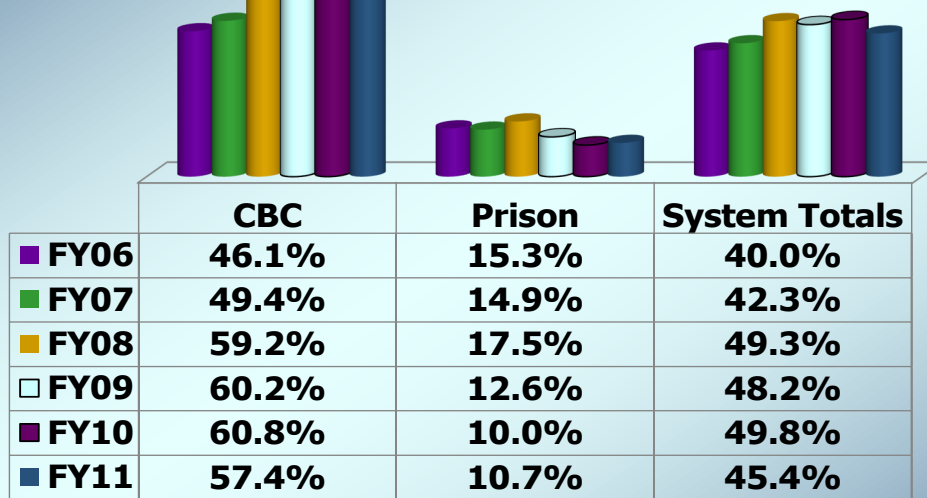
*At time of discharge from CBC or Prison, the collective restitution payment rate is:*



Measure 80b

## Reducing Risk: Measuring Assessment Score Drops During Custody/Supervision

**FY11**

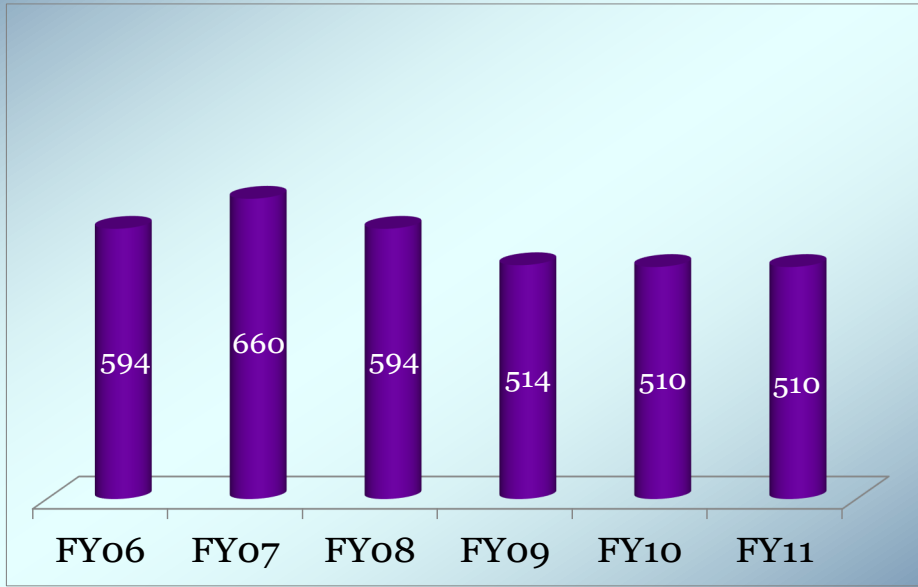


*Overall, more offenders are exiting Corrections supervision with a lower likelihood of re-offending than when they first came in.*

# Results

**FY11**

*Number of GED completions by Iowa offenders per community college contract.*



## Results

**FY11**

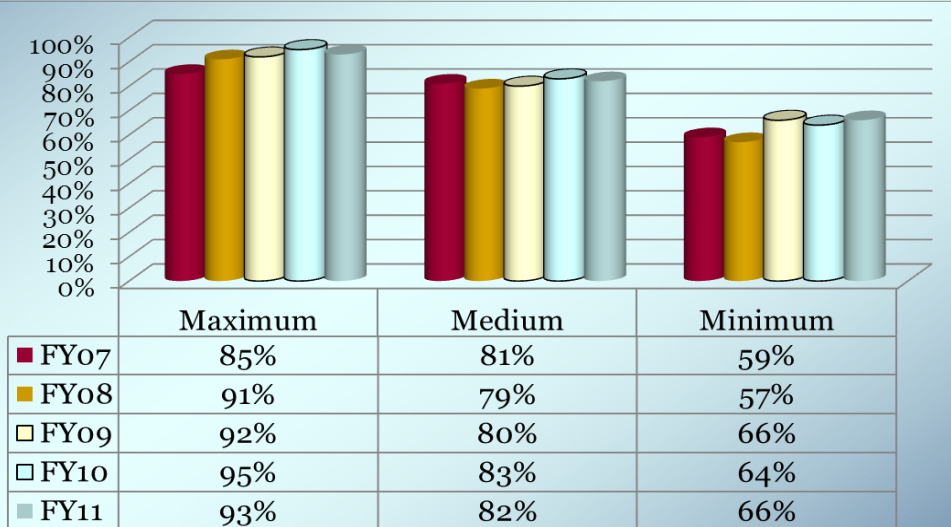
*Percentage of required Custody Classification completed.*



## Results

**FY11**

*Number of offenders assigned/supervised in accordance with risk assessment/classification instruments.*

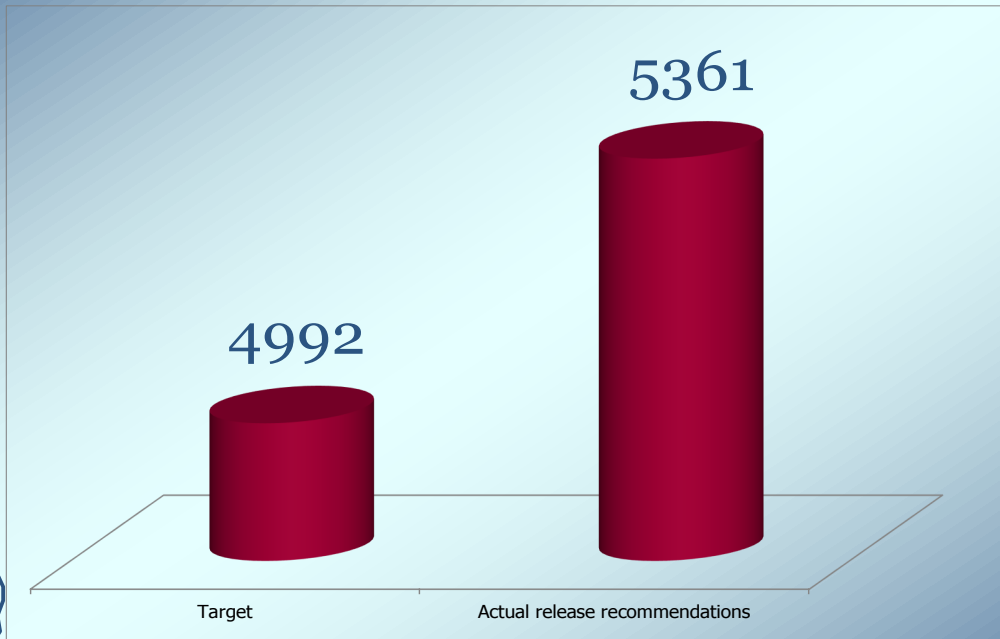




## Results

**FY11**

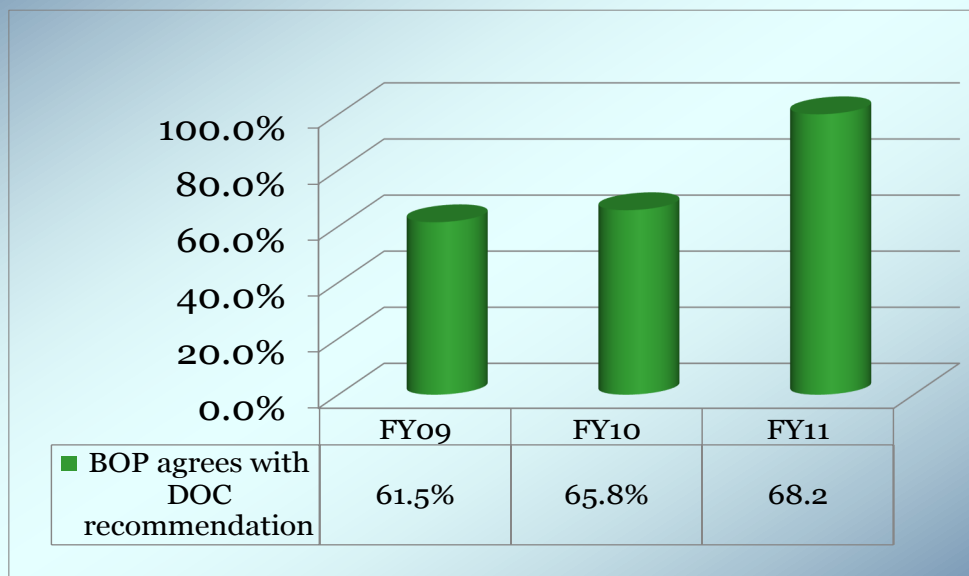
*Target v. actual release recommendations to the BOP.*



## Results

**FY11**

*Percentage BOP agrees with DOC recommendations*

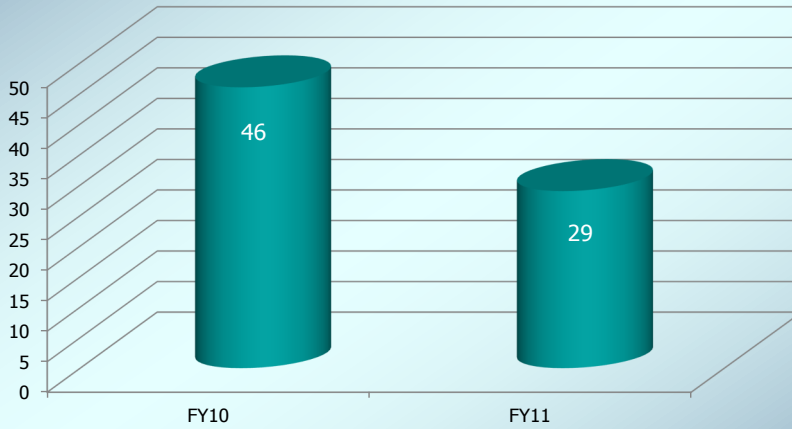


# Results

**FY11**

*Number of serious injuries or accidents of offenders*

**Offender Injuries/Accidents**

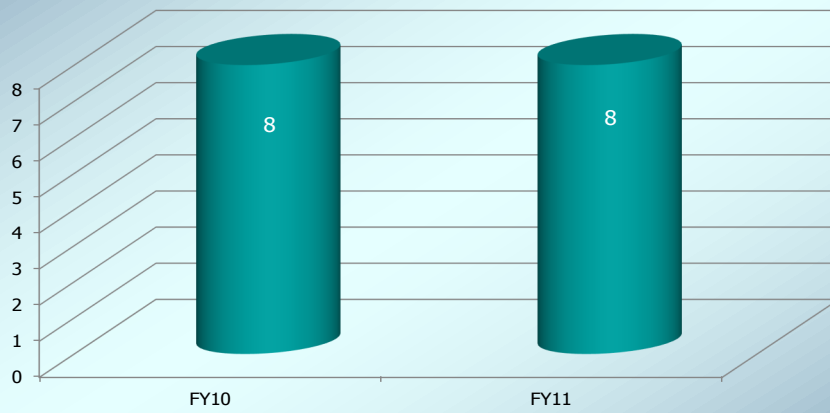


Measure 27

# Results

**FY11**

*Number of serious injuries caused to staff*



Measure 22

## Strategy: Workforce Investment

### GOALS:

Adequate and diverse human, financial processes to maintain infrastructure and delivery of services

### Desired Outcomes:

Diversity through recruitment, selection and retention

Culture change

Workload analysis and management

Well being/morale, health/safety focus

Knowledge development and succession planning

Use of employee training technology and critical data and transformation of current processes to enhance staff productivity

**Description:** Investing in the corrections workforce. Operational effectiveness through utilization of best practices. Adequate human resources to maintain delivery of services.

**Why we are doing this:** Deployment of best correctional practices requires that staff be knowledgeable and possess the skills necessary to implement these practices in the manner in which they are intended.

Leaderships' support, oversight and governance of the corrections system is critical to achieving the mission in an efficient and effective manner in order to insure return on taxpayer investment. As a Charter Agency the Department has committed itself to exploring ways of delivering services in new ways to not only produce a better outcome, but conserve valuable resources so that they can be redirected to mission critical activities.

**What are we doing to achieve results:** Correctional staffs receive job relevant training; professional development opportunities through centralized and locally delivered training programs. The Department is committed, as well, to developing the future leaders of the organization to sustain the efforts and improvements that are underway.

During the second year of the transformation effort, several departmental operations have been redesigned, centralized or standardized in order to reduce waste and inefficiencies and implement best practices. These and other transformation projects continue and additional future savings are anticipated.

## Cost Reduction Through Best Practices

### Ongoing Initiatives

- e-Learning
- Jail Credit Recovery (FY11 Savings of \$668,417)
- Central Records
- Central Banking
- Central Restitution/Child Support Recovery/Court Filing
- Elimination or Alignment of Programs Based on EBP
- Master Dietary Menu
- New Classification System
- Energy Management/Green Government

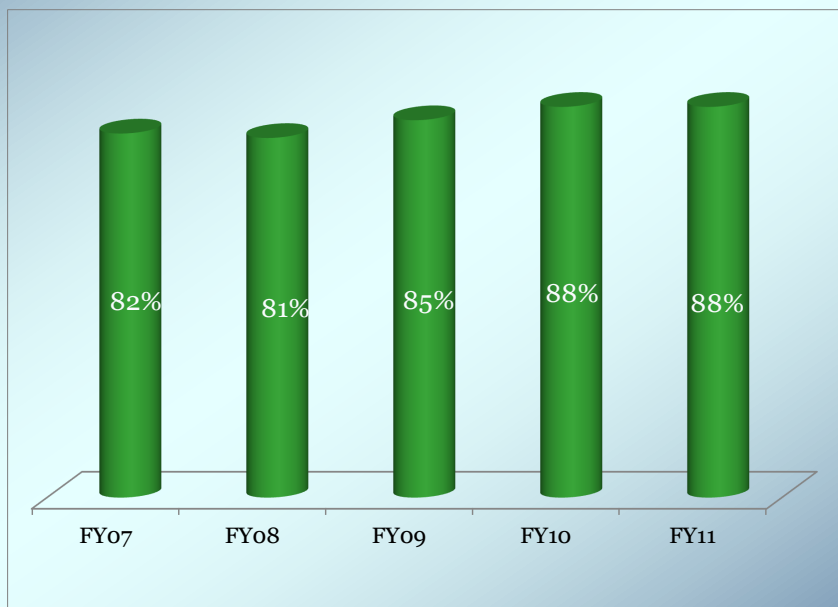
### Future Initiatives

- Central Warehouse
- Central Pharmacy

## Results

**FY11**

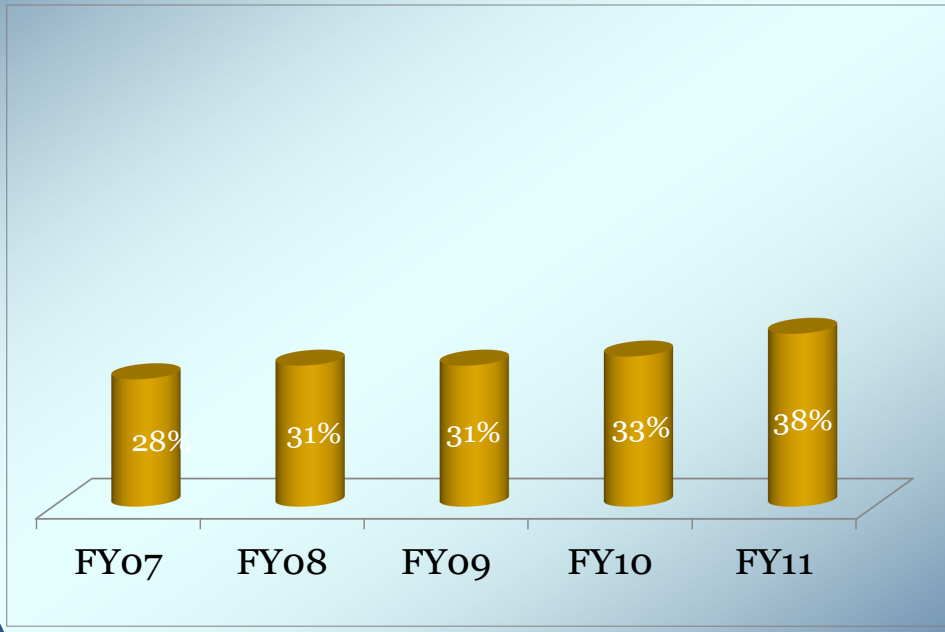
*Percentage of needed FTEs funded based on workload formula.*



# Results

**FY11**

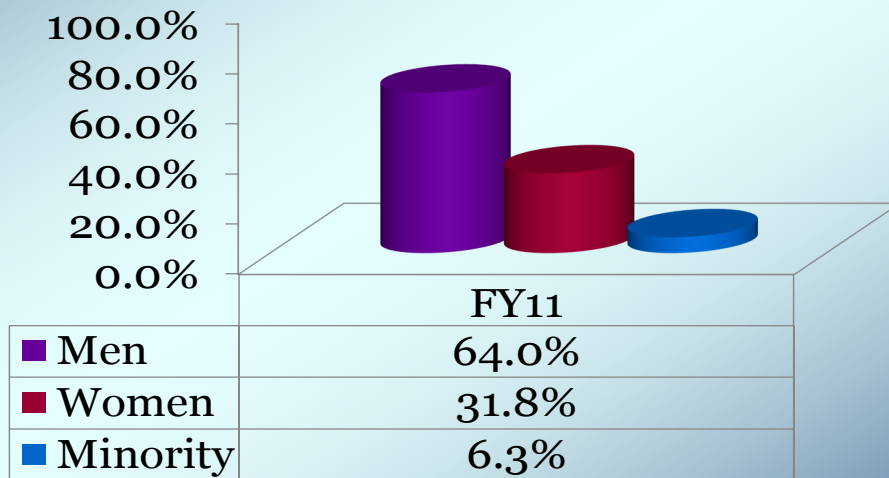
*Percentage of FTEs applied to work formula.*



# Results

**FY11**

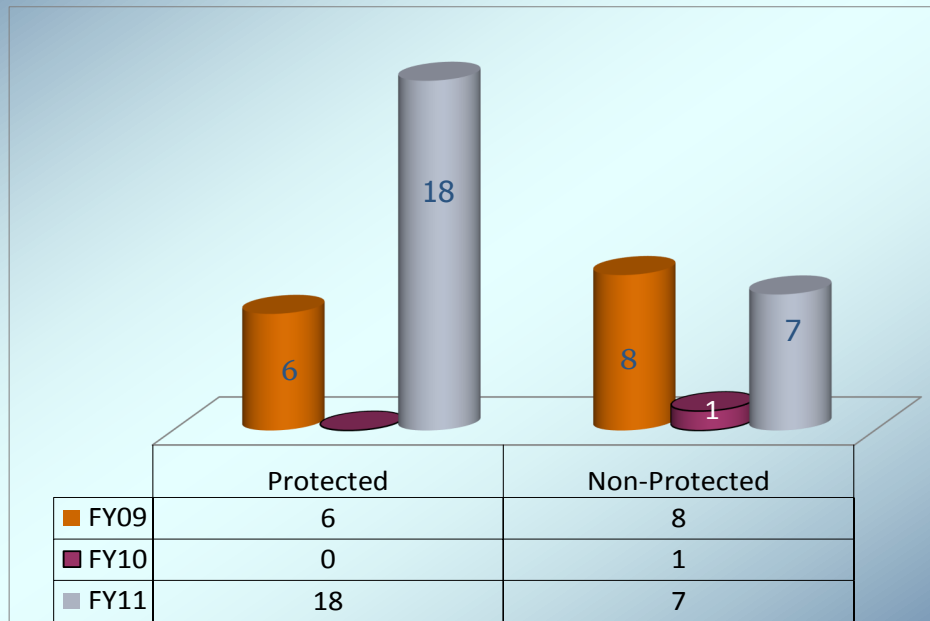
*Diversity of Prison Staff*



## Results

## FY11

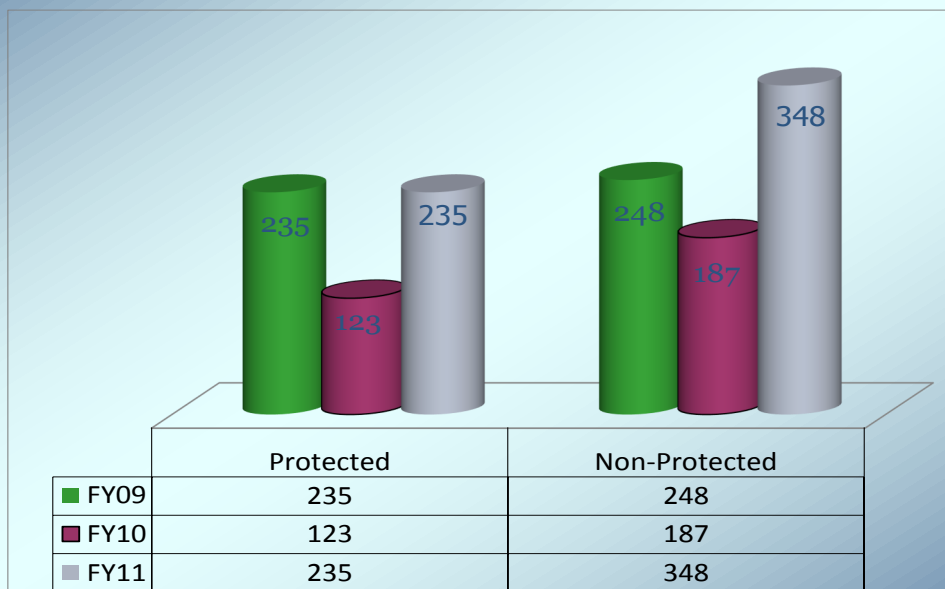
### *Internship hires by protected/non-protected class*



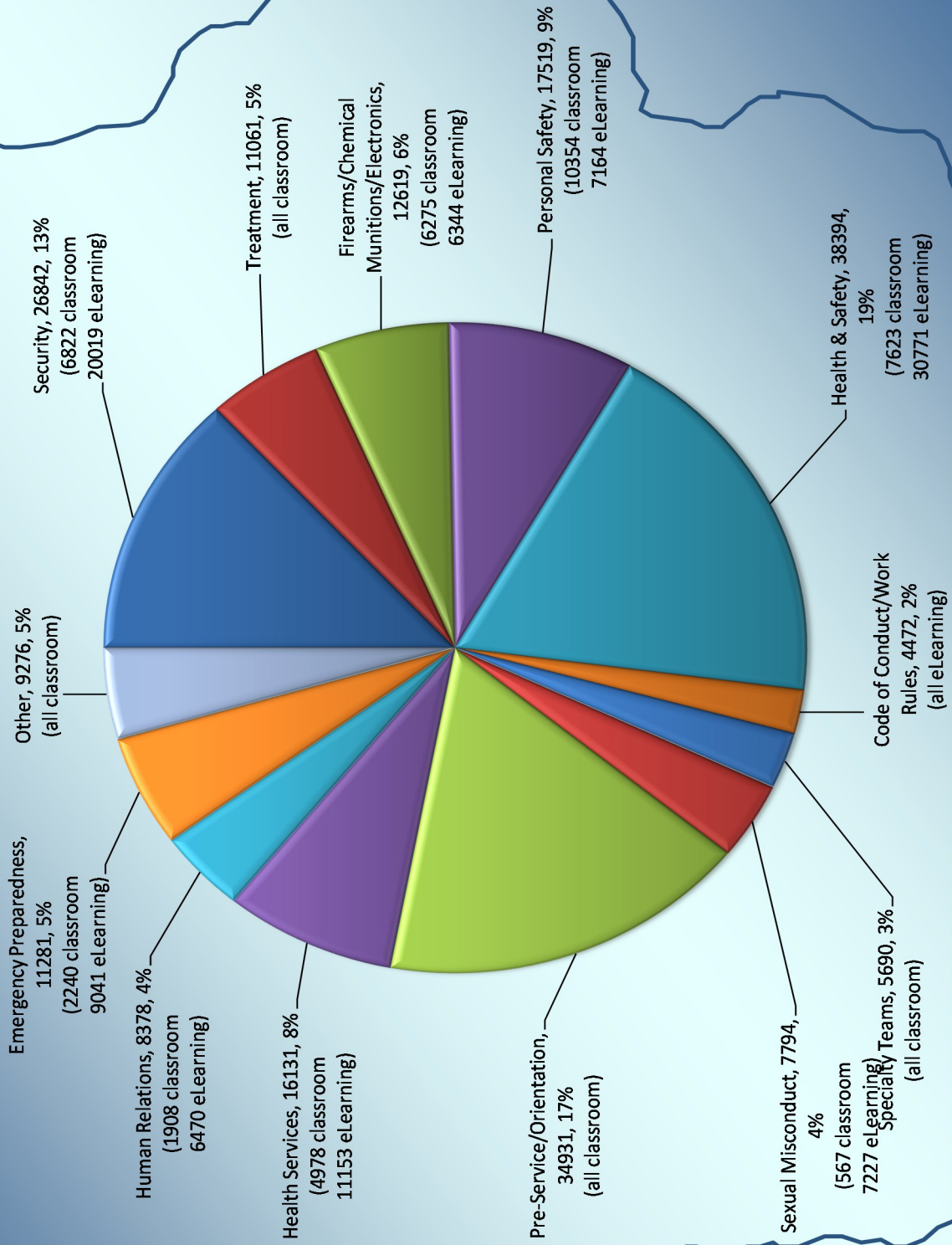
## Results

## FY11

### *Interviews by protected/non-protected class*



# Training Hours by Topic Category FY11





Association of State  
Correctional  
Administrators **ASCA**  
Performance Based  
Measures System  
**PBMS**





# ASCA Performance Based Measures System PBMS

The Performance Based Measures System, or PBMS is a “web-based application that allows users to enter, compare and analyze statistical information between member organizations”. The Advanced Technologies Group programmed the application in connection with the Association of State Correctional Administrators.

The Iowa Department of Corrections is a leader in collecting and inputting data. In February 2011 Iowa became the 3rd state in the nation to have 100% entry. This was no small achievement and took the work and coordination of many in the Iowa Department of Corrections. In a recent report by ASCA the following was determined from all 50 states:

- Entering all Characteristics & all Key Indicators—6 states (including Iowa)
- Required Characteristics & 50% of Key Indicators—8 states
- Trained and Partial Data Entry-17 states
- Trained but no Data Entry-20 states
- Not Trained-4 States

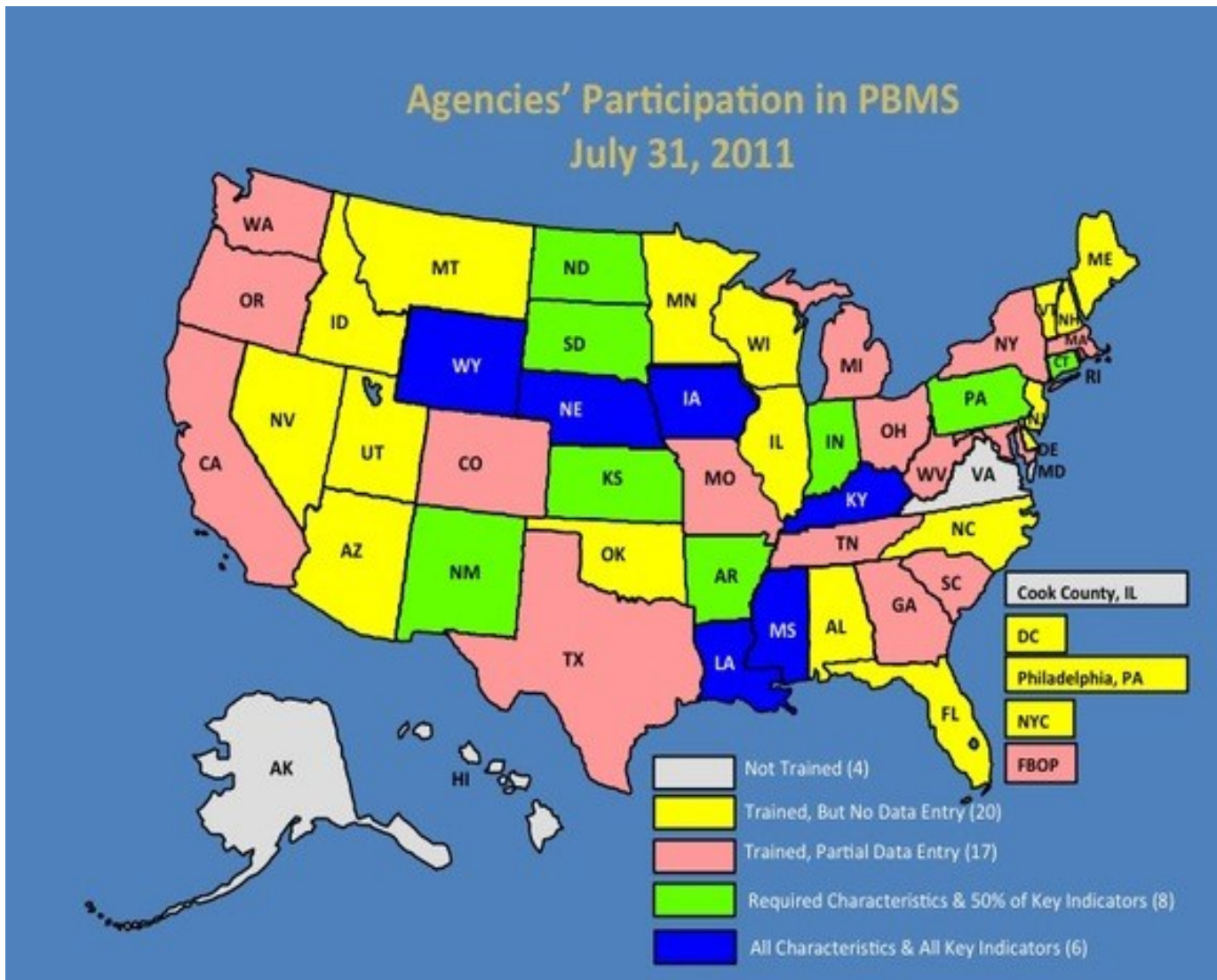
Data is collected on a facility and organization level for both characteristics and performance.

Reports that can be run from the raw data include:

- Monthly Facility Performance Measures Report
- Monthly Organization Performance Measures for DOC Facilities
- Yearly Organization Performance Measures
- Organization Characteristics Report
- Facility Characteristics Report
- My Comparative Organizations Report
- Key Indicator Status Report
- Organization Admin Facility User Data Entry Tracking
- Organization Admin User Data Entry Tracking
- Monthly Facility Performance Measures Across Agency Report



# PBMS Participation Map





---

# **Director John Baldwin's Focus Statements**





## Director Baldwin's Focus Statement for 2012

---

### Iowa Department of Corrections

2012 will be a year of change for the DOC. The most obvious DOC change will be that we will finish the construction on the remaining CBC residential facilities and have substantial completion of the new ISP.

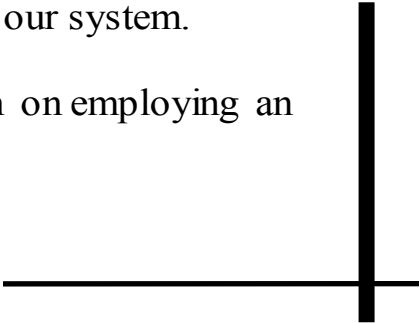
A more subtle change will be the statewide redesign of Iowa's mental health system.

I believe both of these events will have enormous long range impacts on the offenders of the DOC. Simply put, we need to take advantage of the two events.

We need to:

1. Improve our reentry focus and expand our collaborative efforts to create diversion programs in the counties before people become involved in the criminal justice system.
2. Use what we know about risk and offender needs to reduce the offender populations in both CBC and prison.
3. Establish a well defined offender level system in the institutions.
4. Continue to assist staff in the development of skills needed to, not only manage antisocial and/or inappropriate thought and behavior, but to encourage thought and behavior that leads to successful reentry.
5. Continue our efforts to reduce PREA incidents in our system.

Finally, and most importantly, our focus needs to remain on employing an appropriate number of staff in all job classes.





## Director Baldwin's Focus Statement for 2011

---

December 10, 2010

Due to the state budget shortfall in 2010, it was necessary for the Department of Corrections to narrow our focus to carrying out our legal and moral obligations to the people we serve. With the budget shortfall expected to continue through 2011, our focus will be doing the basics well:

Ensure staff safety through pre-service training and continuing education.

Treat offenders and non-offenders who have a severe mental illness in the most humane way possible.

Enhance public safety through proven offender reentry services and strategies.

Improve the efficiency and effectiveness of Corrections' programming and operations through formal internal review from a cross-section of correctional staff and disciplines.

Offender caseloads and medical and mental health needs continue to increase. That places an ever greater necessity on Corrections to do our jobs even better than in the past in order to protect the public, staff and offenders from victimization. We are up to this challenge: All Iowans are depending on us.



**Anamosa State Penitentiary**  
406 North High Street  
Anamosa, Iowa 52205  
(319) 462-3504

**Clarinda Correctional Facility**  
2000 North 16th Street  
Clarinda, Iowa 51632  
(712) 542-5634

**Iowa State Penitentiary**  
3 John Bennett Drive  
Fort Madison, Iowa 52627  
(319) 372-5432

**Fort Dodge Correctional Facility**  
1550 L Street  
Fort Dodge, Iowa 50501  
(515) 574-4700

**Iowa Correctional Institution for Women**  
300 Elm Avenue SW  
Mitchellville, Iowa 50169  
(515) 967-4236

**Mount Pleasant Correctional Facility**  
1200 East Washington Street  
Mount Pleasant, Iowa 52641  
(319) 385-9511

**Newton Correctional Facility**  
307 South 60th Avenue, W  
Newton, Iowa 50208  
(641) 792-7552

**Iowa Medical and Classification Center**  
2700 Coral Ridge Avenue  
Coralville, Iowa 52241  
(319) 626-2391

**North Central Correctional Facility**  
313 Lanedale  
Rockwell City, Iowa 50579-7464  
(712) 297-7521

## 2011 ANNUAL REPORT

512 East 12th Street  
Des Moines, IA 50139

*Annual Report prepared by:*

*Toni Tassone 515-725-5711  
Terri Pletcher 515-725-5783*

Phone: 515-725-5701


Fax: 515-725-5799

E-mail: [doc.information@iowa.gov](mailto:doc.information@iowa.gov)

DOC Web Address: [www.doc.state.ia.us](http://www.doc.state.ia.us)

### Mission:

**To Advance Successful Offender  
Re-Entry to Protect the Public,  
Staff and Offenders from  
Victimization**



**First Judicial District**  
314 East 6th Street  
Waterloo, Iowa 50704-4030  
(319) 236-9626

**Third Judicial District**  
515 Water Street  
Sioux City, Iowa 51103  
(712) 252-0590

**Fifth Judicial District**  
604 Locust, Suite 317  
Des Moines, Iowa 50309  
(515) 280-4220

**Seventh Judicial District**  
605 Main Street  
Davenport, Iowa 52803-5244  
(563) 322-7986

**Second Judicial District**  
510 Fifth Street  
Ames, IA 50010-0623  
(515) 232-1511

**Fourth Judicial District**  
801 South 10th Street  
Council Bluffs, IA 51501  
(712) 325-4943

**Sixth Judicial District**  
951 29th Avenue SW  
Cedar Rapids, Iowa 52404  
(319) 398-3675

**Eighth Judicial District**  
1805 West Jefferson  
Fairfield, Iowa 52556  
(641) 472-4242