

A d d e n d u m

Iowa Department of Transportation
Office of Contracts

Date of Letting: March 19, 2013
Date of Addendum: March 6, 2013

B.O.	Proposal ID	Proposal Work Type	County	Project Number	Addendum
164	57-3806-270	HMA RESURFACING	LINN	IMX-380-6(270)16--02-57	19MAR164.A02

Notice: Only the bid proposal holders receive this addendum and responsibility for notifying any potential subcontractors or suppliers remains with the proposal holder.

Make the following change to the Plan Sheet V.12:

Delete Plan Sheet V.12 and replace with the attached Plan Sheet V.12A.

Make the following change to the Plan Sheet V.13:

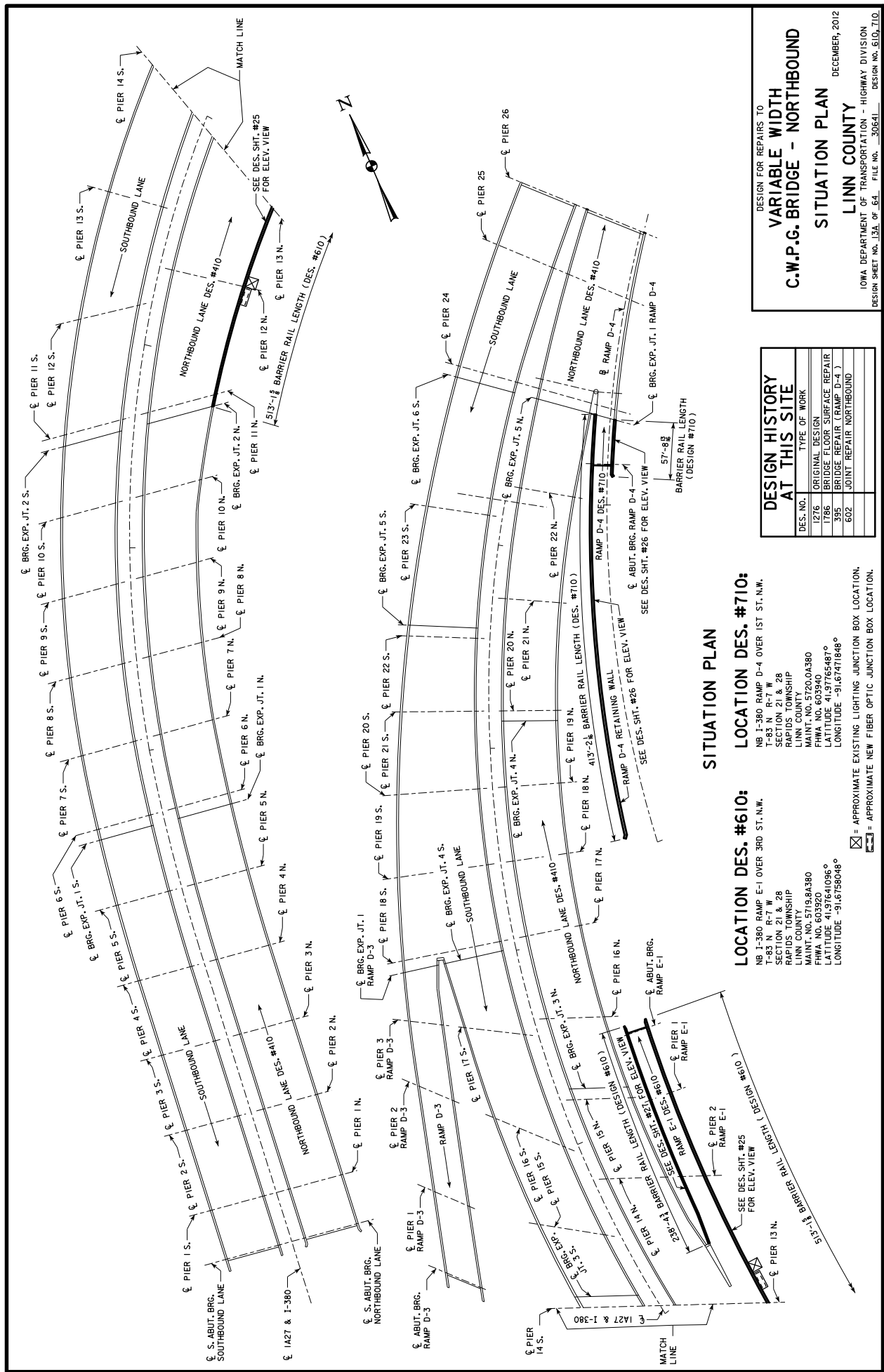
Delete Plan Sheet V.13 and replace with the attached Plan Sheet V.13A.

Make the following change to the Plans:

Add Plan Sheet V.64A.

Add Plan Sheet V.64B.

Add Plan Sheet V.64C.



DESIGN FOR REPAIRS TO
VARIABLE WIDTH
C.W.P.G. BRIDGE - NORTHBOUND
SITUATION PLAN
LINN COUNTY
 DECEMBER, 2012
 IOWA DEPARTMENT OF TRANSPORTATION - HIGHWAY DIVISION
 DESIGN SHEET NO. 13A OF 64 FILE NO. 306541 SHEET NUMBER **V.13A**

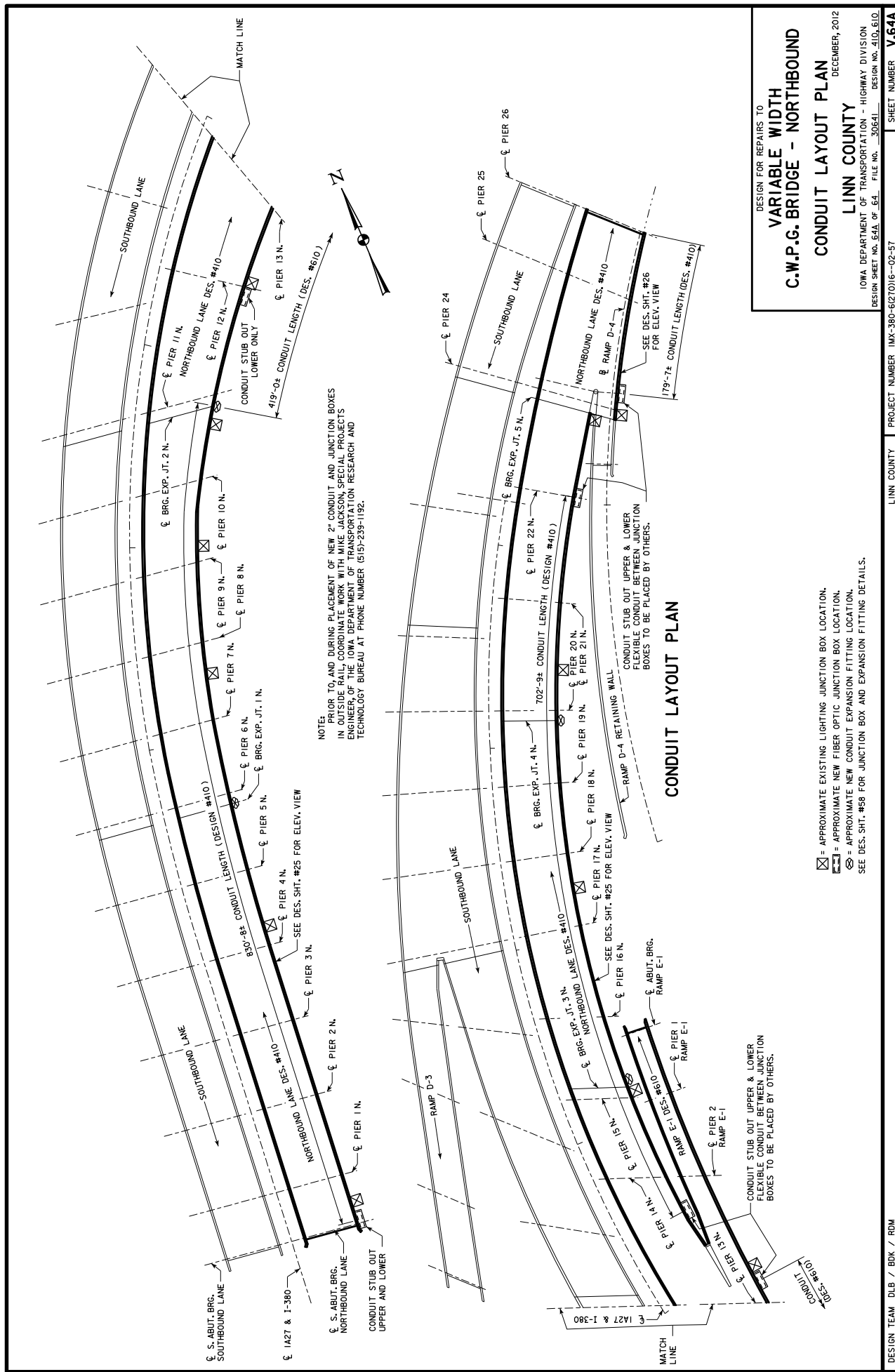
DESIGN HISTORY AT THIS SITE	
DES. NO.	TYPE OF WORK
1276	ORIGINAL DESIGN
1786	BRIDGE FLOOR SURFACE REPAIR
395	BRIDGE REPAIR (RAMP D-4)
602	JOINT REPAIR NORTHBOUND

SITUATION PLAN

LOCATION DES. #610:
 NB I-380 RAMP E-1 OVER 3RD ST. N.W.
 SECTION 21 & 28
 RAPIDS TOWNSHIP
 LINN COUNTY
 MAINT. NO. 5719.8A380
 FHWA NO. 603920
 LATITUDE 41.97641096°
 LONGITUDE -91.6759048°

LOCATION DES. #710:
 NB I-380 RAMP D-4 OVER 1ST ST. N.W.
 SECTION 21 & 28
 RAPIDS TOWNSHIP
 LINN COUNTY
 MAINT. NO. 5720.0A380
 FHWA NO. 603940
 LATITUDE 41.9765487°
 LONGITUDE -91.67471848°

☒ = APPROXIMATE EXISTING LIGHTING JUNCTION BOX LOCATION.
 ☒ = APPROXIMATE NEW FIBER OPTIC JUNCTION BOX LOCATION.




NOTE:
 PRIOR TO, AND DURING PLACEMENT OF NEW 2" CONDUIT AND JUNCTION BOXES
 IN THE FIELD, THE COORDINATE POINTS OF NEW CONDUITS AND JUNCTION BOXES
 SHALL BE CHECKED BY THE ENGINEER OF THE IOWA DEPARTMENT OF TRANSPORTATION RESEARCH AND
 TECHNOLOGY BUREAU AT PHONE NUMBER (515)-239-1192.

CONDUIT LAYOUT PLAN

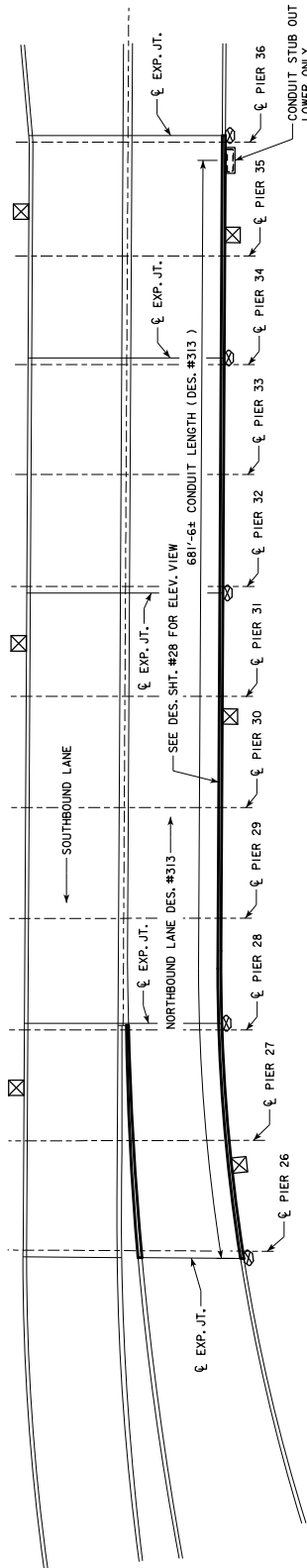
- ☒ = APPROXIMATE EXISTING LIGHTING JUNCTION BOX LOCATION.
- ☒ = APPROXIMATE NEW FIBER OPTIC JUNCTION BOX LOCATION.
- ☒ = APPROXIMATE NEW CONDUIT EXPANSION FITTING LOCATION.
- SEE DES. SHT. #58 FOR JUNCTION BOX AND EXPANSION FITTING DETAILS.

DESIGN FOR REPAIRS TO
**VARIABLE WIDTH
 C.W.P.G. BRIDGE - NORTHBOUND**
CONDUIT LAYOUT PLAN
 DECEMBER, 2012
LINN COUNTY
 IOWA DEPARTMENT OF TRANSPORTATION - HIGHWAY DIVISION
 DESIGN SHEET NO. 64A OF 64. FILE NO. 306541
 SHEET NUMBER **V.64A**

DESIGN TEAM: DLB / BDK / RDM
 3/5/2013 2:12:00 PM
 BK:loss
 W:\Projects\57380030\IO\BRF\ra\57380270.brg 5701\08064A_Addendum 11x17.pdf-pitc/g
 PROJECT NUMBER: IMX-380-8627016-02-5T
 LINN COUNTY
 PROJECT NUMBER: IMX-380-8627016-02-5T



CEDAR RIVER



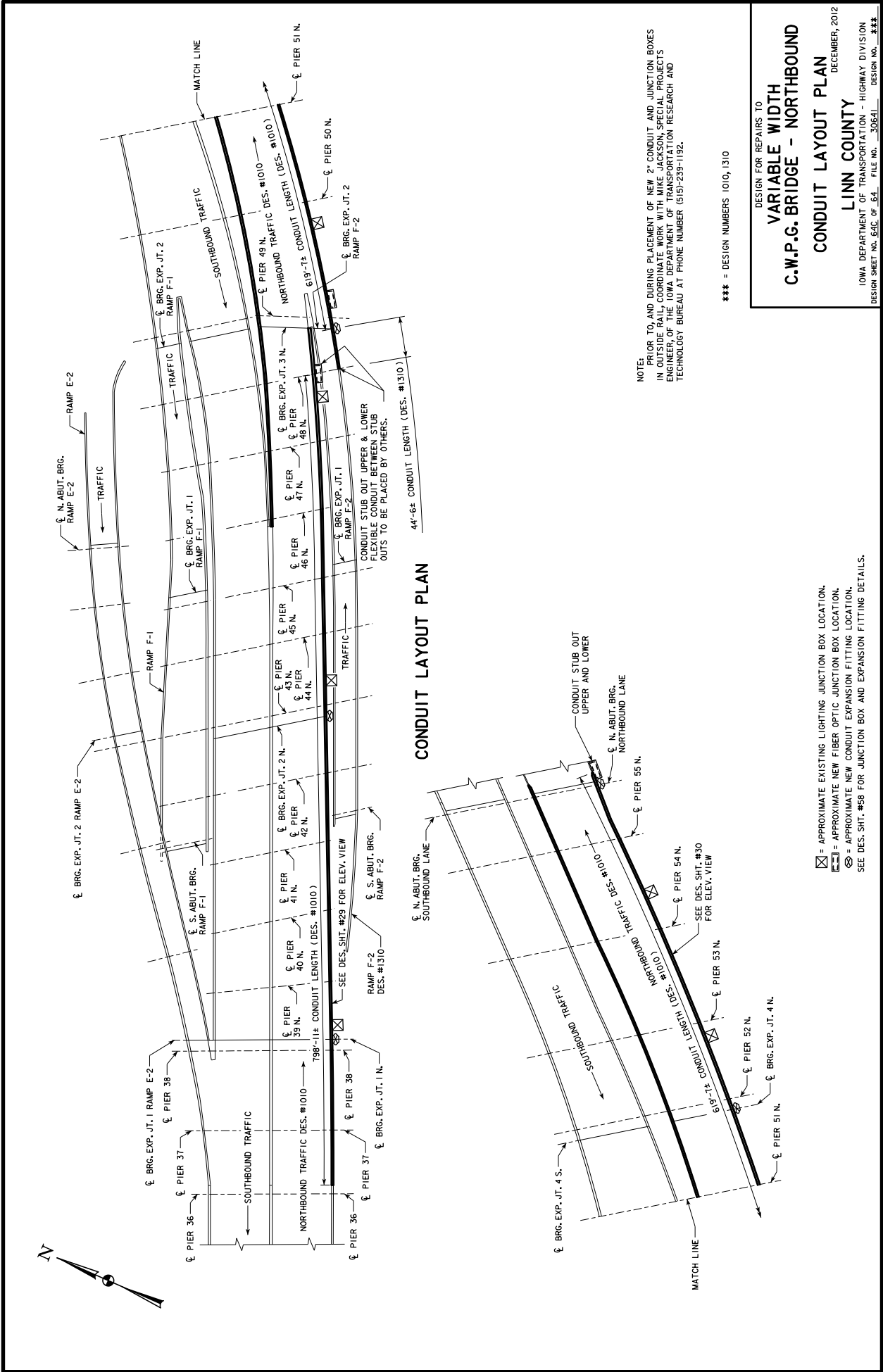
CEDAR RIVER

CONDUIT LAYOUT PLAN

NOTE:
 PRIOR TO, AND DURING PLACEMENT OF NEW 2" CONDUIT AND JUNCTION BOXES
 IN OUTSIDE RAIL, COORDINATE WORK WITH MIKE JACKSON, SPECIAL PROJECTS
 ENGINEER, OF THE IOWA DEPARTMENT OF TRANSPORTATION RESEARCH AND
 TECHNOLOGY BUREAU AT PHONE NUMBER (515)239-1192.

DESIGN FOR REPAIRS TO
684'-0 x 111'-5
P.P.C.B. BRIDGE - NORTHBOUND
CONDUIT LAYOUT PLAN
 DECEMBER, 2012
LINN COUNTY
 IOWA DEPARTMENT OF TRANSPORTATION - HIGHWAY DIVISION
 DESIGN SHEET NO. 64B OF 64 FILE NO. 306541 DESIGN NO. 313

- ☒ = APPROXIMATE EXISTING LIGHTING JUNCTION BOX LOCATION
- ☒ = APPROXIMATE NEW FIBER OPTIC JUNCTION BOX LOCATION
- ⊗ = APPROXIMATE NEW CONDUIT EXPANSION FITTING LOCATION
- SEE DES. SHT. #58 FOR EXPANSION FITTING DETAILS.



CONDUIT LAYOUT PLAN

NOTE:
 PRIOR TO, AND DURING PLACEMENT OF NEW 2" CONDUIT AND JUNCTION BOXES
 IN OUTSIDE RAIL, COORDINATE WORK WITH MIKE JACKSON, SPECIAL PROJECTS
 ENGINEER, OF THE IOWA DEPARTMENT OF TRANSPORTATION RESEARCH AND
 TECHNOLOGY BUREAU AT PHONE NUMBER (515)-239-1192.

*** = DESIGN NUMBERS 1010, 1310

- ☒ = APPROXIMATE EXISTING LIGHTING JUNCTION BOX LOCATION.
- ☒ = APPROXIMATE NEW FIBER OPTIC JUNCTION BOX LOCATION.
- ☒ = APPROXIMATE NEW CONDUIT EXPANSION FITTING LOCATION.
 SEE DES. SHT. #58 FOR JUNCTION BOX AND EXPANSION FITTING DETAILS.

DESIGN FOR REPAIRS TO
VARIABLE WIDTH
C.W.P.G. BRIDGE - NORTHBOUND
CONDUIT LAYOUT PLAN
 DECEMBER, 2012
LINN COUNTY
 IOWA DEPARTMENT OF TRANSPORTATION - HIGHWAY DIVISION
 DESIGN SHEET NO. 64C OF 64. FILE NO. 306541. DESIGN NO. ***