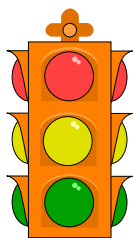


# IOWA HIGHWAY SAFETY PLAN



Governor's Traffic Safety Bureau

FFY 2004

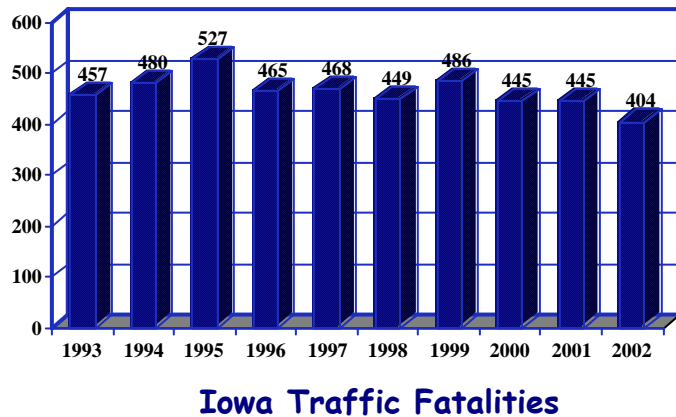


## Measuring the Success of Iowa's Highway Safety Programs and Initiatives

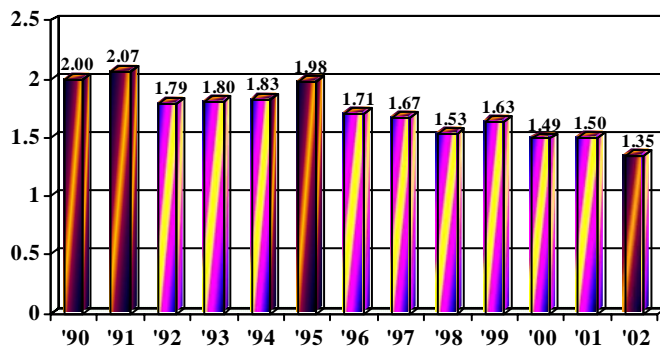
Data provides a critical measure of the ultimate impact of federally-funded programs and countermeasures on the safety of Iowa's roadways. The following section summarizes some key highway safety performance measures and the progress Iowa is making towards a safer roadway environment and a better quality of life for all Iowans.

### Traffic Deaths and Iowa's Mileage Death Rate

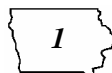
2002 was a historic year for Iowa as the state set a 57-year low in traffic deaths with 404. This is the lowest figure since World War II. Fatalities were down 41, or over 9% from the 2001 total of 445. Fueled by improving safety belt use, better roads, safer vehicles, improved emergency services, continued reductions in impaired driving, and the state's willingness to hold the line on proposed speed limit increases, Iowa reached its lowest, non-war fatality total since 1928. At that time, the Model A Ford was being introduced, much of America's farming was still being done with horses and Vermont native Calvin Coolidge was in the White House.



### Iowa Traffic Fatality Rates

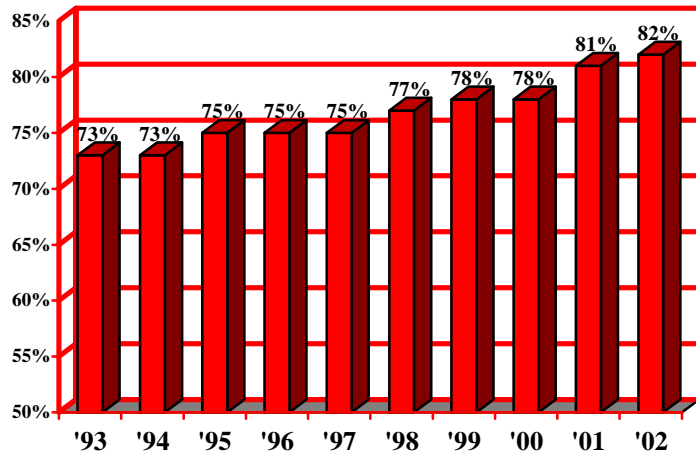


Iowa's fatality rate per 100 million vehicle miles traveled also set an all-time low in 2002 at 1.35 deaths per 100 million VMT. Iowa's rate is now well below the national average of 1.51 despite being a rural state with one of the oldest populations in the U.S. and a much higher level of commercial vehicle travel, all factors which tend to push fatality rates higher.



## Safety Belt Use

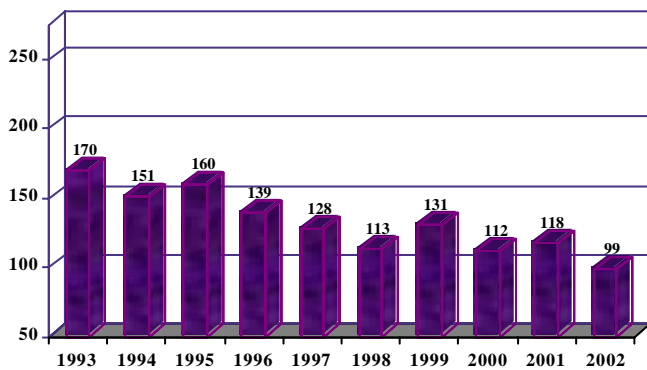
Lack of a safety belt remains a major contributor to death and serious injury in Iowa, despite a usage rate of 82% which puts Iowa among the top 11 states in the nation and first in Region 7. Usage rates have continued to climb with 78% usage in 2000 and 71% a decade ago. Each percent of increase means at least 20,000 more Iowans are buckling up.



Iowa Safety Belt Use Rates

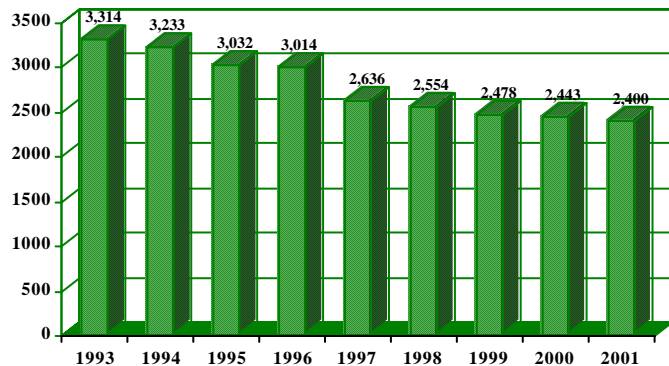
## Impaired Driving

From a highway safety standpoint, Iowa has made its most dramatic progress in this crucial area. Since 1995 alone, annual alcohol-related fatalities have fallen by more than 60. The 2002 figure of 99 alcohol-related traffic deaths is an all-time record low. Alcohol-related injuries have also declined by nearly 40% since 1990.



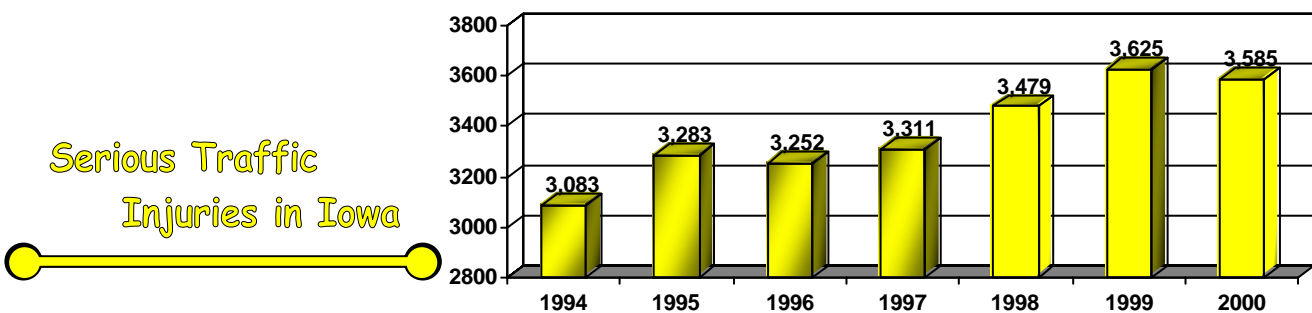
Alcohol-Related Fatalities

Alcohol-Related Injuries



## Traffic Injuries

While traffic injuries and serious traffic injury rates per 100 million VMT have been gradually declining, the overall numbers of traffic injuries and serious traffic injuries have remained relatively unchanged since the early 1990s. Increased safety belt use and the subsequent increase in crash survivors along with better reporting have also contributed to the absence of decline in injury numbers as well as substantial increase in vehicle miles traveled.



## Key Goals

From the Objectives section of this Plan, several universal goals stand out, including:

- Achieve/maintain an overall traffic fatality rate of 1.5 fatalities per 100 million VMT or lower by the end of FFY 2004.
- Achieve/maintain a serious traffic injury rate of 12.0 serious injuries per 100 million VMT or fewer by the end of FFY 2004.
- Achieve/maintain an alcohol-related fatality rate of .4 fatalities per 100 million VMT or lower by the end of FFY 2004.
- Achieve a statewide safety belt use rate of 85% by the end of FFY 2004.

**Planning & Administration**

**Alcohol Program**

**Occupant Protection Program**

**Police Traffic Services Program**

**Program Management**

**Pedestrian/Bicycle Safety Program**

**Roadway Safety Program**

**Youth/Alcohol Program**

**Special Occupant Protection Program**

**Seat Belt Use Incentive Program 157**

**Seat Belt Use Innovative Program 157i**

**Repeat Offender Program 164**

**Occupant Protection Incentive Program 405a**

**Alcohol Incentive Program 410**

**Traffic Records Data Improvement Program 411**

**Child Passenger Safety Education Program 2003b**

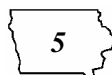
**HSP 2004**

**Objectives**

**IOWA'S  
PLANS  
FOR  
SUCCESS**

**2004**

**HIGHWAY SAFETY PROGRAM**



## **Planning & Administration**

- ⌚ To provide the management/financial expertise necessary to plan, contract, monitor and evaluate Iowa's highway safety program.
  
- ⌚ To provide the administrative capabilities necessary to support total program efforts.
  
- ⌚ To provide fiscal training and information to contractors.

## Alcohol Program

- ⌚ To maintain or increase total OWI enforcement contacts in the project area.
- ⌚ To maintain at least an 85% statewide OWI conviction rate.
- ⌚ To provide specialized, alcohol-related traffic safety education to judges, prosecutors, law enforcement officers and students.
- ⌚ To provide technical and analytical expertise to Iowa agencies implementing alcohol and other drug programs.
- ⌚ To achieve and maintain 28% or fewer alcohol-related fatalities by the end of FFY 2004.
- ⌚ To achieve and maintain an alcohol-related fatality rate of .40 fatalities per 100 million VMT or lower by the end of FFY 2004.
- ⌚ To achieve and maintain an alcohol-related injury rate of 8.5 injuries per 100 million VMT or lower by the end of FFY 2004.



## Occupant Protection Program

- ⌚ To enhance the motoring public's use of safety belts/child restraints through programs targeted for enforcement, educators and the general public.
- ⌚ To measure and evaluate safety belt/child restraint use in Iowa and to disseminate occupant protection information to target audiences through publications and conferences.
- ⌚ To initiate safety belt and child passenger safety programs aimed at low use populations (e.g., young adults) with special emphasis on children ages 0-8 and youth through age 18.
- ⌚ To achieve a statewide child restraint use rate of 80% by the end of FFY 2004.
- ⌚ To achieve a statewide safety belt use rate of 85% by the end of FFY 2004.
- ⌚ To continue support for the upgrade of Iowa's child restraint law.
- ⌚ To provide staff for Iowa's statewide child safety seat education program (Special Occupant Protection Program).

## **Police Traffic Services Program**

- ⌚ To promote the motoring public's awareness of traffic safety considerations through targeted educational materials aimed at high-risk populations.
- ⌚ To promote cooperative, multi-agency law enforcement initiatives directed at identified high-risk problem areas.
- ⌚ To reduce statewide traffic fatalities by 2% by the end of FFY 2004.
- ⌚ To achieve and maintain a statewide traffic fatality rate of 1.5 fatalities per 100 million VMT or lower by the end of FFY 2004.
- ⌚ To achieve and maintain a statewide serious traffic injury rate of 12.0 serious injuries per 100 million VMT or lower by the end of FFY 2004.

## Program Management

- ⌚ To provide the program management expertise to prepare, implement and monitor state and local federal highway safety programs.
- ⌚ To provide staff capabilities necessary to support total program efforts.
- ⌚ To provide the technical and analytical expertise necessary to plan and evaluate highway safety programs.
- ⌚ To provide and participate in technology sharing endeavors at the local, state and national levels.

## **Pedestrian/Bicycle Safety Program**

- ⌚ To encourage the use of bicycle helmets through educational programs, information and other awareness heightening methods.
  
- ⌚ To provide information on safe off-the-road bicycling alternatives throughout the state to reduce vehicle-bicycle crashes.
  
- ⌚ To develop comprehensive pedestrian/bicycle safety programs in communities.

## Roadway Safety Program

- ⌚ To provide the contractual services necessary to complete traffic engineering studies at the city and county levels where such expertise is not available.
- ⌚ To participate in training programs designed to enhance the traffic safety expertise of engineers, traffic technicians and maintenance personnel at the state, county and city levels.

## Youth/Alcohol Program

- ⌚ To encourage and promote the development and implementation of youth/alcohol education and prevention programs for elementary, junior high, high school and college students.
- ⌚ To support the enforcement of Iowa's .02 BAC law for drivers under the age of 21 and other laws pertaining to the purchase and consumption of alcohol by underage persons.
- ⌚ To reduce/maintain the involvement of 15-24 year old drivers as a percent of all drinking drivers in fatal crashes at 33% or less by the end of FFY 2004.
- ⌚ To reduce/maintain the involvement of 15-24 year old drivers as a percent of all drinking drivers in injury crashes at 33% or less by the end of FFY 2004.

## Seat Belt Use Incentive Program

(Section 157)

- ⌚ To improve occupant protection use in smaller towns and rural communities, at-risk populations, with a combination of education, public information and enforcement.
- ⌚ To establish and support, using the sTEP model, occupant protection education/enforcement programs with local law enforcement agencies throughout Iowa.
- ⌚ To improve, collectively, safety belt usage in participating communities by at least 3% during FFY 2004.
- ⌚ To achieve a statewide safety belt usage rate of 85% by the end of FFY 2004.
- ⌚ To provide local law enforcement with testing and analysis equipment for optimal enforcement of Iowa's OWI laws.

## **Seat Belt Use Innovative Program**




(Section 157I)

- ⌚ To support Iowa's sTEP effort by funding the sTEP Coordinator's salary and travel expenses.
- ⌚ To expand Iowa's successful sTEP by supporting a recognition program for sTEP participants.
- ⌚ To continue to provide occupant protection training for law enforcement through the Iowa Law Enforcement Academy.
- ⌚ To work with the Iowa-Illinois Safety Council to continue and expand Iowa's successful occupant protection program with businesses and corporations.
- ⌚ To work with at-risk young drivers especially in rural communities in cooperation with Farm Safety 4 Just Kids.
- ⌚ To expand public awareness on the correct use of seat belts and child restraints using a statewide media effort.
- ⌚ To expand sTEP Model, occupant protection education/enforcement programs with Iowa enforcement agencies.
- ⌚ To achieve a statewide safety belt usage rate of 85% by the end of FFY 2004.



## Repeat Intoxicated Driver Transfer Funds

(Section 164)

-  To provide toxicological and administrative staff support for the Division of Criminal Investigation Laboratory.
-  To achieve and maintain an alcohol-related fatality rate of .45 fatalities per 100 million VMT or lower by the end of FFY 2004.
-  To achieve and maintain an alcohol-related injury rate of 8.5 injuries per 100 million VMT or lower by the end of FFY 2004.

## Occupant Protection Incentive Program

(Section 405a)

- ⌚ To continue one FTE to manage child passenger safety programs in Iowa and continue development of child safety seat fit stations providing education on all phases of the proper use of child occupant protection systems.
- ⌚ To provide and coordinate child safety seat community training with twenty-one 4-hour and 8-hour sessions.
- ⌚ To purchase and distribute child safety seats for distribution at checkup events/fit stations when child safety seats are unsafe to use.
- ⌚ To provide three 4-day certification training sessions in the proper use of child safety seats.
- ⌚ To develop and purchase educational/promotional materials to support training, checkup events and fit stations.
- ⌚ To develop, with the state Safe Kids Coalition, a pilot program to promote proper use of child restraints through Iowa pediatricians and family physicians.

## **Alcohol Incentive Program**

(Section 410)

- ⌚ To support compliance of Iowa's OWI, .02 BAC, Open Container and Underage Possession laws utilizing a combination of education and enforcement including corridor events, saturation patrols and safety checkpoints.
- ⌚ To enhance coordination of alcohol-related education and enforcement activities across the state including technical, analytical and logistical support for corridor events.
- ⌚ To improve/maintain strong adjudication of OWI laws by providing equipment and staff support for laboratory analysis including upgrading evidentiary breath testers.
- ⌚ To support training for Iowa law enforcement personnel regarding impaired driving, especially impairment resulting from the use of drugs other than alcohol.
- ⌚ To achieve/maintain an alcohol-related fatality rate of .40 fatalities per 100 million VMT or lower by the end of FFY 2004.
- ⌚ To achieve and maintain an alcohol-related injury rate of 8.5 injuries per 100 million VMT or lower by the end of FFY 2004.

## Traffic Records Data Improvement Program

(Section 411)

- ⌚ To enhance EMS provider reporting and statewide analysis of traffic crash injuries, improving viability of Iowa CODES data.
- ⌚ To continue a state Traffic Safety Data Service improving data availability and utilization by key decision-makers.
- ⌚ To enhance statewide electronic crash reporting through the Traffic Records and Crime Software System (TraCS).
- ⌚ To initiate evaluation of the accuracy, completeness and accessibility of specific components of the state's overall traffic records systems.

## **Child Passenger Safety Education Program**

(Section 2003b)

- ⌚ To increase the correct use of child restraints utilizing PSAs demonstrating appropriate installation and use.
  
- ⌚ To promote the correct use of child restraints with educational brochures and other materials available in both English and Spanish.
  
- ⌚ To further expand and implement the newly developed booster seat component of Iowa's "Buckle Up Baby" and "Buckle Up Kids" campaign.
  
- ⌚ To implement a child restraint conference to update Certified Child Passenger Safety (CPS) Technicians.

**HSP 2004**

**Budget**

**IOWA'S  
PLANS  
FOR  
FUNDING  
2004**

**HIGHWAY SAFETY PROGRAM**

# State of Iowa Cost Summary - FFY 2004



Program Area Code	HSP Approved Program Funds	State/Local Funds	-----Federally Funded Programs-----			Federal Share to Local
			Previous Balance	Increase/Decrease	Current Balance	
PA-04-01	\$140,000	\$140,000	\$140,000	\$0	\$140,000	\$0
AL-04-02	\$781,010	\$85,557	\$757,610	(\$210,816)	\$546,794	\$339,958
OP-04-03	\$673,600	\$182,137	\$662,200	(\$206,000)	\$456,200	\$187,950
PT-04-04	\$950,800	\$1,932,329	\$968,600	(\$569,351)	\$399,249	\$264,600
PS-04-08	\$25,000	\$3,201	\$25,000	\$0	\$25,000	\$25,000
RS-04-10	\$150,000	\$54,690	\$150,000	(\$110,000)	\$40,000	\$40,000
YA-04-11	\$80,000	\$0	\$80,000	\$0	\$80,000	\$80,000
SO-04-19	\$30,694	\$0	\$25,000	\$5,694	\$30,694	\$30,694
157OP-04-00	\$846,517	\$250,000	\$776,037	\$70,480	\$846,517	\$796,517
IN2-04-00	\$259,986	\$0	\$203,543	\$56,444	\$259,987	\$188,807
IN3-04-00	\$465,914	\$0	\$592,014	(\$126,100)	\$465,914	\$465,914
IPM3-04-00	\$141,562	\$0	\$126,100	\$15,462	\$141,562	\$0
164AL-04-00	\$673,526	\$920	\$220,000	\$453,526	\$673,526	\$573,526
J2-04-00	\$1,121,306	\$1,000,000	\$551,829	\$569,477	\$1,121,306	\$1,121,306
J8-04-00	\$1,410,784	\$3,537,564	\$776,435	\$634,349	\$1,410,784	\$1,363,784
J9-04-00	\$245,165	\$250,000	\$238,316	\$6,849	\$245,165	\$245,165
J3-04-00	\$131,568	\$35,000	\$128,000	\$3,568	\$131,568	\$61,568
<b>Total</b>	<b>\$8,127,432</b>	<b>\$7,471,398</b>	<b>\$6,420,684</b>	<b>\$593,582</b>	<b>\$7,014,266</b>	<b>\$5,784,789</b>

22

2004-HSP-4  
2004-HCS-4

## Planning & Administration

Program Area Code	Contracting Agency	Total Costs	Federal Share	State Share	Local Share	Local Benefit
PA-04-01-01	Governor's Traffic Safety Bureau	\$280,000	\$140,000	\$140,000		\$0
	(Personal Services	\$220,000)				
	(Commodities:	\$20,000)				
	(Indirect Costs:	\$40,000)				
	<b>TOTAL</b>	<b>\$280,000</b>	<b>\$140,000</b>	<b>\$140,000</b>	<b>\$0</b>	<b>\$0</b>



## Alcohol Programs

Program Area Code	Contracting Agency	Total Costs	Federal Share	State Share	Local Share	Local Benefit
AL-04-02-01	Cedar Falls Police Department	\$17,884	\$7,500		\$10,384	\$7,500
AL-04-02-02	Clive Police Department	\$13,870	\$8,410		\$5,460	\$8,410
AL-04-02-03	Coralville Police Department	\$17,587	\$10,200		\$7,387	\$10,200
AL-04-02-04	Des Moines Police Department	\$34,498	\$26,500		\$7,998	\$26,500
AL-04-02-05	Hiawatha Police Department	\$12,900	\$8,000		\$4,900	\$8,000
AL-04-02-06	Keokuk Police Department	\$14,000	\$14,000			\$14,000
AL-04-02-07	State Court Administrator's Office	\$16,300	\$14,000	\$2,300		\$14,000
AL-04-02-08	Prosecuting Attorneys Trng Coordinator	\$184,418	\$157,000	\$27,418		\$157,000
AL-04-02-09	Iowa Law Enforcement Academy	\$100,000	\$100,000			\$100,000
AL-04-02-10	Woodbury County Sheriff's Office	\$34,640	\$19,800		\$14,840	\$19,800
AL-04-02-11	Division of Criminal Investigation	\$15,000	\$15,000			\$15,000
AL-04-02-12	The Integer Group	\$75,000	\$75,000			\$0
AL-04-02-13	Black Hawk County Sheriff's Office	\$13,470	\$8,600		\$4,870	\$8,600
AL-04-02-14	Polk County Sheriff's Office	\$18,600	\$18,600			\$18,600
AL-04-02-16	GTSB - Printing	\$20,000	\$20,000			\$20,000
AL-04-02-17	Drug Evaluation & Classification Program	\$5,000	\$5,000			\$5,000
AL-04-02-28	GTSB - Travel	\$5,000	\$5,000			\$5,000
<b>TOTAL</b>		<b>\$598,167</b>	<b>\$512,610</b>	<b>\$29,718</b>	<b>\$55,839</b>	<b>\$437,610</b>

2004-HSP-4  
2004-HCS-4

## Occupant Protection Programs

Program Area Code	Contracting Agency	Total Costs	Federal Share	State Share	Local Share	Local Benefit
OP-04-03-01	The Integer Group	\$75,000	\$75,000			\$0
OP-04-03-02	University of Iowa	\$20,000	\$20,000			\$20,000
OP-04-03-03	Governor's Traffic Safety Bureau	\$41,000	\$41,000			\$41,000
OP-04-03-04	Iowa Health System	\$67,100	\$25,000		\$42,100	\$25,000
OP-04-03-07	GTSB Printing	\$55,000	\$55,000			\$55,000
OP-04-03-08	Iowa State Patrol - CARE	\$194,694	\$125,000	\$69,694		\$0
OP-04-03-09	Iowa State Patrol - OT	\$205,343	\$135,000	\$70,343		\$33,750
OP-04-03-10	Black Hawk County Health Department	\$5,200	\$5,200			\$5,200
OP-04-03-13	GTSB - Travel	\$5,000	\$5,000			\$5,000
<b>TOTAL</b>		<b>\$668,337</b>	<b>\$486,200</b>	<b>\$140,037</b>	<b>\$42,100</b>	<b>\$184,950</b>

## Police Traffic Services Programs

Program Area Code	Contracting Agency	Total Costs	Federal Share	State Share	Local Share	Local Benefit
PT-04-04-01	Bettendorf Police Department	\$26,384	\$18,500		\$7,884	\$18,500
PT-04-04-02	Cerro Gordo County Sheriff's Office	\$1,800	\$1,800			\$1,800
PT-04-04-03	Burlington Police Department	\$19,791	\$9,000		\$10,791	\$9,000
PT-04-04-04	Cedar Rapids Police Department	\$20,000	\$15,000		\$5,000	\$15,000
PT-04-04-05	Clinton Police Department	\$11,000	\$8,250		\$2,750	\$8,250
PT-04-04-06	Council Bluffs Police Department	\$18,500	\$18,500			\$18,500
PT-04-04-07	Farm Safety 4 Just Kids	\$8,400	\$8,400			\$8,400
PT-04-04-08	Dubuque County Sheriff's Office	\$17,688	\$12,700		\$4,988	\$12,700
PT-04-04-09	Eldridge Police Department	\$1,800	\$1,800			\$1,800
PT-04-04-10	Fort Madison Police Department	\$3,600	\$3,600			\$3,600
PT-04-04-11	Hudson Police Department	\$1,800	\$1,800			\$1,800
PT-04-04-12	Iowa State Patrol	\$45,550	\$45,000	\$550		\$0
PT-04-04-13	Johnson County Sheriff's Office	\$2,000	\$2,000			\$2,000
PT-04-04-14	Ankeny Police Department-CITSTF	\$6,800	\$6,800			\$6,800
PT-04-04-15	Mason City Police Department	\$12,600	\$12,600			\$12,600
PT-04-04-16	Mount Vernon Police Department	\$1,800	\$1,800			\$1,800
PT-04-04-17	Johnston Police Department	\$78,975	\$6,225		\$72,750	\$6,225
PT-04-04-18	Governor's Traffic Safety Bureau	\$500,000	\$500,000			\$500,000
PT-04-04-19	Newton Police Department	\$35,278	\$12,800		\$22,478	\$12,800
PT-04-04-20	Ottumwa Police Department	\$16,600	\$16,600			\$16,600
PT-04-04-21	Scott County Sheriff's Office	\$19,500	\$14,000		\$5,500	\$14,000
PT-04-04-22	Lee County Sheriff's Office	\$17,507	\$8,250		\$9,257	\$8,250
PT-04-04-23	Marion Police Department	\$27,000	\$9,750		\$17,250	\$9,750
PT-04-04-24	Des Moines County Sheriff's Office	\$7,508	\$5,500		\$2,008	\$5,500
PT-04-04-26	Soft Match	\$1,750,000	\$0	\$1,750,000		\$0
PT-04-04-27	Muscatine Police Department	\$11,850	\$7,125		\$4,725	\$7,125
PT-04-04-32	Iowa City Police Department	\$32,700	\$21,000		\$11,700	\$21,000
PT-04-04-33	Iowa State University	\$14,300	\$14,300			\$14,300
PT-04-04-34	Jasper County Sheriff's Office	\$11,782	\$6,800		\$4,982	\$6,800
PT-04-04-40	Warren County Sheriff's Office	\$19,300	\$11,700		\$7,600	\$11,700
PT-04-04-42	GTSB - travel	\$5,000	\$5,000			\$5,000
<b>TOTAL</b>		<b>\$2,746,813</b>	<b>\$806,600</b>	<b>\$1,750,550</b>	<b>\$189,663</b>	<b>\$761,600</b>

2004-HSP-4  
2004-HCS-4

## Program Management

Program Area Code	Contracting Agency	Total Costs	Federal Share	State Share	Local Share	Local Benefit
PM-04-07-01	Governor's Traffic Safety Bureau	\$540,000	\$540,000			\$9,000
	Personal Services:	\$432,000				
	Commodities:	\$ 28,000				
	Equipment:	\$ 20,000				
	Indirect Costs:	\$ 60,000				
	Alcohol	(\$248,400)				
	Occupant Protection	(\$167,400)				
	Police Traffic Services	(\$124,200)				
PM-04-07-02	Iowa State University	\$60,000	\$60,000			\$60,000
	Alcohol	\$20,000				
	Occupant Protection	\$20,000				
	Police Traffic Services	\$20,000				
<b>TOTAL</b>		<b>\$600,000</b>	<b>\$600,000</b>	<b>\$0</b>	<b>\$0</b>	<b>\$69,000</b>

2004-HSP-4  
2004-HCS-4

## Pedestrian/Bicycle Safety Programs

<b>Program Area Code</b>	<b>Contracting Agency</b>	<b>Total Costs</b>	<b>Federal Share</b>	<b>State Share</b>	<b>Local Share</b>	<b>Local Benefit</b>
PS-04-08-01	Department of Public Health	\$10,000	\$10,000			\$10,000
PS-04-08-02	Iowa State Patrol	\$18,201	\$15,000	\$3,201		\$15,000
	<b>TOTAL</b>	<b>\$28,201</b>	<b>\$25,000</b>	<b>\$3,201</b>	<b>\$0</b>	<b>\$25,000</b>

## Roadway Safety Programs

<b>Program Area Code</b>	<b>Contracting Agency</b>	<b>Total Costs</b>	<b>Federal Share</b>	<b>State Share</b>	<b>Local Share</b>	<b>Local Benefit</b>
RS-04-10-01	Dept. of Transportation-Circuit Rider	\$73,190	\$50,000	\$23,190		\$50,000
RS-04-10-02	Dept. of Transportation-T.E.A.P.	\$131,500	\$100,000	\$31,500		\$100,000
	<b>TOTAL</b>	<b>\$204,690</b>	<b>\$150,000</b>	<b>\$54,690</b>	<b>\$0</b>	<b>\$150,000</b>

2004-HSP-4  
2004-HCS-4

## Youth/Alcohol Programs

<b>Program Area Code</b>	<b>Contracting Agency</b>	<b>Total Costs</b>	<b>Federal Share</b>	<b>State Share</b>	<b>Local Share</b>	<b>Local Benefit</b>
YA-04-11-01	Iowa State University-Get A Grip	\$80,000	\$80,000			\$80,000
	<b>TOTAL</b>	<b>\$80,000</b>	<b>\$80,000</b>	<b>\$0</b>	<b>\$0</b>	<b>\$80,000</b>

## Special Occupant Protection Programs

<b>Program Area Code</b>	<b>Contracting Agency</b>	<b>Total Costs</b>	<b>Federal Share</b>	<b>State Share</b>	<b>Local Share</b>	<b>Local Benefit</b>
SO-04-19-01	GTSB - Special Occupant Protection	\$30,694	\$30,694			\$30,694
	<b>TOTAL</b>	<b>\$30,694</b>	<b>\$30,694</b>	<b>\$0</b>	<b>\$0</b>	<b>\$30,694</b>

2004-HSP-4  
2004-HCS-4



## Seat Belt Use Incentive Programs (Section 157)

Program Area Code	Contracting Agency	Total Costs	Federal Share	State Share	Local Share	Local Benefit
157OP-04-00-01	Afton PD	\$2,950	\$2,950	\$0	\$0	\$2,950
157OP-04-00-02	Albia PD	\$3,000	\$3,000	\$0	\$0	\$3,000
157OP-04-00-03	Anamosa PD	\$3,500	\$3,500	\$0	\$0	\$3,500
157OP-04-00-04	Anita PD	\$450	\$450	\$0	\$0	\$450
157OP-04-00-05	Armstrong PD	\$2,500	\$2,500	\$0	\$0	\$2,500
157OP-04-00-06	Arnolds Park PD	\$3,500	\$3,500	\$0	\$0	\$3,500
157OP-04-00-07	Atlantic PD	\$3,000	\$3,000	\$0	\$0	\$3,000
157OP-04-00-08	Auburn PD	\$2,000	\$2,000	\$0	\$0	\$2,000
157OP-04-00-09	Avoca PD	\$3,500	\$3,500	\$0	\$0	\$3,500
157OP-04-00-10	Belle Plaine PD	\$3,450	\$3,450	\$0	\$0	\$3,450
157OP-04-00-11	Bellevue PD	\$2,950	\$2,950	\$0	\$0	\$2,950
157OP-04-00-12	Belmond PD	\$3,000	\$3,000	\$0	\$0	\$3,000
157OP-04-00-13	Benton Co SO	\$3,500	\$3,500	\$0	\$0	\$3,500
157OP-04-00-14	Blakesburg PD	\$500	\$500	\$0	\$0	\$500
157OP-04-00-15	Bloomfield PD	\$3,500	\$3,500	\$0	\$0	\$3,500
157OP-04-00-16	Bremer Co SO	\$3,500	\$3,500	\$0	\$0	\$3,500
157OP-04-00-17	Britt PD	\$2,950	\$2,950	\$0	\$0	\$2,950
157OP-04-00-18	Buchanan Co SO	\$3,500	\$3,500	\$0	\$0	\$3,500
157OP-04-00-19	Butler Co SO	\$3,500	\$3,500	\$0	\$0	\$3,500
157OP-04-00-20	Carroll Co SO	\$3,500	\$3,500	\$0	\$0	\$3,500
157OP-04-00-21	Cass Co SO	\$3,500	\$3,500	\$0	\$0	\$3,500
157OP-04-00-22	Cedar Co SO	\$3,500	\$3,500	\$0	\$0	\$3,500
157OP-04-00-23	Centerville PD	\$3,490	\$3,490	\$0	\$0	\$3,490
157OP-04-00-24	Chariton PD	\$2,970	\$2,970	\$0	\$0	\$2,970
157OP-04-00-25	Charles City PD	\$3,500	\$3,500	\$0	\$0	\$3,500
157OP-04-00-26	Cherokee PD	\$3,500	\$3,500	\$0	\$0	\$3,500
157OP-04-00-27	Chickasaw Co SO	\$3,500	\$3,500	\$0	\$0	\$3,500
157OP-04-00-28	Clarinda PD	\$3,500	\$3,500	\$0	\$0	\$3,500
157OP-04-00-29	Clarke Co SO	\$3,450	\$3,450	\$0	\$0	\$3,450
157OP-04-00-30	Clay Co SO	\$3,450	\$3,450	\$0	\$0	\$3,450
157OP-04-00-31	Clayton Co SO	\$3,450	\$3,450	\$0	\$0	\$3,450
157OP-04-00-32	Colfax PD	\$1,000	\$1,000	\$0	\$0	\$1,000
157OP-04-00-33	Conesville PD	\$1,000	\$1,000	\$0	\$0	\$1,000
157OP-04-00-34	Corydon PD	\$2,100	\$2,100	\$0	\$0	\$2,100
157OP-04-00-35	Crawford Co SO	\$3,500	\$3,500	\$0	\$0	\$3,500

# HSP 2004

# Budget

Program Area Code	Contracting Agency	Total Costs	Federal Share	State Share	Local Share	Local Benefit
157OP-04-00-36	Creston PD	\$3,500	\$3,500	\$0	\$0	\$3,500
157OP-04-00-37	Dallas Center PD	\$3,500	\$3,500	\$0	\$0	\$3,500
157OP-04-00-38	Davis Co SO	\$3,500	\$3,500	\$0	\$0	\$3,500
157OP-04-00-39	De Soto PD	\$3,500	\$3,500	\$0	\$0	\$3,500
157OP-04-00-40	De Witt PD	\$3,500	\$3,500	\$0	\$0	\$3,500
157OP-04-00-41	Decorah PD	\$3,450	\$3,450	\$0	\$0	\$3,450
157OP-04-00-42	Denison PD	\$3,500	\$3,500	\$0	\$0	\$3,500
157OP-04-00-43	Denver PD	\$3,000	\$3,000	\$0	\$0	\$3,000
157OP-04-00-44	Dexter PD	\$2,500	\$2,500	\$0	\$0	\$2,500
157OP-04-00-45	Dickinson Co SO	\$3,000	\$3,000	\$0	\$0	\$3,000
157OP-04-00-46	Duncombe PD	\$450	\$450	\$0	\$0	\$450
157OP-04-00-47	Dunlap PD	\$3,500	\$3,500	\$0	\$0	\$3,500
157OP-04-00-48	Dyersville PD	\$3,450	\$3,450	\$0	\$0	\$3,450
157OP-04-00-49	Eagle Grove PD	\$2,000	\$2,000	\$0	\$0	\$2,000
157OP-04-00-50	Eldon PD	\$2,000	\$2,000	\$0	\$0	\$2,000
157OP-04-00-51	Elkader PD	\$2,900	\$2,900	\$0	\$0	\$2,900
157OP-04-00-52	Ellsworth Jewell Stanhope PD	\$2,000	\$2,000	\$0	\$0	\$2,000
157OP-04-00-53	Emmet Co SO	\$3,500	\$3,500	\$0	\$0	\$3,500
157OP-04-00-54	Estherville PD	\$3,000	\$3,000	\$0	\$0	\$3,000
157OP-04-00-55	Fairbank PD	\$1,500	\$1,500	\$0	\$0	\$1,500
157OP-04-00-56	Fayette Co SO	\$2,400	\$2,400	\$0	\$0	\$2,400
157OP-04-00-57	Floyd Co SO	\$3,450	\$3,450	\$0	\$0	\$3,450
157OP-04-00-58	Franklin Co SO	\$3,500	\$3,500	\$0	\$0	\$3,500
157OP-04-00-59	Glenwood PD	\$3,500	\$3,500	\$0	\$0	\$3,500
157OP-04-00-60	Goldfield PD	\$500	\$500	\$0	\$0	\$500
157OP-04-00-61	Greene Co SO	\$3,500	\$3,500	\$0	\$0	\$3,500
157OP-04-00-62	Grinnell PD	\$3,300	\$3,300	\$0	\$0	\$3,300
157OP-04-00-63	Griswold PD	\$2,000	\$2,000	\$0	\$0	\$2,000
157OP-04-00-64	Grundy Center PD	\$1,500	\$1,500	\$0	\$0	\$1,500
157OP-04-00-65	Grundy Co SO	\$3,500	\$3,500	\$0	\$0	\$3,500
157OP-04-00-66	Guttenberg PD	\$3,450	\$3,450	\$0	\$0	\$3,450
157OP-04-00-67	Hamilton Co SO	\$3,450	\$3,450	\$0	\$0	\$3,450
157OP-04-00-68	Hampton PD	\$3,000	\$3,000	\$0	\$0	\$3,000
157OP-04-00-69	Hardin Co SO	\$3,500	\$3,500	\$0	\$0	\$3,500
157OP-04-00-70	Harlan PD	\$3,500	\$3,500	\$0	\$0	\$3,500
157OP-04-00-71	Harrison Co SO	\$3,500	\$3,500	\$0	\$0	\$3,500
157OP-04-00-72	Henry Co SO	\$3,000	\$3,000	\$0	\$0	\$3,000
157OP-04-00-73	Hinton PD	\$3,500	\$3,500	\$0	\$0	\$3,500
157OP-04-00-74	Humboldt Co SO	\$2,000	\$2,000	\$0	\$0	\$2,000
157OP-04-00-75	Ida Co SO	\$3,500	\$3,500	\$0	\$0	\$3,500

# Budget

# HSP 2004

Program Area Code	Contracting Agency	Total Costs	Federal Share	State Share	Local Share	Local Benefit
157OP-04-00-76	Indianola PD	\$3,500	\$3,500	\$0	\$0	\$3,500
157OP-04-00-77	Iowa State Patrol	\$50,000	\$50,000	\$0	\$0	\$0
157OP-04-00-78	Jackson Co SO	\$3,450	\$3,450	\$0	\$0	\$3,450
157OP-04-00-79	Janesville PD	\$1,500	\$1,500	\$0	\$0	\$1,500
157OP-04-00-80	Jesup PD	\$2,500	\$2,500	\$0	\$0	\$2,500
157OP-04-00-81	Jones Co SO	\$3,500	\$3,500	\$0	\$0	\$3,500
157OP-04-00-82	Lake Mills PD	\$2,500	\$2,500	\$0	\$0	\$2,500
157OP-04-00-83	Lake View PD	\$2,000	\$2,000	\$0	\$0	\$2,000
157OP-04-00-84	Lamoni PD	\$2,500	\$2,500	\$0	\$0	\$2,500
157OP-04-00-85	Lansing PD	\$1,950	\$1,950	\$0	\$0	\$1,950
157OP-04-00-86	Laurens PD	\$2,500	\$2,500	\$0	\$0	\$2,500
157OP-04-00-87	Le Mars PD	\$3,500	\$3,500	\$0	\$0	\$3,500
157OP-04-00-88	Lehigh PD	\$450	\$450	\$0	\$0	\$450
157OP-04-00-89	Logan PD	\$2,000	\$2,000	\$0	\$0	\$2,000
157OP-04-00-90	Lucas Co SO	\$3,500	\$3,500	\$0	\$0	\$3,500
157OP-04-00-91	Madison Co SO	\$3,450	\$3,450	\$0	\$0	\$3,450
157OP-04-00-92	Madrid PD	\$2,500	\$2,500	\$0	\$0	\$2,500
157OP-04-00-93	Manilla PD	\$1,500	\$1,500	\$0	\$0	\$1,500
157OP-04-00-94	Manly PD	\$3,000	\$3,000	\$0	\$0	\$3,000
157OP-04-00-95	Manning PD	\$2,450	\$2,450	\$0	\$0	\$2,450
157OP-04-00-96	Manson PD	\$1,500	\$1,500	\$0	\$0	\$1,500
157OP-04-00-97	Mapleton PD	\$2,500	\$2,500	\$0	\$0	\$2,500
157OP-04-00-98	Marcus PD	\$2,000	\$2,000	\$0	\$0	\$2,000
157OP-04-00-99	Marengo PD	\$3,500	\$3,500	\$0	\$0	\$3,500
157OP-04-01-00	Marion Co SO	\$3,450	\$3,450	\$0	\$0	\$3,450
157OP-04-01-01	Mar-Mac PD	\$3,500	\$3,500	\$0	\$0	\$3,500
157OP-04-01-02	Marshall Co SO	\$3,450	\$3,450	\$0	\$0	\$3,450
157OP-04-01-03	Mechanicsville PD	\$3,500	\$3,500	\$0	\$0	\$3,500
157OP-04-01-04	Melbourne PD	\$2,000	\$2,000	\$0	\$0	\$2,000
157OP-04-01-05	Merrill PD	\$2,000	\$2,000	\$0	\$0	\$2,000
157OP-04-01-06	Mills Co SO	\$3,500	\$3,500	\$0	\$0	\$3,500
157OP-04-01-07	Missouri Valley PD	\$2,400	\$2,400	\$0	\$0	\$2,400
157OP-04-01-08	Monona Co SO	\$3,500	\$3,500	\$0	\$0	\$3,500
157OP-04-01-09	Montgomery Co SO	\$3,500	\$3,500	\$0	\$0	\$3,500
157OP-04-01-10	Monticello PD	\$3,500	\$3,500	\$0	\$0	\$3,500
157OP-04-01-11	Nashua PD	\$2,450	\$2,450	\$0	\$0	\$2,450
157OP-04-01-12	Nevada PD	\$3,500	\$3,500	\$0	\$0	\$3,500
157OP-04-01-13	New Albin PD	\$900	\$900	\$0	\$0	\$900
157OP-04-01-14	New London PD	\$450	\$450	\$0	\$0	\$450
157OP-04-01-15	New Vienna PD	\$1,000	\$1,000	\$0	\$0	\$1,000

# HSP 2004

# Budget

Program Area Code	Contracting Agency	Total Costs	Federal Share	State Share	Local Share	Local Benefit
157OP-04-01-16	Newell PD	\$450	\$450	\$0	\$0	\$450
157OP-04-01-17	Nichols PD	\$1,000	\$1,000	\$0	\$0	\$1,000
157OP-04-01-18	Nora Springs PD	\$1,500	\$1,500	\$0	\$0	\$1,500
157OP-04-01-19	North Liberty PD	\$2,500	\$2,500	\$0	\$0	\$2,500
157OP-04-01-20	Norwalk PD	\$2,500	\$2,500	\$0	\$0	\$2,500
157OP-04-01-21	Oelwein PD	\$2,000	\$2,000	\$0	\$0	\$2,000
157OP-04-01-22	Ogden PD	\$3,500	\$3,500	\$0	\$0	\$3,500
157OP-04-01-23	Okoboji PD	\$2,000	\$2,000	\$0	\$0	\$2,000
157OP-04-01-24	Onawa PD	\$2,000	\$2,000	\$0	\$0	\$2,000
157OP-04-01-25	Osage PD	\$2,500	\$2,500	\$0	\$0	\$2,500
157OP-04-01-26	Osceola Co SO	\$3,500	\$3,500	\$0	\$0	\$3,500
157OP-04-01-27	Osceola PD	\$3,450	\$3,450	\$0	\$0	\$3,450
157OP-04-01-28	Oskaloosa PD	\$3,500	\$3,500	\$0	\$0	\$3,500
157OP-04-01-29	Palo Alto Co SO	\$3,500	\$3,500	\$0	\$0	\$3,500
157OP-04-01-30	Palo PD	\$1,500	\$1,500	\$0	\$0	\$1,500
157OP-04-01-31	Pella PD	\$3,000	\$3,000	\$0	\$0	\$3,000
157OP-04-01-32	Peosta PD	\$1,950	\$1,950	\$0	\$0	\$1,950
157OP-04-01-33	Pleasant Hill PD	\$3,000	\$3,000	\$0	\$0	\$3,000
157OP-04-01-34	Plymouth Co SO	\$3,500	\$3,500	\$0	\$0	\$3,500
157OP-04-01-35	Pocahontas Co SO	\$2,450	\$2,450	\$0	\$0	\$2,450
157OP-04-01-36	Prairie City PD	\$1,950	\$1,950	\$0	\$0	\$1,950
157OP-04-01-37	Preston PD	\$1,500	\$1,500	\$0	\$0	\$1,500
157OP-04-01-38	Princeton PD	\$450	\$450	\$0	\$0	\$450
157OP-04-01-39	Red Oak PD	\$3,500	\$3,500	\$0	\$0	\$3,500
157OP-04-01-40	Redfield PD	\$2,500	\$2,500	\$0	\$0	\$2,500
157OP-04-01-41	Riceville PD	\$1,500	\$1,500	\$0	\$0	\$1,500
157OP-04-01-42	Ringgold Co SO	\$3,500	\$3,500	\$0	\$0	\$3,500
157OP-04-01-43	Russell PD	\$1,950	\$1,950	\$0	\$0	\$1,950
157OP-04-01-44	Sabula PD	\$2,500	\$2,500	\$0	\$0	\$2,500
157OP-04-01-45	Sac City PD	\$2,450	\$2,450	\$0	\$0	\$2,450
157OP-04-01-46	Sac Co SO	\$3,500	\$3,500	\$0	\$0	\$3,500
157OP-04-01-47	Sergeant Bluff PD	\$3,450	\$3,450	\$0	\$0	\$3,450
157OP-04-01-48	Sioux Center PD	\$3,450	\$3,450	\$0	\$0	\$3,450
157OP-04-01-49	Spencer PD	\$3,500	\$3,500	\$0	\$0	\$3,500
157OP-04-01-50	St. Ansgar PD	\$1,500	\$1,500	\$0	\$0	\$1,500
157OP-04-01-51	State Center PD	\$1,500	\$1,500	\$0	\$0	\$1,500
157OP-04-01-52	Storm Lake PD	\$3,500	\$3,500	\$0	\$0	\$3,500
157OP-04-01-53	Strawberry Point PD	\$1,500	\$1,500	\$0	\$0	\$1,500
157OP-04-01-54	Stuart PD	\$2,000	\$2,000	\$0	\$0	\$2,000
157OP-04-01-55	Sumner PD	\$1,500	\$1,500	\$0	\$0	\$1,500

# Budget

# HSP 2004

Program Area Code	Contracting Agency	Total Costs	Federal Share	State Share	Local Share	Local Benefit
157OP-04-01-56	Sutherland PD	\$2,000	\$2,000	\$0	\$0	\$2,000
157OP-04-01-57	Tama Co SO	\$3,500	\$3,500	\$0	\$0	\$3,500
157OP-04-01-58	Tama PD	\$2,000	\$2,000	\$0	\$0	\$2,000
157OP-04-01-59	Tipton PD	\$3,500	\$3,500	\$0	\$0	\$3,500
157OP-04-01-60	Union Co SO	\$3,500	\$3,500	\$0	\$0	\$3,500
157OP-04-01-61	University Heights PD	\$900	\$900	\$0	\$0	\$900
157OP-04-01-62	Urbandale PD	\$3,500	\$3,500	\$0	\$0	\$3,500
157OP-04-01-63	Van Buren Co SO	\$3,500	\$3,500	\$0	\$0	\$3,500
157OP-04-01-64	Villisca PD	\$3,500	\$3,500	\$0	\$0	\$3,500
157OP-04-01-65	Wall Lake PD	\$1,950	\$1,950	\$0	\$0	\$1,950
157OP-04-01-66	Wapello PD	\$2,500	\$2,500	\$0	\$0	\$2,500
157OP-04-01-67	Washington Co SO	\$3,500	\$3,500	\$0	\$0	\$3,500
157OP-04-01-68	Washington PD	\$3,500	\$3,500	\$0	\$0	\$3,500
157OP-04-01-69	Waukon PD	\$3,500	\$3,500	\$0	\$0	\$3,500
157OP-04-01-70	Waverly PD	\$1,500	\$1,500	\$0	\$0	\$1,500
157OP-04-01-71	Wayland PD	\$2,500	\$2,500	\$0	\$0	\$2,500
157OP-04-01-72	Wayne Co SO	\$3,500	\$3,500	\$0	\$0	\$3,500
157OP-04-01-73	West Burlington PD	\$3,000	\$3,000	\$0	\$0	\$3,000
157OP-04-01-74	Winfield PD	\$1,950	\$1,950	\$0	\$0	\$1,950
157OP-04-01-75	Winneshiek Co SO	\$3,450	\$3,450	\$0	\$0	\$3,450
157OP-04-01-76	Winterset PD	\$3,500	\$3,500	\$0	\$0	\$3,500
157OP-04-01-77	Woodbine PD	\$3,500	\$3,500	\$0	\$0	\$3,500
157OP-04-01-78	Wright Co SO	\$3,500	\$3,500	\$0	\$0	\$3,500
157OP-04-01-79	sTEP Expansion	\$311,957	\$311,957	\$0	\$0	\$311,957
157OP-04-01-80	Soft Match	\$250,000	\$0	\$250,000	\$0	\$0
<b>TOTAL</b>		<b>\$1,096,517</b>	<b>\$846,517</b>	<b>\$250,000</b>	<b>\$0</b>	<b>\$796,517</b>

2004-HSP-4  
2004-HCS-4

# Seat Belt Use Innovative Programs

(Section 157i)

Program Area Code	Contracting Agency	Total Costs	Federal Share	State Share	Local Share	Local Benefit
IN2-04-01-00	FTE/travel/supplies/educational materials	\$30,000	\$30,000	\$0	\$0	\$30,000
IN2-04-02-00	The Integer Group	\$71,179	\$71,179	\$0	\$0	\$0
IN2-04-03-00	Judicial Training	\$5,703	\$5,703	\$0	\$0	\$5,703
IN2-04-04-00	Iowa Illinois Safety Council	\$31,269	\$31,269	\$0	\$0	\$31,269
IN2-04-05-00	Farm Safety 4 Just Kids	\$20,555	\$20,555	\$0	\$0	\$20,555
IN2-04-06-00	Statewide Conference	\$10,000	\$10,000	\$0	\$0	\$10,000
IN2-04-07-00	Telephone Survey	\$30,000	\$30,000	\$0	\$0	\$30,000
IN2-04-08-00	Iowa Law Enforcement Academy	\$1,000	\$1,000	\$0	\$0	\$1,000
IN2-04-09-00	sTEP agencies	\$60,280	\$60,280	\$0	\$0	\$60,280
<b>TOTAL</b>		<b>\$259,986</b>	<b>\$259,986</b>	<b>\$0</b>	<b>\$0</b>	<b>\$188,807</b>

2004-HSP-4  
2004-HCS-4

## Seat Belt Innovative Program

(Section 157i 4th Year)

Program Area Code	Contracting Agency	Total Costs	Federal Share	State Share	Local Share	Local Benefit
IN3-04-01-00	FTE/travel/supplies/educational ma	\$97,000	\$97,000	\$0	\$0	\$97,000
IPM3-04-02-00	The Integer Group	\$141,562	\$141,562	\$0	\$0	\$0
IN3-04-03-00	Judicial Training	\$16,000	\$16,000	\$0	\$0	\$16,000
IN3-04-08-00	Iowa Law Enforcement Academy	\$15,000	\$15,000	\$0	\$0	\$15,000
IN3-04-09-00	sTEP agencies	\$337,914	\$337,914	\$0	\$0	\$337,914
<b>TOTAL</b>		<b>\$607,476</b>	<b>\$607,476</b>	<b>\$0</b>	<b>\$0</b>	<b>\$465,914</b>

2004-HSP-4  
2004-HCS-4

## Repeat Intoxicated Driver Program

(Section 164 Transfer Funds)

<b>Program Area Code</b>	<b>Contracting Agency</b>	<b>Total Costs</b>	<b>Federal Share</b>	<b>State Share</b>	<b>Local Share</b>	<b>Local Benefit</b>
164AL-04-01-00	Department of Public Safety/ISP	\$100,920	\$100,000	\$920		\$0
164AL-04-02-00	Division of Criminal Investigation Lab	\$115,000	\$115,000			\$115,000
164AL-04-03-00	Travel/Training	\$5,000	\$5,000			\$5,000
164AL-04-04-00	Local enforcement agencies	\$453,526	\$453,526			\$453,526
	<b>TOTAL</b>	<b>\$674,446</b>	<b>\$673,526</b>	<b>\$920</b>	<b>\$0</b>	<b>\$573,526</b>

2004-HSP-4  
2004-HCS-4



## Occupant Protection Incentive Programs

(Section 405a)

Program Area Code	Contracting Agency	Total Costs	Federal Share	State Share	Local Share	Local Benefit
J2-04-01-00	Department of Public Health	\$208,300	\$187,500	\$20,800		\$187,500
J2-04-02-00	Blank Children's Hospital	\$40,000	\$40,000			\$40,000
J2-04-03-00	Out-of-State Conference	\$15,000	\$15,000			\$15,000
J2-04-04-00	GTSB - printing	\$30,000	\$30,000			\$30,000
J2-04-05-00	Child Safety Seats	\$10,000	\$10,000			\$10,000
J2-04-06-00	Governor's Traffic Safety Bureau	\$815,456	\$815,456			\$815,456
J2-04-07-00	Soft Match	\$979,200	\$0	\$979,200		\$0
J2-04-08-00	Scott County Decategorization	\$23,350	\$23,350			\$23,350
<b>TOTAL</b>		<b>\$2,121,306</b>	<b>\$1,121,306</b>	<b>\$1,000,000</b>	<b>\$0</b>	<b>\$1,121,306</b>

2004-HSP-4  
2004-HCS-4

## Alcohol Incentive Programs

(Section 410)

Program Area Code	Contracting Agency	Total Costs	Federal Share	State Share	Local Share	Local Benefit
J8-04-01-00	Altoona Police Department	\$20,854	\$8,750		\$12,104	\$8,750
J8-04-02-00	Ames Police Department	\$16,500	\$16,500			\$16,500
J8-04-03-00	Ankeny Police Department	\$17,760	\$11,000		\$6,760	\$11,000
J8-04-04-00	Black Hawk Communications Center	\$4,925	\$2,500		\$2,425	\$2,500
J8-04-05-00	Black Hawk County Health Department	\$19,521	\$7,235		\$12,286	\$7,235
J8-04-06-00	Blue Grass Police Department	\$5,400	\$5,400			\$5,400
J8-04-07-00	Carlisle Police Department	\$16,035	\$8,500		\$7,535	\$8,500
J8-04-08-00	Carter Lake Police Department	\$10,300	\$10,300			\$10,300
J8-04-09-00	Cerro Gordo County Sheriff's Office	\$8,500	\$8,500			\$8,500
J8-04-10-00	Clear Lake Police Department	\$6,000	\$6,000			\$6,000
J8-04-11-00	Clinton County Sheriff's Office	\$10,500	\$10,500			\$10,500
J8-04-12-00	Coralville Police Department	\$3,950	\$3,950			\$3,950
J8-04-13-00	Davenport Police Department	\$20,500	\$20,500			\$20,500
J8-04-14-00	Des Moines Police Department	\$7,550	\$7,550			\$7,550
J8-04-15-00	Dubuque Police Department	\$14,500	\$14,500			\$14,500
J8-04-16-00	Dunkerton Police Department	\$6,238	\$2,500		\$3,738	\$2,500
J8-04-17-00	Eddyville Police Department	\$3,000	\$3,000			\$3,000
J8-04-18-00	Eldridge Police Department	\$6,000	\$6,000			\$6,000
J8-04-19-00	Evansdale Police Department	\$6,500	\$6,500			\$6,500
J8-04-20-00	Fort Madison Police Department	\$8,500	\$8,500			\$8,500
J8-04-21-00	Hudson Police Department	\$5,600	\$4,000		\$1,600	\$4,000
J8-04-22-00	Huxley Police Department	\$3,000	\$3,000			\$3,000
J8-04-23-00	Iowa State Patrol	\$76,750	\$47,000	\$29,750		\$0
J8-04-24-00	Johnson County Sheriff's Office	\$63,680	\$3,500		\$60,180	\$3,500
J8-04-25-00	La Porte City Police Department	\$6,450	\$4,000		\$2,450	\$4,000
J8-04-26-00	LeClaire Police Department	\$8,700	\$8,700			\$8,700
J8-04-27-00	Linn County Sheriff's Office	\$73,784	\$22,500		\$51,284	\$22,500
J8-04-28-00	Mount Vernon Police Department	\$5,000	\$5,000			\$5,000
J8-04-29-00	Muscatine County Sheriff's Office	\$15,400	\$15,400			\$15,400
J8-04-30-00	Perry Police Department	\$15,900	\$11,500		\$4,400	\$11,500

# Budget

# HSP 2004

Program Area Code	Contracting Agency	Total Costs	Federal Share	State Share	Local Share	Local Benefit
J8-04-31-00	Polk City Police Department	\$9,500	\$9,500			\$9,500
J8-04-32-00	Polk County Sheriff's Office	\$3,500	\$3,500			\$3,500
J8-04-33-00	Pottawattamie County Sheriff's Office	\$10,000	\$10,000			\$10,000
J8-04-34-00	Poweshiek County Sheriff's Office	\$8,500	\$8,500			\$8,500
J8-04-35-00	Robins Police Department	\$4,571	\$3,450		\$1,121	\$3,450
J8-04-36-00	Sioux City Police Department	\$17,000	\$17,000			\$17,000
J8-04-37-00	Story County Sheriff's Office	\$6,550	\$6,550			\$6,550
J8-04-38-00	U of I Public Safety	\$16,875	\$8,900		\$7,975	\$8,900
J8-04-39-00	Waterloo Police Department	\$66,155	\$17,000		\$49,155	\$17,000
J8-04-40-00	Waukee Police Department	\$30,939	\$8,000		\$22,939	\$8,000
J8-04-41-00	West Des Moines Police Department	\$33,612	\$21,750		\$11,862	\$21,750
J8-04-42-00	Windsor Heights Police Department	\$4,500	\$4,500			\$4,500
J8-04-43-00	ISU CTRE-Law Enforcement Liaison	\$65,340	\$65,340			\$65,340
J8-04-44-00	Drug Evaluation & Classification Program	\$50,000	\$50,000			\$50,000
J8-04-45-00	GTSB - Equipment	\$869,009	\$869,009			\$869,009
J8-04-46-00	GTSB - Travel and Training	\$10,000	\$10,000			\$10,000
J8-04-47-00	GTSB - Printing	\$5,000	\$5,000			\$5,000
J8-04-48-00	Soft Match	\$3,250,000		\$3,250,000		\$0
TOTAL		\$4,948,348	\$1,410,784	\$3,279,750	\$257,814	\$1,363,784

2004-HSP-4  
2004-HCS-4

## Traffic Records Data Improvement Programs

(Section 411)

Program Area Code	Contracting Agency	Total Costs	Federal Share	State Share	Local Share	Local Benefit
J9-04-01-00	Iowa State University-CTRE	\$75,000	\$75,000			\$75,000
J9-04-02-00	DOT Office of Traffic & Safety	\$55,000	\$55,000			\$55,000
J9-04-03-00	DOT Motor Vehicle Division	\$50,000	\$50,000			\$50,000
J9-04-04-00	GTSB - Travel and Printing	\$65,165	\$65,165			\$65,165
J9-04-05-00	Soft Match	\$250,000	\$0	\$250,000		\$0
<b>TOTAL</b>		<b>\$495,165</b>	<b>\$245,165</b>	<b>\$250,000</b>	<b>\$0</b>	<b>\$245,165</b>

2004-HSP-4  
2004-HCS-4

## Child Passenger Safety Education Programs


(Section 2003b)

Program Area Code	Contracting Agency	Total Costs	Federal Share	State Share	Local Share	Local Benefit
J3-04-01-00	The Integer Group	\$70,000	\$70,000			\$0
J3-04-02-00	Heart & Hands Health Care Clinic	\$4,400	\$4,400			\$4,400
J3-04-03-00	Department of Public Health	\$5,000	\$5,000			\$5,000
J3-04-04-00	Soft Match	\$35,000	\$0	\$35,000		\$0
J3-04-05-00	Blank Children's Hospital	\$5,500	\$5,500			\$5,500
J3-04-05-00	Travel/Printing	\$46,668	\$46,668			\$46,668
	<b>TOTAL</b>	<b>\$166,568</b>	<b>\$131,568</b>	<b>\$35,000</b>	<b>\$0</b>	<b>\$61,568</b>

2004-HSP-4  
2004-HCS-4

**IOWA'S  
PLANS  
FOR  
ACTION**

**2004 HIGHWAY  
SAFETY PROGRAM**



# Planning & Administration

Three full-time positions in the Governor's Traffic Safety Bureau are funded from within the Planning and Administration emphasis area. These positions are the GTSB Director, the Fiscal Manager and the Administrative Assistant.



As Director of the Governor's Traffic Safety Bureau, Mr. J. Michael Laski is in charge of the agency's day-to-day operations. He is the signatory authority for fiscal

and program operations. In FFY 2004, Mr. Laski will supervise a staff of ten full-time employees and provide direction for the program operations and financial management of the Bureau. In addition to his management duties, Mr. Laski serves on the state's Safety Management System Policy Committee. He is also the President of the Iowa Traffic Control and Safety Association and a member of the Executive Board of the Governors Highway Safety Association.

Ms. Shelley DeForest serves as the Bureau's Fiscal Manager and is responsible for all fiscal reporting requirements including the preparation of the fiscal information included in the Highway Safety Plan and the Annual Report. She oversees all budgetary aspects of the Bureau's 402, 405a, 410, 411, 2003b and 157 contracts and maintains NHTSA's grant tracking system. In FFY 2004, she will process all claim reimbursements and handle the preparation and submission of Change Orders. Ms. DeForest will also prepare budget information for the Bureau, provide fiscal assistance to staff and program contractors, and maintain the Bureau's financial-related policy files. Ms. DeForest serves as the Bureau's liaison with other financial management personnel in the Department of Public Safety and the National Highway Traffic Safety Administration.

Ms. Sandy Bennett is the Administrative Assistant for the Bureau. As such, she provides administrative support for the entire range of Bureau operations. In the upcoming year, Ms. Bennett will be responsible for preparation of the Bureau's state and federal contractual agreements and provide primary assistance in the preparation for federal grant applications, the Problem Identification, Highway Safety Plan, and Annual Report. She will assist in the preparation of all Bureau correspondence and maintain the Bureau filing system, including contractual files. Ms. Bennett prepares agency activity schedules, ensures federal and state deadlines are met, provides a monthly tracking report of contractor and Area Administrator reporting compliance and handles all travel arrangements for Bureau staff. She also is responsible for updating the GTSB's Policy and Procedures Manual. In addition, she creates computer presentations for the Bureau Director and staff utilizing graphics, charts and enhanced text.

Program management and financial expertise will be provided for planning, implementing, monitoring and evaluating federal 157, 402, 405a, 410, 411 and 2003b highway safety programs. Administrative support will also be provided for the management of these same program efforts. Fiscal information, training and program oversight will be provided to all Governor's Traffic Safety Bureau contractors. The FFY 2004 Highway Safety Plan, Annual Report and all fiscal documents will be submitted on a timely basis.





# Alcohol Programs

Despite a dramatic reduction in alcohol-related fatalities in Iowa during the past decade, impaired driving and the non-use of safety belts remain the two primary contributors to traffic-related death and injury on Iowa's streets and highways. Section 402 program activities for the Year 2004 include a strong, visible enforcement component enhanced by adjudication, training efforts, public information and education.

Iowa begins FFY 2004 with a new .08 BAC law, as of July 1, 2003. A public information and education campaign was kicked-off June 30th with a media event. Law enforcement and other traffic officials provided information on the new law and the GTSB's newest PSA was unveiled. Aimed at male youths most at-risk for an alcohol-related traffic collision, it uses a rap to get its message across. Radio and print ads as well as outdoor billboards are being used to inform the public of the new law. An ICN training event held on July 8th with access in nearly all 99 of Iowa counties provided officers information about the new .08 law. Videotapes of this training are available.

Nine local law enforcement programs including six police departments and three sheriffs' offices will receive GTSB support. All will feature multi-agency cooperative efforts including vehicle safety checkpoints, saturation patrols and corridor enforcement events. The Woodbury County Sheriff's Office begins the first of a planned 3-year impaired driving effort. Police departments from Clive, Coralville, Des Moines, Hiawatha and Keokuk also begin their first year of similar efforts. The Polk and Black Hawk County sheriffs' offices begin the second year of their three-year program while the Cedar Falls Police Department enters its third and final year.




In addition to the enforcement efforts of these agencies, all will conduct educational presentations, provide educational materials, provide traffic safety training for officers and some will receive funding for additional traffic safety equipment. Although part of the alcohol emphasis area, these enforcement agencies will conduct at least two observational occupant protection surveys in our continued effort to improve and assess the occupant protection usage for and by Iowans.

In the area of adjudication, GTSB funds will support training efforts aimed at magistrates with the State Court Administrator's Office. At the Prosecuting Attorneys Training Council, training will focus on issues relevant to law enforcement officers and county attorneys in the prosecution of alcohol and drug impaired drivers. The Iowa Law Enforcement Academy will provide standardized field sobriety test (SFST) training as well as occupant protection training and a four-hour drug interdiction course for officers.

Other significant programs funded under the alcohol emphasis area include a statewide public information and education program with The Integer Group and toxicological support for the Department of Public Safety's Division of Criminal Investigation, Criminalistics Laboratory.


By employing a multi-faceted approach, incorporating the key elements of training, public information and enforcement, the GTSB believes Iowa can continue to positively impact alcohol-related traffic problems in the state and be an effective partner in the national Alcohol Mobilization effort.



# Occupant Protection Programs

Lack of occupant protection use, along with impaired driving, remains the prime killer in crashes on Iowa's streets and highway. In September and October of 2002, a statewide seat belt usage survey encompassing 100 sites and nearly 15,000 observations showed a usage rate of 82%, up 1% from the 2001 survey. While that rate places Iowa eleventh in the nation and second among the 12 states in the greater Midwest, it also shows that almost 20% of all Iowans continue to routinely drive unbuckled; despite a primary law, strong enforcement and on-going public information and education efforts.

The FFY 2004 effort planned under our 402 program will continue to receive substantial support from Iowa's Section 157 program. Iowa's fourth year Section 157 effort, to be completed in September 2003, involves over 170 police and sheriffs' departments and the Iowa State Patrol.



Successful 402 efforts continuing from FFY 2003 include a trauma prevention program featuring injured victims from traffic crashes speaking to junior high and high school assemblies across the state. Statewide public information and education efforts include television and radio public service announcement produced under contract with The Integer Group. Child restraint activities will include a statewide usage survey with the University of Iowa. In addition, staff support through the Iowa Department of Public Health is provided for the statewide child passenger safety education effort utilizing special occupant protection funds.

The Iowa State Patrol will spearhead enforcement activities funded under the Section 402 Occupant Protection emphasis area. In addition to those efforts and the 157 program, the GTSB requires an occupant protection enforcement component in every enforcement contract administered by the Bureau, including 402 alcohol and police traffic services efforts as well as nearly 40 police departments and sheriffs' offices participating the state's 410 program.

Another effort involves support for child and adult occupant protection education, including child restraint systems with the Black Hawk county Health Department. The Bureau will also utilize remaining Special Occupant Protection funds to support Iowa's child restraint program with educational materials.

In all, GTSB funded enforcement and public education projects can be found in 86 of Iowa's 99 counties representing over 90% of the state's population. With these programs in place, Iowa is poised to reach for the Bureau's goal of 85% safety belt use by the Year 2004.



# Police Traffic Services Programs

Iowa enjoyed a banner year in 2002 in terms of reduced fatalities on our state's roadways. A total of 405 traffic deaths were recorded, down nearly 10% from 2001 and the state's lowest annual fatality total since World War II. In 2002, Iowa recorded the lowest traffic fatality rate in the state's history at 1.34 deaths per 100 million vehicle miles traveled. Just 14 years ago in 1988, that rate was 2.55, nearly 90% higher than our present rate. At today's level of vehicle miles, Iowa traffic fatalities would total more than 700 per year based on the old rate instead of the current total of 405, a savings of more than 300 lives each year.

Programs funded under the Police Traffic Services emphasis area are predominantly enforcement based. During FFY 2004, GTSB funds will support 23 police departments, six sheriffs' offices, the Iowa State Patrol and Iowa State University's Department of Public Safety. All local enforcement contracts will include contact goals for occupant protection, alcohol/impaired driving and serious moving violations, especially speed and stop sign/light violations. All PTS contractors




will participate in cooperative, multi-agency enforcement efforts including saturation patrols, corridor enforcement and vehicle safety inspection checkpoints. In Central Iowa, the Ankeny Police Department will, with assistance from police departments in Clive and Polk City and the Iowa State Patrol, spearhead cooperative events and public information efforts involving all of Polk County law enforcement under the umbrella of the Central Iowa Traffic Safety Task Force or CITSTF.

Other "non-traditional" activities funded under PTS include a public education program with the Farm Safety 4 Just Kids organization focusing on rural/secondary roads and young drivers living in rural areas. Fatality rates on Iowa's secondary road systems are typically four times higher than interstate fatality rates and 40-50% higher than primary two-lane highway systems.





Two special items were developed and are being distributed to law enforcement agencies across the state. These items are designed to encourage officers to issue seat belt tickets. One is a sticker that fits inside an officer's

ticket book. The sticker simply states "Seat Belt Tickets Save Lives." A strong motivator to buckle up is the fear of a possible traffic stop and subsequent citation. The more tickets issued, the more the public perceives the risk of a citation. The second item also developed for officers is a Post-It Note that can be given to individuals being ticketed for a safety belt violation. This Post-It Note details the frequency of traffic fatalities, injuries, property damage and collisions in Iowa. Across from each of these traffic statistics is comparable data on murders, violent crimes, property crimes and crimes in general. This item is designed to educate the public to the dangers of their risky behavior by not using a safety belt.



These PTS initiatives should put Iowa in a good position to maintain the statewide fatality rate at or below the 1.5 level.





# Program Management

Ms. Lu Simpson serves as the Central Iowa Area Administrator and Occupant Protection Coordinator for the Bureau. In addition to the monthly monitoring of Section 402 and 410 contracts, Ms. Simpson is responsible for writing grants for special occupant protection programs such as 157I, 405a and 2003b, which focus on child occupant protection issues. She will work closely again this year with the special traffic enforcement program (sTEP) Coordinator, providing guidance and occupant protection information to local law enforcement agencies.

Mr. Mark Campbell serves as the Eastern Iowa Area Administrator for the Bureau as well as the Youth Coordinator and the Police Traffic Services Coordinator. As in previous years, he will be responsible for the development, publication and distribution of CrossRoads, the GTSB's quarterly traffic safety newsletter. During FFY 2004, Mark will promote the efforts of multi-disciplinary safety teams including the Scott County, Dubuque County and Woodbury County Multi-Disciplinary Safety Teams (MDSTs). He will be responsible for the monthly monitoring of Section 402 and 410 contracts. As Youth Coordinator, Mr. Campbell will once more be very involved in the special youth/alcohol effort with Iowa State University and their "Get A Grip" Youth Alcohol Advisory Council.

Mr. Denny Becker will continue as the GTSB's Western Iowa Area Administrator and as the Alcohol Programs Coordinator. Mr. Becker, a member of the Iowa DRE Association, is actively involved in the operation and expansion of the state's Drug Evaluation and Classification Program (DECP). In addition to working with impaired driving issues, Mr. Becker will be responsible for monitoring Section 402 and 410 contracts.

Mr. Carson Whitlow serves as the State Programs Administrator responsible for monitoring Section 402, 410 and 411 contracts. Additionally, he acts as staff liaison for the development of a statewide traffic safety conference, serves as facilities coordinator for planning meetings for the Bureau's successful corridor enforcement events, coordinates GTSB public information efforts at the Iowa State Fair, and is responsible for the GTSB's inventory tracking. Mr. Whitlow will also continue to serve as the Bureau's coordinator for computer related issues.


Mr. Robert Thompson is the Program Evaluator and Traffic Records Coordinator for the Bureau. He will again be responsible for the statewide Problem Identification analysis. Mr. Thompson compiles the Bureau's Annual Report and Highway Safety Plan. He also oversees development of performance measures and objectives for all federal highway safety contracts. He will again serve on the Iowa Safety Management Systems Coordination Committee and as an Executive Committee member of the National Safety Council's Highway Safety Division. Mr. Thompson serves as Secretary of the Transportation Research Board's Committee on Transportation Safety Management Systems. He is also co-Chair of Iowa's Statewide Traffic Records Advisory Committee (STRAC).



Ms. Ihla Hochstetler is the Secretary for the GTSB and will serve yet again as the initial contact for the Bureau. She is responsible for answering all of the incoming telephone calls, responding to

inquiries and/or referring callers to the appropriate GTSB staff member. She also supports the Administrative Assistant position with office correspondence and other documents. Ms. Hochstetler coordinates the scheduling of Vince and Larry appearances around the state and responds to an extremely large and ever growing number of requests for public education materials. In addition to these duties, she manages the Bureau's audio/visual library and inventory of educational and promotional items.

As part of the total Program Management effort, the Iowa State University Office of Continuing Education will once again work under contract with the Governor's Traffic Safety Bureau to provide staff and support services for the Bureau's annual highway safety conference.





# Pedestrian/Bicycle Programs

The Governor's Traffic Safety Bureau will continue a highly successful program with the Iowa Department of Public Health Bureau of Emergency Medical Services to promote bicycle safety awareness and facilitate the traffic safety education of Iowa's bicycle riding public. With input from the GTSB, the Bureau of EMS will identify local bicycle clubs, which will be utilized as an effective and appropriate vehicle for addressing bicycle safety education and awareness. Each year, applications from bicycle clubs and related organizations from around the state are solicited, reviewed and evaluated. Four new bike groups are chosen each year to participate.



Activities typically undertaken by the bicycle clubs as part of this program include bicycle safety rodeos, educational/helmet promotion activities including classroom education and poster contests and activities, which involve local civic groups. Over the past 11 years, 43 bicycle clubs across the State have contributed to the Iowa's bicycle/traffic safety effort. Other efforts include the Iowa State Patrol's bicycle and pedestrian educational programs and supporting educational materials. The Patrol's 14 Safety Education Officers (SEOs) conduct more than 100 such programs each year at elementary schools throughout Iowa. In addition, significant pedestrian/bicycle program activity occurs as part of local safe community efforts in several Iowa communities.

# Roadway Safety Programs

In order to bring the potential traffic safety benefits which can derive from traffic engineering studies and subsequent roadway improvements to Iowa's smaller counties and communities, the Governor's Traffic Safety Bureau annually provides 402 funding support for the Traffic Engineering Assistance Program (TEAP). An engineering consulting firm or firms is contracted with by the Office of Traffic and Safety at the Iowa Department of Transportation to conduct these studies for local communities which do not have the "in-house" engineering expertise to conduct such studies themselves. In a good example of the "seed money" concept, this popular and well-recognized program now receives state funding support from IDOT's regular appropriation equivalent to 50% of the 402 funding. Requests for studies have increased so dramatically that the program has added two extra consultants to the original one.

The second major thrust of GTSB 402-supported efforts in regard to roadway safety is the Safety Circuit Rider. The Circuit Rider is a professional engineer who conducts traffic safety related training for engineers, traffic technicians, maintenance personnel, flaggers and other road construction personnel. The Circuit Rider also organizes the DOT's

winter work zone safety training program and is the key instructor as well. To make this possible, the DOT supplements the Bureau's funding by an additional 20%. During FFY 2004, the program will continue to bring work zone safety, flagger instruction and signage training to local road personnel.



H  
S  
P  
2  
0  
0  
4

A  
c  
t  
i  
o  
n  
P  
l  
a  
n  
s

# Youth/Alcohol Programs

Because a significant amount of 410 and 402 funding in the alcohol emphasis area is directed at enforcement, including 16-24 year old drinking drivers, the major focus under the Youth/Alcohol emphasis area is education and public information. A contract with Iowa State University's Department of Public Safety forms the nucleus of the Governor's Traffic Safety Bureau's efforts under the Youth/Alcohol emphasis area.



**THINK. DON'T DRINK.**

Iowa State University will begin the 14th year of a tremendously successful program of workshops that bring together high school students and counselors from all across the state for a 2 1/2 day intensive training program on the dangers of impaired driving, alcohol/substance abuse and positive alternatives to these self-destructive behaviors. A major theme of the workshops is how to deal with peer pressure and the development of action plans and alternative activities and social events that do not involve alcohol or drugs.

In order to expand the impact and "reach" of this program, a series of one-day regional workshops will be held around the state, impacting schools and students which may not be able to attend the 2-day summer event. Since the program's inception in 1991, over 3,000 students have benefited from attending the "Get A Grip" workshops.

# Seat Belt Use Incentive Program

During FFY 2003, Iowa was awarded \$663,600 in Section 157 Occupant Protection Incentive funds. In cooperation with the Iowa Department of Transportation's Engineering Division, those funds were divided, with \$100,000 to be used by the DOT and the remaining \$563,600 to be programmed by the GTSB. The DOT will use the funding to support safety initiatives involving school zone signage, improved analysis of high-crash intersections and other roadway safety issues.

## SEAT BELT TICKETS SAVE LIVES



IOWA GOVERNOR'S TRAFFIC SAFETY BUREAU

The GTSB used FFY 1999-2001 Section 157 monies to greatly expand the successful sTEP (special traffic enforcement program) model. Mini grants to fund occupant restraint enforcement and education during designated "waves" as well as provide for equipment, including radar units and preliminary breath testers, were offered to all local law enforcement agencies in the state. Thirty-four sheriffs' offices and 122 police departments applied for the grants, which had a maximum budget of \$3,000 per agency. Initiated in April 1999 and completed in June 2000, the grants resulted in an overall increase in safety belt use of 11 percent in just one year in participating communities.

During FFY 2001, a second round of the 157 sTEP began November 1, 2000. One hundred thirty-four agencies including 43 sheriffs' offices, 90 police departments and the Iowa State Patrol participated in the FFY 2001 program. These agencies, represented 74 of Iowa's 99 counties. During FFY 2002, a third year of sTEP, involving 39 sheriffs' offices, 93 police departments and the Iowa State Patrol with grants totalling over \$500,000, was initiated November 1, 2001.

H  
S  
P  
2  
0  
0  
4

A  
c  
t  
i  
o  
n  
P  
l  
a  
n  
s



Once again, enforcement and public education efforts were targeted and coordinated during designated "waves," assuring optimal impact and media exposure. This program represented a significant and substantial expansion of Iowa's effort to reach the State's goal of 85% safety belt usage by the end of 2003. Agencies receiving 402 or 410 funding from Iowa's larger counties as well as agencies volunteering officer time participate in sTEP activities without the benefit of Section 157 monies. These agencies have brought the total number of sTEP-active counties to 84, a representation of more than 90% of Iowa's population.

One hundred seventy-four agencies are participating in the current FFY 2003 program. This year's program features six enforcement/education waves. Participation in the Section 157 program is particularly strong in northwest, north central and south central Iowa. These are predominantly rural areas where safety belt use has traditionally been below the statewide average, which is currently 82%. By encouraging more Iowans to buckle up, this program will save lives and reduce serious injuries. Due to the large number of grantees, 157 innovative monies were used to fund mini-grants as well as the 157 incentive funds.

For FFY 2004, sTEP applications were sent to all Iowa law enforcement agencies not scheduled to participate in the 402 or 410 program for 2004. One hundred seventy-two applications have been received for the FFY 2004 program with 30% of those from agencies new to the effort.


Trooper Adam Buck is the GTSB's sTEP Coordinator and works closely with our Law Enforcement Liaison, our Police Traffic Services Coordinator and our Occupant Protection Coordinator. Trooper Buck oversees all aspects of sTEP including contract management, enforcement data entry/distribution, claims review, reporting and interacting with sTEP agencies, the media and the public.



# Seat Belt Use Innovative Program

Funds received under the Section 157 Innovative grant are a critical component in the Bureau's overall occupant protection enhancement effort. In 2002, Iowa reached 82% seat belt use for the first time and recorded a child restraint use level of 76%.

Activities funded under 157 Innovative include salary, benefits and travel expenses for Iowa's sTEP Coordinator. Innovative funds are also used to supplement 157 incentive funds in support of sTEP mini-grants. Of the 174 Iowa law enforcement agencies conducting statewide education/enforcement waves in conjunction with major holiday weekends as part of the FFY 2003 special traffic enforcement program, 58 are utilizing innovative funds.



Major 157 innovative efforts continuing from previous years include the Iowa Law Enforcement Academy training for officers using both the TOPS and Operation Kids curriculums. A very successful effort to reach corporations and employers with employee belt use initiatives will continue with the Iowa Illinois Safety Council. Thus far, over 30 companies have taken part in the effort. Section 157 Innovative funds will also continue to support a comprehensive public information campaign with television, radio and newsprint PSAs including a paid media component.

Also slated to continue are two programs begun in mid FFY 2003. The latest 157 innovative efforts will continue with Farm Safety 4 Just Kids and the Iowa State Patrol. Farm Safety 4 Just Kids is expanding its successful program of outreach to rural youths with innovative safety belt strategies. The Patrol will utilize 157 innovative funds to conduct additional statewide observational safety belt pre and post-wave surveys in May.



H  
S  
P  
2  
0  
0  
4

A  
c  
t  
i  
o  
n  
P  
l  
a  
n  
s

# Repeat Intoxicated Driver Program

Repeat intoxicated driver transfer funds played a huge role in Iowa's achievement of an all-time low alcohol-related fatality total in 2002. Iowa experienced 99 alcohol-related fatalities, almost 20% less than the 2001 total of 118. Full-time Iowa State Patrol troopers generated 2,300 alcohol violation contacts using Section 164 funds while 60 local police departments and sheriffs' offices contributed 2,200 alcohol-related traffic contacts using overtime enforcement.



In FFY 2004, remaining Section 164 funds will be used to support toxicological and evidentiary efforts regarding drug and alcohol samples with the DCI Lab. This evidence is critical for the successful prosecution of OWI offenders.

The Iowa State Patrol will utilize 164 monies to purchase 340 much needed Preliminary Breath Testing devices for their troopers across the state. The GTSB has been providing funds mainly to local police departments and sheriffs' offices to add and/or upgrade their PBTs over the last several years. Reliable and accurate PBTs are essential to impaired driving enforcement.

Other remaining 164 funds will be programmed for anti-impaired driving efforts later in FFY 2004.



# Occupant Protection Incentive Program

Child restraint use and education are a vital part of Iowa's overall occupant protection effort. Improper use of child safety seats has been identified as a major barrier to achieving the maximum protection for Iowa's most precious resource, its children.

The GTSB will continue to utilize Occupant Protection Incentive funds to support one full-time child occupant protection coordinator at the Iowa Department of Public Health (IDPH). The program includes support for child passenger safety training and educational materials. Child safety seat inspections and check-up events will be held and support materials will be provided to CPS Technicians to assist them in providing community-based education on the correct use of child restraints. Support will be provided to establish additional fitting stations with the ultimate goal of at least one fit station accessible to parents and care givers in every Iowa county. Another key aspect is to promote booster seat use for children ages 4-8. A workshop for CPS Technicians emphasizing transportation of special needs children will be held as well. Child passenger safety information will be provided on request to interested groups and a database developed to assess results from child safety seat check-up events and fitting station activity will continue to be utilized. A Child Passenger Safety Technician Workshop will be planned and implemented.

One part-time specialist will continue to provide CPS education through a contract with Blank Children's Hospital. A statewide schedule of events and usage data from check-up events will be compiled and maintained as well as a Web site for access to information on fit stations and check-up event schedules. CPS education for parents via physicians' offices will also continue under this contract as well as distribution of CPS educational materials.



H  
S  
P  
2  
0  
0  
4

A  
c  
t  
i  
o  
n  
P  
l  
a  
n  
s



# Youth/Alcohol Programs

Because a significant amount of 410 and 402 funding in the alcohol emphasis area is directed at enforcement, including 16-24 year old drinking drivers, the major focus under the Youth/Alcohol emphasis area is education and public information. A contract with Iowa State University's Department of Public Safety forms the nucleus of the Governor's Traffic Safety Bureau's efforts under the Youth/Alcohol emphasis area.



**THINK. DON'T DRINK.**

Iowa State University will begin the 14th year of a tremendously successful program of workshops that bring together high school students and counselors from all across the state for a 2 1/2 day intensive training program on the dangers of impaired driving, alcohol/substance abuse and positive alternatives to these self-destructive behaviors. A major theme of the workshops is how to deal with peer pressure and the development of action plans and alternative activities and social events that do not involve alcohol or drugs.

In order to expand the impact and "reach" of this program, a series of one-day regional workshops will be held around the state, impacting schools and students which may not be able to attend the 2-day summer event. Since the program's inception in 1991, over 3,000 students have benefited from attending the "Get A Grip" workshops.

# Traffic Records Data Improvement Program

During FFY 2004, Iowa will utilize carry-over 411 funds to continue support for significant highway safety data activities designed to improve access to and utilization of Iowa's crash data.

CTRE will continue to provide a Traffic Safety Data Center furnishing legislators, managers and other highway safety personnel with concise, easy to use reports on highway safety issues as well as customized reports for users. In addition, CTRE prepares a number of special reports relating to crash locations, older driver crash involvement and data for the GTSB's corridor enforcement events.

The Iowa DOT's Motor Vehicle Division will continue using funds to provide desktop computers for police departments and sheriffs' offices in Iowa's larger counties. The units greatly facilitate electronic crash reporting, complimenting efforts occurring as part of TraCS (Traffic Records and Crime Software) and the National Model, Iowa's state-of-the-art software for electronic capture of police reported traffic crash and citation information. Thanks to desktops purchased over the past four years, fully 60% of all Iowa police reported crashes are being reported electronically.




Software developed under the National Model became available to other states nationwide in August of 2000. As of July 2003, twenty-two states and the Virgin Islands have signed licensing agreements and are in various stages of utilizing the TraCS/National Model software.

H  
S  
P  
2  
0  
0  
4

A  
C  
T  
I  
O  
N  
P  
L  
A  
N  
S

The Iowa Department of Transportation's Office of Traffic and Safety will continue development of an Internet interface for Iowa SAVER, the IDOT's new state-of-the-art, user-friendly crash data/citation location and analysis tool.

Other internal efforts include funding support available for new technological developments and funds for meetings and workshops relating to highway safety information systems and their application in the state. Support for Iowa's CODES or Crash Outcome Data Evaluation System project to enhance reporting and dissemination of this important data source will continue.



# Child Passenger Safety Education Program

In FFY 2003, Section 2003b funds were used to complete development of five new public service announcements demonstrating different aspects of correct child safety seat use. A video was produced and distributed statewide that included these new educational PSAs and the six previously produced. A companion brochure was also developed for the "Buckle Up Baby" campaign and printed in both English and Spanish. Spanish versions of the eleven educational spots were also developed and distributed. The videos and brochures are used at a wide variety of events including safety seat checks, fitting stations, fairs and mall displays. The educational information they contain can also be accessed on the GTSB's web site.

**Buckle up,  
baby!**



Additional 2003b funds will be awarded for FFY 2004. The new program will include the continued promotion, distribution and utilization of these educational PSAs and brochures in both English and Spanish. Funds will also provide for program outreach to Iowa's culturally diverse and low income communities. The newest component of the program will be an expanded booster seat promotion as part of Iowa's "Buckle Up Baby" and "Buckle Up Kid" campaign.

H  
S  
P  
2  
0  
0  
4

A  
c  
t  
i  
o  
n  
P  
l  
a  
n  
s