

ASSISTANCE EXPENDITURES FOR NEEDY INDIANS

January - March 1973

Obligations incurred on behalf of the needy Indians amounted to \$3,150.54 during the first quarter of the calendar year 1973. Payments made on billings presented for payment amounted to \$4,532.46 during this period, which includes \$679.50 for food stamps. Since payments are made the following month for the previous month's obligations, plus the fact that all obligations may not have been presented for payments accounts for the difference between obligations incurred and warrants issued.

<u>Month</u>	<u>Cases</u>	<u>Persons</u>	<u>Amount</u>	<u>Average</u>		<u>Warrants Issued</u>
				<u>Per Case</u>	<u>Per Person</u>	
January, 1973	35	82	\$1,598.26	\$45.66	\$19.49	\$2,175.83
February	24	55	758.37	31.60	13.79	1,598.26
March	27	41	793.91	29.40	19.36	758.37
Total	86	178	\$3,150.54	XX	XX	\$4,532.46

Items of Expenditures for Relief Orders

<u>Item</u>	<u>Amount</u>	<u>Percent of Total</u>
Food	\$1,112.00	35.3
Clothing	254.49	8.1
Fuel	193.05	6.1
Other	1,591.00	50.5
Total	\$3,150.54	100.0

ASSISTANCE EXPENDITURES FOR NEEDY INDIANS

April - June 1973

Obligations incurred on behalf of the needy Indians amounted to \$4,659.86 during the second quarter of the calendar year 1973. Payments made on billings presented for payment amounted to \$3,896.77 during this period, which includes \$340.40 for food stamps. Since payments are made the following month for the previous month's obligations, plus the fact that all obligations may not have been presented for payments, accounts for the difference between obligations incurred and warrants issued.

<u>Month</u>	<u>Cases</u>	<u>Persons</u>	<u>Amount</u>	<u>Average</u>		<u>Warrants Issued</u>
				<u>Per Case</u>	<u>Per Person</u>	
April	27	48	\$2,086.93	\$ 77.29	\$ 43.48	\$ 793.91
May	30	56	1,015.95	33.86	18.14	2,086.93
June	17	37	1,556.98	91.59	42.08	1,015.95
TOTAL	74	141	\$4,659.86	XX	XX	\$3,896.79

Items of Expenditures for Relief Orders

<u>Item</u>	<u>Amount</u>	<u>Percent of Total</u>
Food	\$1,194.90	25.7%
Clothing	186.44	4.0%
Fuel	57.80	1.2%
Other	3,220.72	69.1%
TOTAL	\$4,659.86	100.00%

ASSISTANCE EXPENDITURES FOR NEEDY INDIANS

July - September 1973

Obligations incurred on behalf of the needy Indians amounted to \$1,837.12 during the third quarter of calendar year 1973. Payments made on billings presented for payment amounted to \$2,856.78 during this period, which includes \$463.75 for food stamps. Since payments are made the following month for the previous months obligations, plus the fact that all obligations may not have been presented for payment, accounts for the difference between obligations incurred and warrants issued.

<u>Month</u>	<u>Cases</u>	<u>Persons</u>	<u>Amount</u>	<u>Average</u>		<u>Warrants Issued</u>
				<u>Per Case</u>	<u>Per Person</u>	
July, 1973	21	45	\$ 672.02	\$ 32.00	\$ 14.93	\$1,556.98
August	20	45	627.78	31.39	13.95	672.02
September	18	32	537.32	29.85	16.79	627.78
TOTAL	59	122	\$1,837.12	XX	XX	\$2,856.78

Items of Expenditures for Relief Orders

<u>Item</u>	<u>Amount</u>	<u>Percent of Total</u>
Food	\$ 807.81	44.0%
Clothing	387.35	21.1%
Fuel	10.00	.5%
Other	631.96	34.4%
TOTAL	\$1,837.12	100.0%

ASSISTANCE EXPENDITURES FOR NEEDY INDIANS

October - December, 1973

Obligations incurred on behalf of the needy Indians amounted to \$2,711.18 during the fourth quarter of calendar year 1973. Payments made on billings presented for payment amount to \$1,964.04 during this period, which includes \$2,331.89 for food stamps. Since payments are made the following month for the previous month's obligations, plus the fact that all obligations may not have been presented for payment, accounts for the difference between obligations incurred and warrants issued.

<u>Month</u>	<u>Cases</u>	<u>Persons</u>	<u>Amount</u>	<u>Average</u>		<u>Warrants Issued</u>
				<u>Per Case</u>	<u>Per Person</u>	
October, 1973	20	45	\$ 645.30	\$ 32.26	\$ 14.34	\$ 537.32
November	21	42	1,149.27	54.73	27.36	645.30
December	23	59	916.61	39.85	15.54	1,149.27
TOTAL	64	146	\$2,711.18	XX	XX	\$2,331.89

Items of Expenditures for Relief Orders

<u>Item</u>	<u>Amount</u>	<u>Percent of Total</u>
Food	\$ 953.10	35.2
Clothing	290.04	10.7
Fuel	276.70	10.2
Other	1,191.34	43.9
TOTAL	\$2,711.18	100.0

# ASSISTANCE EXPENDITURES FOR NEEDY INDIANS


January - March, 1974

Obligations incurred on behalf of the needy Indians amounted to \$2,592.98 during the first quarter of calendar year 1974. Payments made on billings presented for payment amounted to \$2,907.62 during this period which includes \$587.35 for food stamps. Since payments are made the following month for the previous months obligations, plus the fact that all obligations may not have been presented for payments, accounts for the difference between obligations incurred and warrants issued.

<u>Month</u>	<u>Cases</u>	<u>Persons</u>	<u>Amount</u>	<u>Average</u>		<u>Warrants Issued</u>
				<u>Per Case</u>	<u>Per Person</u>	
January, 1974	28	80	\$ 925.88	\$33.07	\$11.57	\$ 916.61
February	22	47	1,065.13	48.42	22.66	925.88
March	18	37	601.97	33.44	16.27	1,065.13
TOTAL	68	164	\$2,592.98	XX	XX	\$2,907.62

## Items of Expenditures for Relief Orders

<u>Item</u>	<u>Amount</u>	<u>Percent of Total</u>
Food	\$1,149.65	44.3
Clothing	221.72	8.6
Fuel	317.20	12.2
Other	904.41	34.9
TOTAL	\$2,592.98	100.0



ASSISTANCE EXPENDITURES FOR NEEDY INDIANS

April - June, 1974

Obligations incurred on behalf of the needy Indians amounted to \$2,525.88 during the second quarter of calendar year 1974. Payments made on billings presented for payment amounted to \$2,592.96 during this period which includes \$475.35 for food stamps. Since payments are made the following month for the previous months obligations, plus the fact that all obligations may not have been presented for payments, accounts for the difference between obligations incurred and warrants issued.

<u>Month</u>	<u>Cases</u>	<u>Persons</u>	<u>Amount</u>	<u>Average</u>		<u>Warrants Issued</u>
				<u>Per Case</u>	<u>Per Person</u>	
April	19	45	\$1,245.44	\$65.55	\$27.68	\$ 601.97
May	21	63	745.55	35.50	11.83	1,245.44
June	15	32	534.89	35.66	16.72	745.55
TOTAL	55	140	2,525.88	XX	XX	\$2,592.96

Items of Expenditures for Relief Orders


<u>Item</u>	<u>Amount</u>	<u>Percent of Total</u>
Food	\$1,107.41	43.8
Clothing	169.06	6.7
Fuel	-	-
Other	1,249.41	49.5
TOTAL	\$2,525.88	100.0

SS23.208:10  
Im2

ASSISTANCE EXPENDITURES FOR NEEDY INDIANS

July - September, 1974

Obligations incurred on behalf of the needy Indians amounted to \$2,872.19 during the third quarter of calendar year 1974. Payments made on billings presented for payment amounted to \$2,300.23 during this period which included \$396.30 for food stamps. Since payments are made the following month for the previous months obligations, plus the fact that all obligations may not have been presented for payments, accounts for the difference between obligations incurred and warrants issued.



<u>Month</u>	<u>Cases</u>	<u>Persons</u>	<u>Amount</u>	<u>Average</u>		<u>Warrants Issued</u>
				<u>Per Case</u>	<u>Per Person</u>	
July	12	36	\$ 542.46	\$45.20	\$15.07	\$ 534.89
August	27	85	1,222.88	45.29	14.39	542.46
September	21	41	1,106.85	52.70	27.00	1,222.88
TOTAL	60	162	\$2,872.19	XX	XX	\$2,300.23

Items of Expenditures for Relief Orders

<u>Item</u>	<u>Amount</u>	<u>Percent of Total</u>
Food	\$1,040.30	36.2
Clothing	723.07	25.2
Fuel	254.35	8.9
Other	854.47	29.7
TOTAL	2,872.19	100.0

## ASSISTANCE EXPENDITURES FOR NEEDY INDIANS

October - December, 1974



Obligations incurred on behalf of the needy Indians amounted to \$4,434.60 during the fourth quarter of calendar year 1974. Payments made on billings presented for payment amounted to \$4,112.14 during this period which included \$487.25 for food stamps. Since payments are made the following month for the previous months obligations, plus the fact that all obligations may not have been presented for payments, accounts for the difference between obligations incurred and warrants issued.

<u>Month</u>	<u>Cases</u>	<u>Persons</u>	<u>Amount</u>	<u>Average</u>		<u>Warrants Issued</u>
				<u>Per Case</u>	<u>Per Person</u>	
October	32	76	\$ 1,952.62	\$61.02	\$25.69	\$1,106.85
November	23	57	1,052.67	45.77	18.47	1,952.62
December	27	48	1,429.31	52.94	29.78	1,052.67
TOTAL	82	181	\$4,434.60	XX	XX	\$4,112.14

## Items of Expenditures for Relief Orders

<u>Item</u>	<u>Amount</u>	<u>Percent of Total</u>
Food	\$1,449.00	32.7
Clothing	726.81	16.4
Fuel	361.27	8.1
Other	1,897.52	42.8
TOTAL	\$4,434.60	100.0

## ASSISTANCE EXPENDITURES FOR NEEDY INDIANS

January-March, 1976



Obligations incurred on behalf of the needy Indians amounted to \$6,603.06 during the first quarter of calendar year 1976. Payments made on billings presented for payments amounted to \$7,549.36 during this period which included \$515.50 for food stamps. Since payments are made each month for the previous months' obligations, plus the fact that all obligations may not have been presented for payments, account for the difference between obligations incurred and warrants issued.

<u>Month</u>	<u>Cases</u>	<u>Persons</u>	<u>Amount</u>	<u>Average</u>		<u>Warrants Issued</u>
				<u>Per Case</u>	<u>Per Person</u>	
January, 1976	34	79	\$2,554.99	\$75.15	\$32.34	\$2,803.79
February	34	84	2,190.58	64.43	26.08	2,554.99
March	40	83	1,857.49	46.44	22.38	2,190.58
TOTAL	108	246	\$6,603.06	XX	XX	\$7,549.36

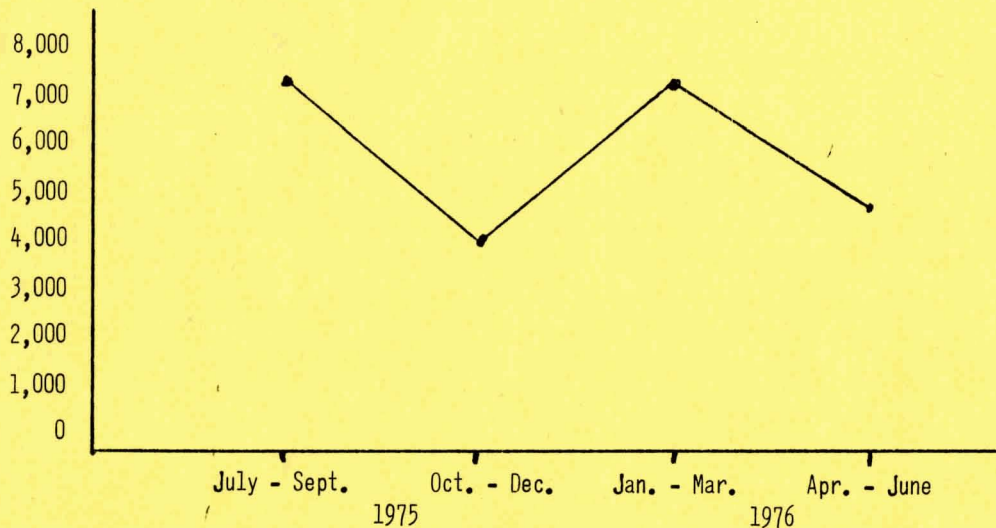
## Items of Expenditures for Relief Orders

<u>Item</u>	<u>Amount</u>	<u>Percent of Total</u>
Food	\$3,713.73	56.3
Clothing	943.81	14.3
Fuel	682.00	10.3
Other	1,263.52	19.1
TOTAL	\$6,603.06	100.0

# ASSISTANCE EXPENDITURES FOR NEEDY INDIANS

April - June 1976

## NEEDY INDIAN EXPENDITURES BY QUARTER July 1975 - June 1976



Obligations incurred on behalf of the needy Indians amounted to \$4,907.56 during the second quarter of calendar year 1976. Payments made on billings presented for payments amounted to \$5,026.19 during this period which included \$531.00 for food stamps. Since payments are made each month for the previous months obligations, plus the fact that all obligations may not have been presented for payments, account for the difference between obligations incurred and warrants issued.

Month	Cases	Persons	Amount	Average		Warrants Issued
				Per Case	Per Person	
April, 1976	25	50	\$1,617.93	\$64.72	\$ 32.36	\$1,857.49
May	26	56	1,550.77	59.64	27.69	1,617.93
June	34	80	1,738.86	51.14	21.74	1,550.77
TOTAL	85	186	\$4,907.56	\$ XX	\$ XX	\$5,026.19

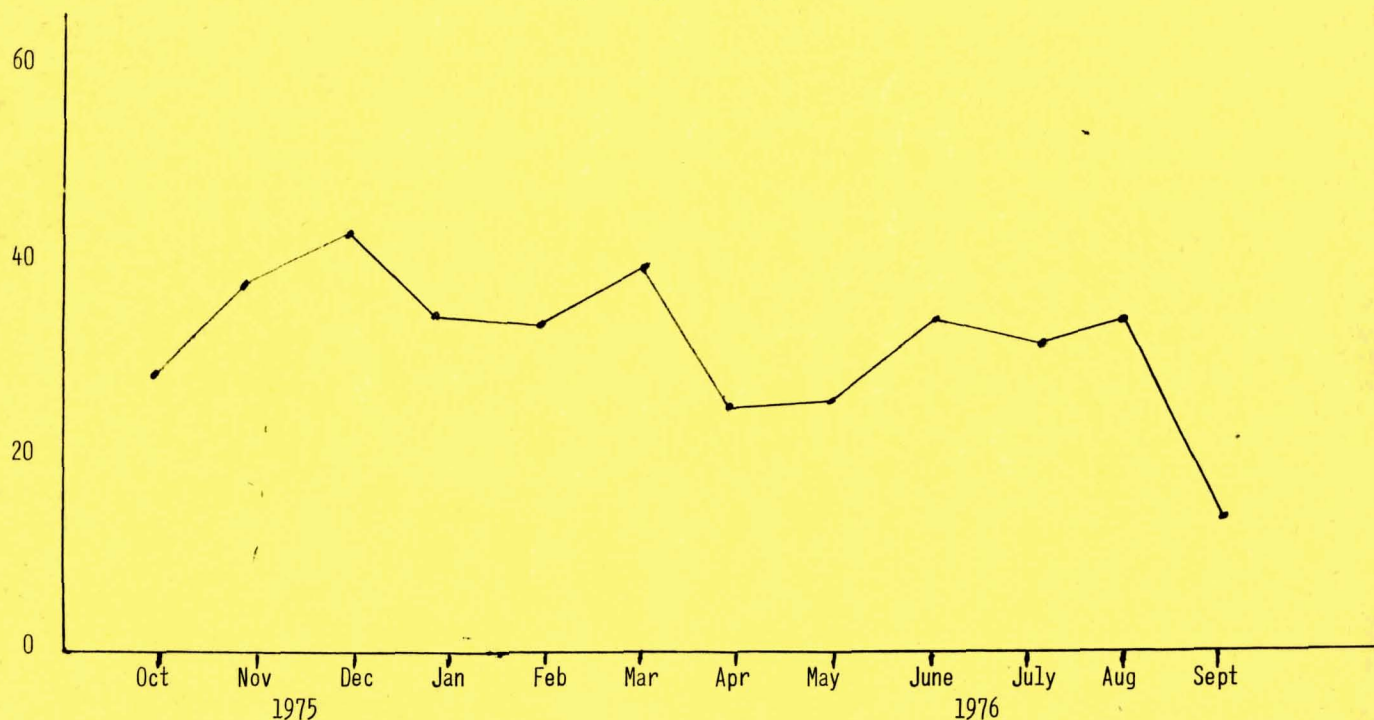
## Items of Expenditures for Relief Orders

Item	Amount	Percent of Total
Food	\$3,548.51	72.3
Clothing	583.95	11.9
Fuel	134.17	2.7
Other	640.93	13.1
TOTAL	\$4,907.56	100.00

### ASSISTANCE EXPENDITURES FOR NEEDY INDIANS

July - September, 1976

#### NEEDY INDIAN EXPENDITURES BY QUARTER October 1975 - September 1976



Obligations incurred on behalf of the needy Indians amounted to \$4,372.99 during the third quarter of calendar year 1976. Payments made on billings presented for payments amounted to \$5,383.76 during this period which included \$733.03 for food stamps. Since payments are made each month for the previous months obligations, plus the fact that all obligations may not have been presented for payments account for the difference between obligations incurred and warrants issued.

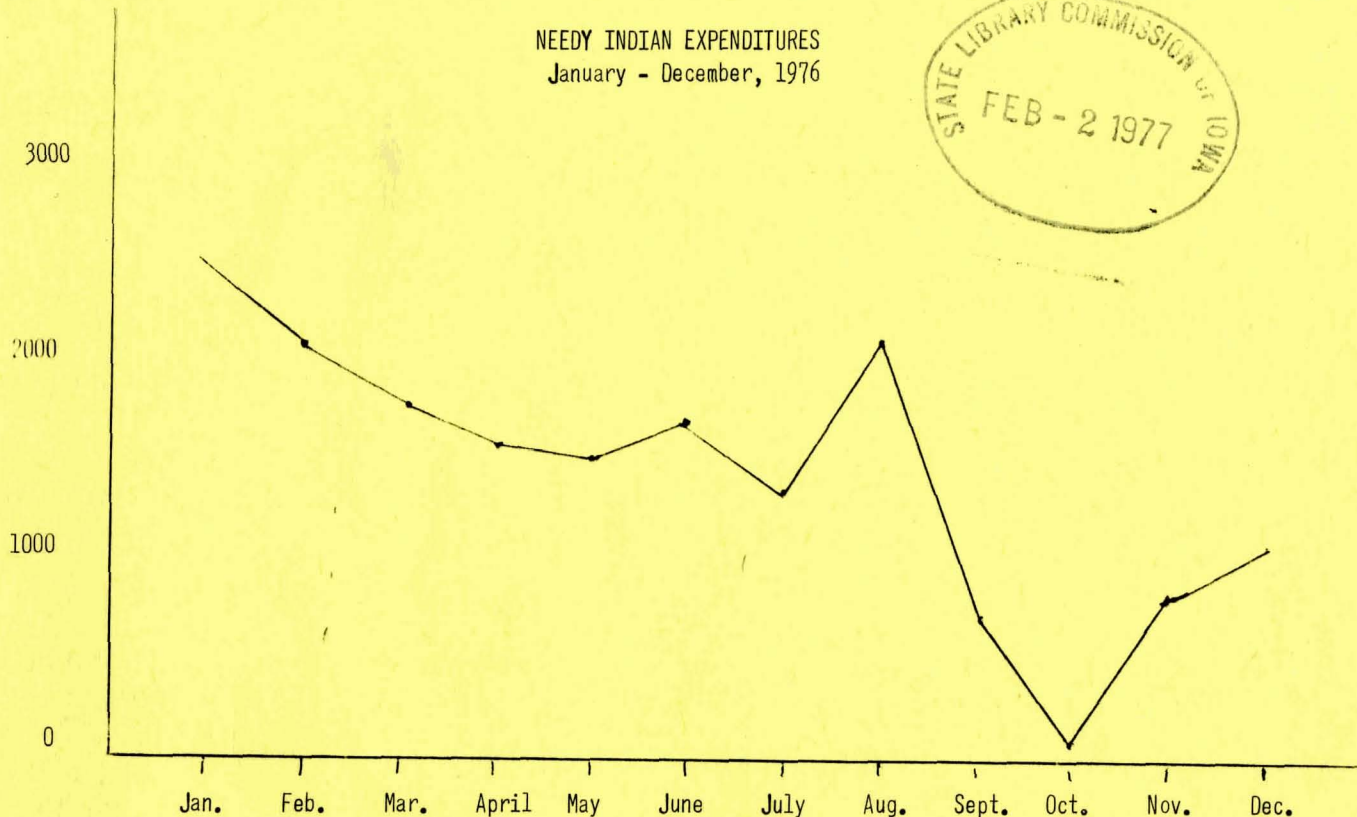
Month	Cases	Persons	Amount	Average		Warrants Issued
				Per Case	Per Person	
July, 1975	32	72	\$1,394.41	\$43.58	\$19.37	\$1,738.86
August	34	74	2,250.49	66.19	30.41	1,394.41
September	14	26	728.09	52.01	28.00	2,250.49
<b>TOTAL</b>	<b>80</b>	<b>172</b>	<b>\$ 4,372.99</b>	<b>\$ XX</b>	<b>\$ XX</b>	<b>\$ 5,383.76</b>

#### ITEMS OF EXPENDITURES FOR RELIEF ORDERS

Item	Amount	Percent of Total
Food	\$3,548.51	72.3
Clothing	583.95	11.9
Fuel	134.17	2.7
Other	640.93	13.1
<b>TOTAL</b>	<b>\$4,907.56</b>	<b>100.00</b>

## ASSISTANCE EXPENDITURES FOR NEEDY INDIANS

October - December, 1976

NEEDY INDIAN EXPENDITURES  
January - December, 1976

Obligations incurred on behalf of the needy Indians Amounted to \$1,945.48 during the fourth quarter of calendar year 1976. Payments made on billings presented for payments amounted to \$1,624.81 during this period which included \$115.85 for food stamps. Since payments are made each month for the previous month obligations, plus the fact that all obligations may not have been presented for payments accounts for the difference between obligations incurred and warrants issued.

Month	Cases	Persons	Amount	Average		Warrants Issued
				Per Case	Per Person	
October, 1976	3	5	\$76.91	\$25.64	\$15.38	\$728.09
November	13	38	819.81	63.06	21.57	76.91
December	12	35	1,048.76	87.40	29.96	819.81
TOTAL	28	78	\$1,945.48	-	-	\$1,624.81

## ITEMS OF EXPENDITURES FOR RELIEF ORDERS

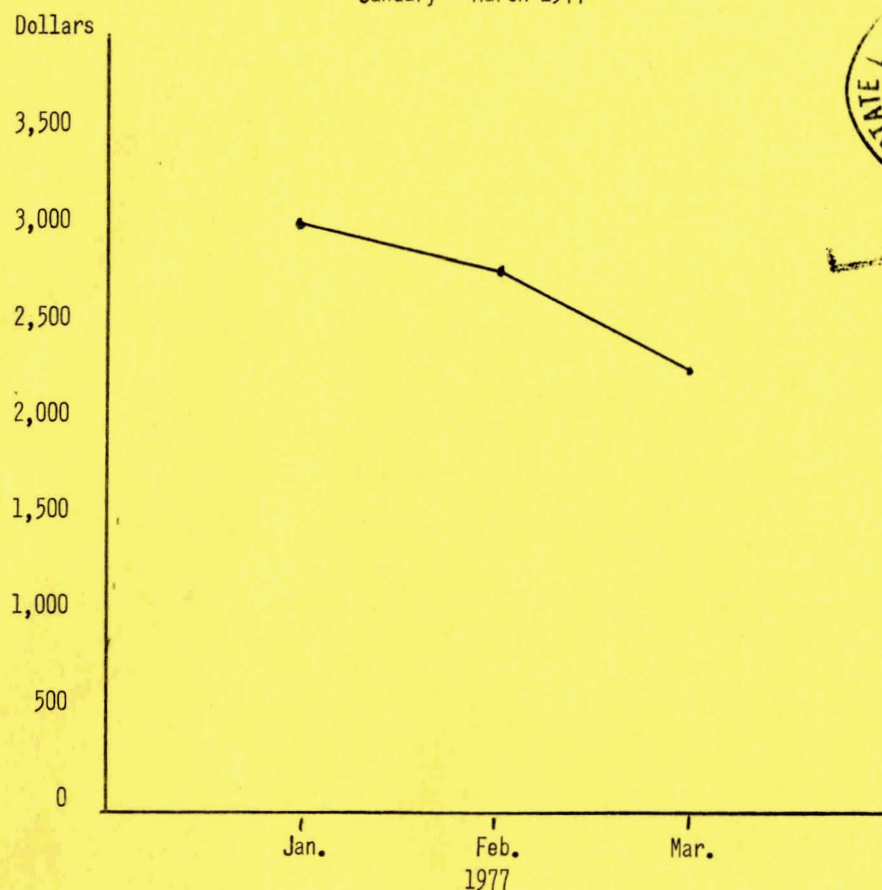
Item	Amount	Percent of Total
Food	\$471.02	24.
Clothing	423.30	22.
Fuel	882.41	45.
Other	168.75	9.
TOTAL	\$1,945.48	100.

## ASSISTANCE EXPENDITURES FOR NEED INDIANS

January - March 1977

## NEEDY INDIAN EXPENDITURES

January - March 1977




Obligations incurred on behalf of the needy Indians amounted to \$8,051.18 during the first quarter of calendar year 1977. Payments made on billings presented for payments amounted to \$6,821.45 during this period which included \$736.73 for Food Stamps. Since payments are made each month for the previous month obligations, plus the fact that all obligations may not have been presented for payments accounts for the difference between obligations incurred and warrants issued.

Month	Cases	Persons	Amount	Average		Warrants Issued
				Per Case	Per Person	
Jan. 1977	33	101	\$3,011.89	\$91.27	\$29.82	\$1,048.76
Feb.	45	107	2,760.80	61.35	25.80	3,011.89
Mar.	35	87	2,278.49	65.10	26.19	2,760.80
TOTAL	113	295	\$8,051.18	-	-	\$6,821.45

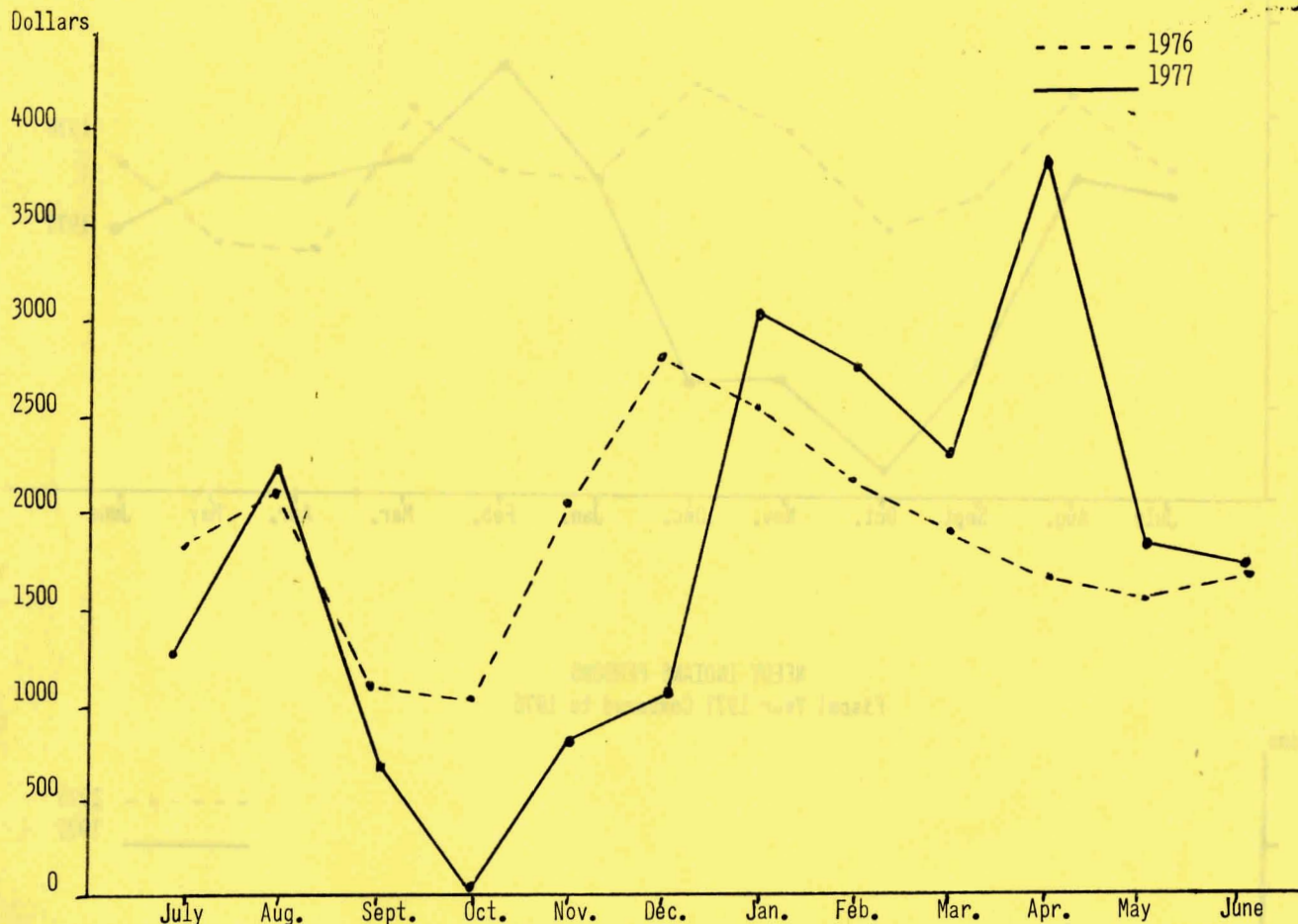
## ITEMS OF EXPENDITURES FOR RELIEF ORDERS

Item	Amount	Percent of Total
Food	\$3,566.27	44%
Clothing	1,711.94	21
Fuel	1,554.71	20
Other	1,218.26	15
TOTAL	\$8,051.18	100%

ASSISTANCE EXPENDITURES FOR NEEDY INDIANS  
April - June 1977



NEEDY INDIAN EXPENDITURE  
Fiscal Year 1977 Compared to 1976



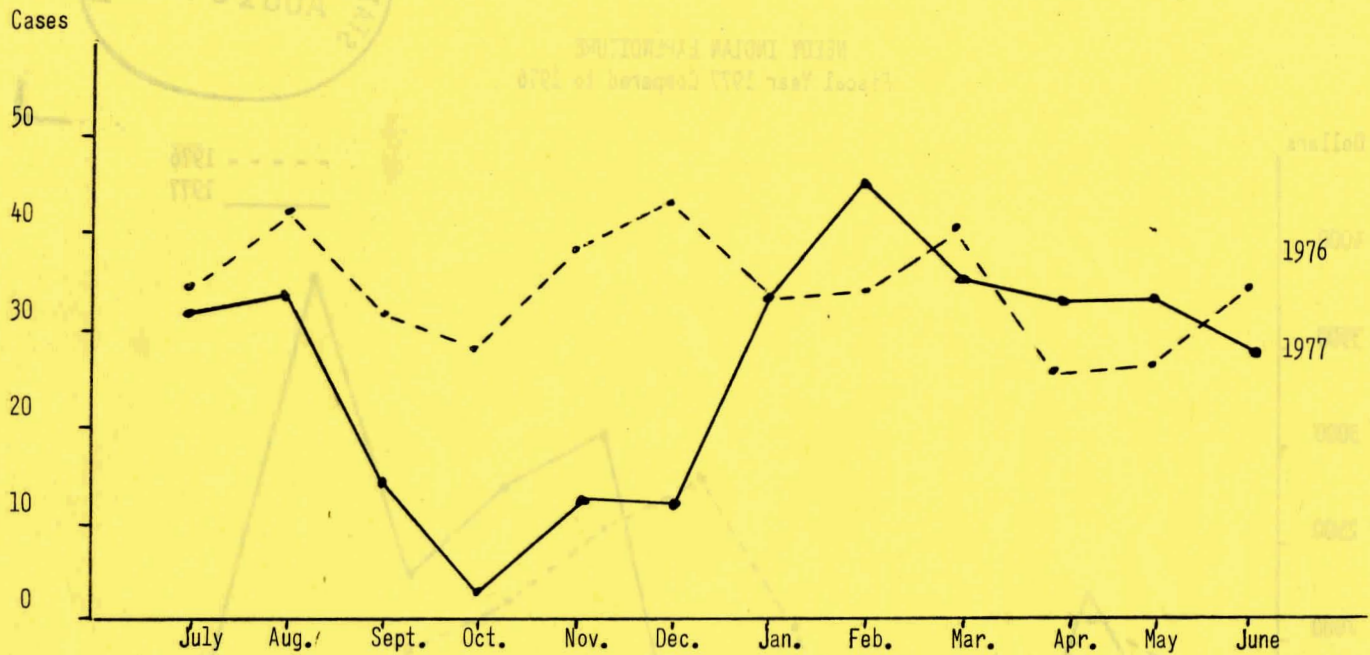
Obligations incurred on behalf of the needy Indians amounted to \$7,344.38 during the second quarter of calendar year 1977. Payments made on billings presented for payments amounted to \$7,875.72 during this period which included \$556.35 for food stamps. Since payments are made each month for the previous month obligations, plus the fact that all obligations may not have been presented for payments accounts for the difference between obligations incurred and warrants issued.

Month	Cases	Persons	Amount	Average		Warrants Issued
				Per Case	Per Person	
April, 1977	33	85	\$3,816.35	\$115.65	\$44.90	\$2,278.49
May	33	79	1,780.88	53.97	22.54	3,816.35
June	27	82	1,747.15	64.71	21.31	1,780.88
TOTAL	93	246	\$7,344.38	\$78.97	\$29.86	\$7,875.72

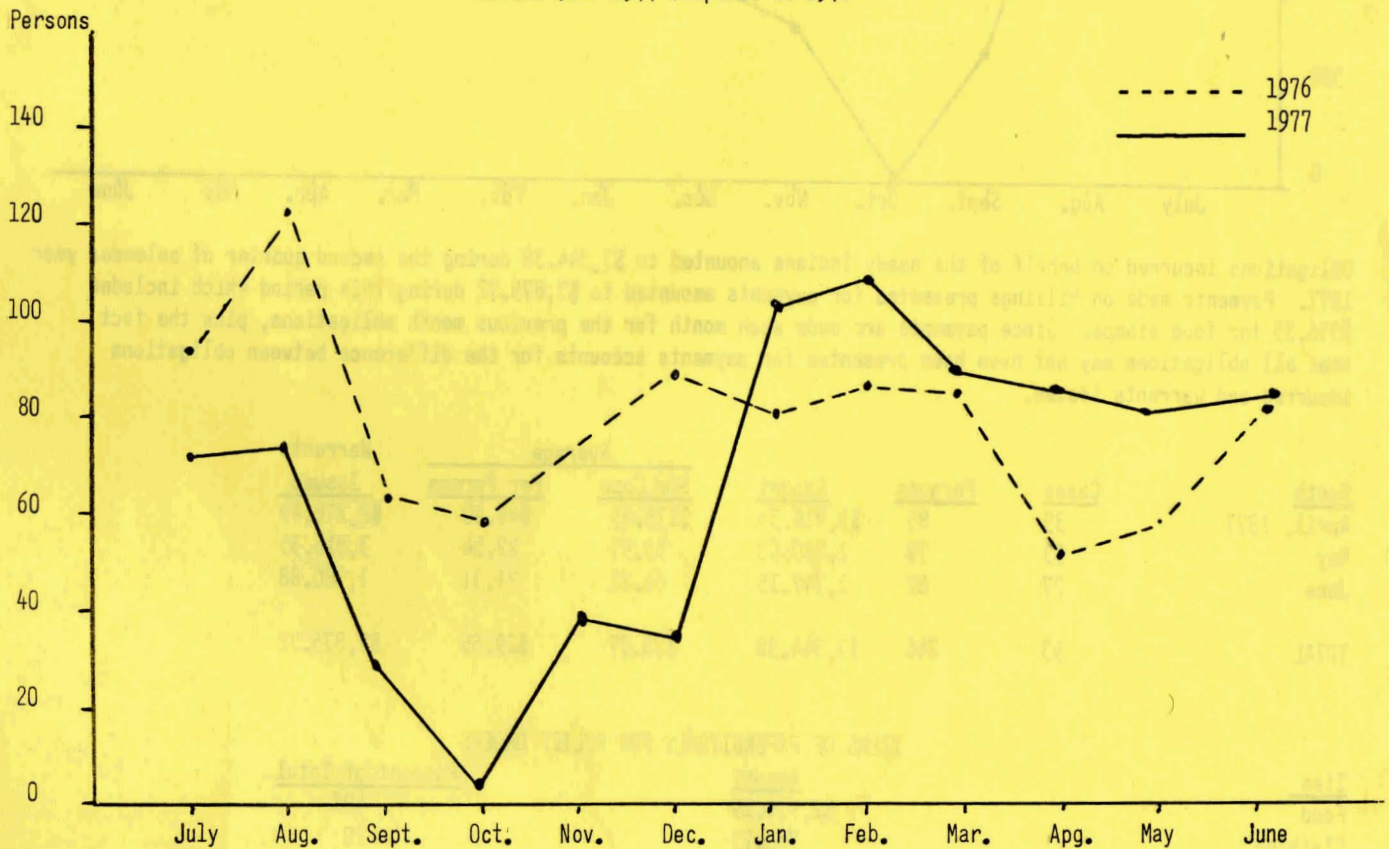
ITEMS OF EXPENDITURES FOR RELIEF ORDERS

Item	Amount	Percent of Total
Food	\$2,916.19	40%
Clothing	750.73	10
Fuel	437.22	6
Other	3,240.24	44
TOTAL	\$7,344.38	100%

NEEDY INDIANS CASES  
Fiscal Year 1977 Compared to 1976


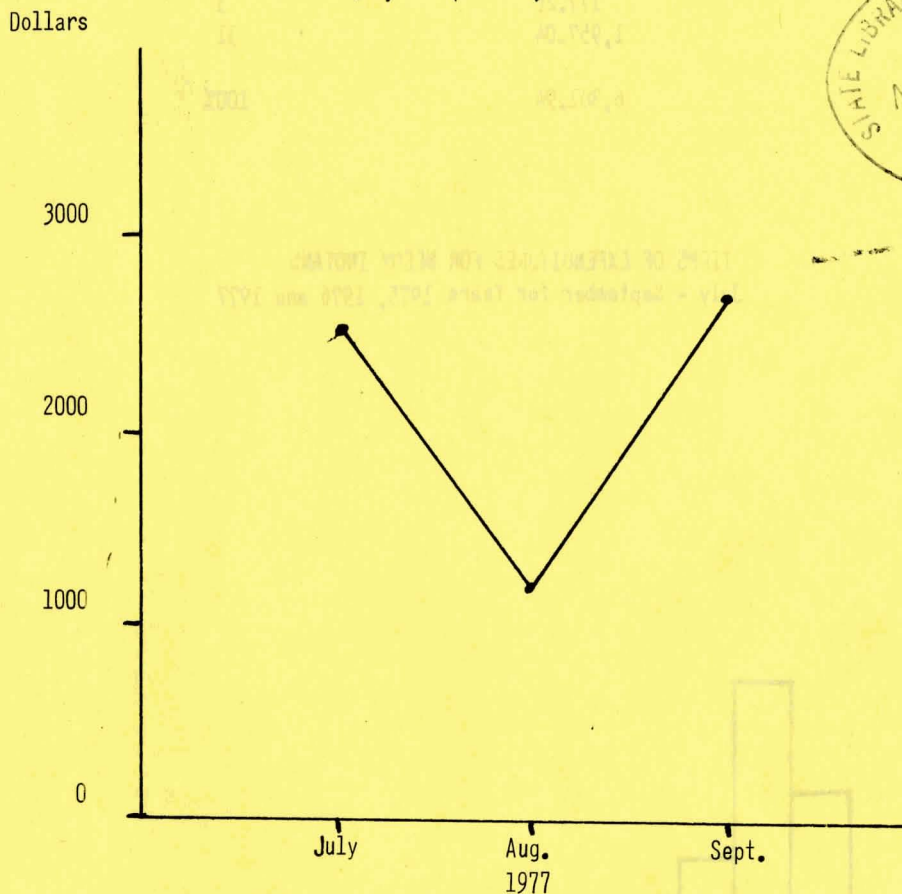


NEEDY INDIANS PERSONS  
Fiscal Year 1977 Compared to 1976



ASSISTANCE EXPENDITURES FOR NEEDY INDIANS  
July - September, 1977

NEEDY INDIANS EXPENDITURES  
July - September, 1977



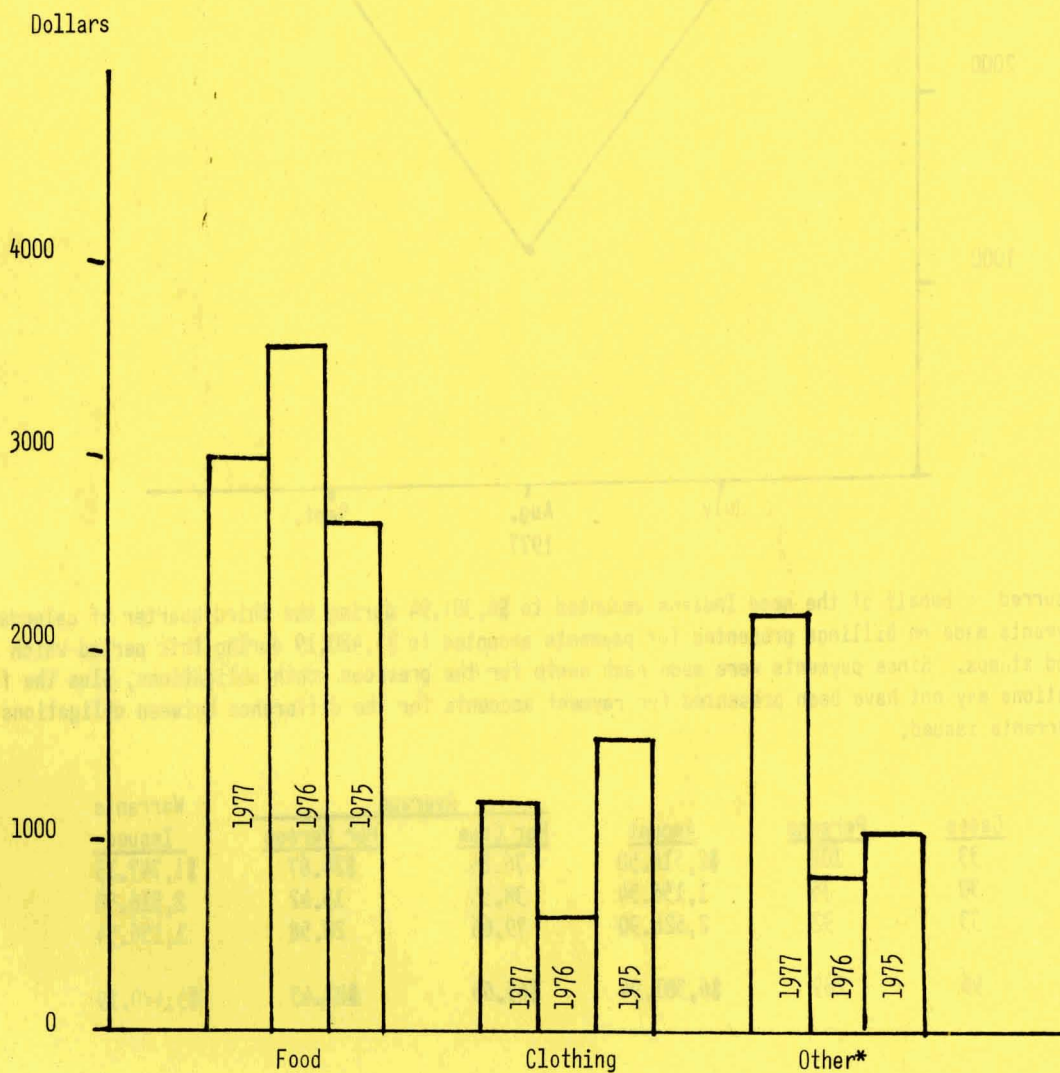
Obligations incurred on behalf of the need Indians amounted to \$6,301.94 during the third quarter of calendar year 1977. Payments made on billings presented for payments amounted to \$5,420.19 during this period which included \$103.00 for food stamps. Since payments were made each month for the previous month obligations, plus the fact that all obligations may not have been presented for payment accounts for the difference between obligations incurred and warrants issued.

Month	Cases	Persons	Amount	Average		Warrants Issued
				Per Case	Per Person	
July, 1977	33	102	\$2,516.50	76.26	\$24.67	\$1,747.15
August	30	75	1,156.54	38.55	15.42	2,516.50
September	33	92	2,628.90	79.66	28.58	1,156.54
TOTAL	96	269	\$6,301.94	\$65.65	\$23.43	\$5,420.19

# ITEM OF EXPENDITURES FOR RELIEF ORDERS


<u>Item</u>	<u>Amount</u>	<u>Percent of Total</u>
Food	\$2,993.41	47%
Clothing	1,174.29	19
Fuel	177.20	3
Other	1,957.04	31
TOTAL	6,301.94	100%

## ITEMS OF EXPENDITURES FOR NEEDY INDIANS July - September for Years 1975, 1976 and 1977



\* Fuel cost has been added into other

ASSISTANCE EXPENDITURES FOR NEEDY INDIANS  
October - December, 1977



Obligations incurred on behalf of the needy Indians amounted to \$ 5,706.98 during the 2nd quarter of Fiscal year 1978. Payments made on billings presented for payments amounted to \$ 6,289.95 during this period which included \$ 156.30 for food stamps. Payments are made each month for the prior months obligations, plus the fact that all obligations may not have been presented for payment accounts for the difference between obligations incurred and warrants issued.

<u>Month</u>	<u>Cases</u>	<u>Persons</u>	<u>Amount</u>	<u>Average</u>		<u>Warrants Issued</u>
				<u>Per Case</u>	<u>Per Person</u>	
October 1977	31	75	\$ 2,197.17	\$ 70.88	\$ 29.30	\$ 2,628.90
November	24	67	1,463.88	61.00	21.85	2,197.17
December	25	63	2,045.93	81.84	32.48	1,463.88
TOTAL	80	205	\$ 5,706.98	\$ 71.34	\$ 27.84	\$ 6,289.95

Items of Expenditures for Relief Orders

<u>Item</u>	<u>Amount</u>	<u>Percent of Total</u>
Food	\$ 2,595.26	45%
Clothing	717.87	13%
Fuel	1,397.35	25%
Other	996.50	17%
TOTAL	\$ 5,706.98	100%

Judy Anthony  
281-4697  
2/23/78



NEEDY INDIAN CASES  
July - December 1977

Cases

